

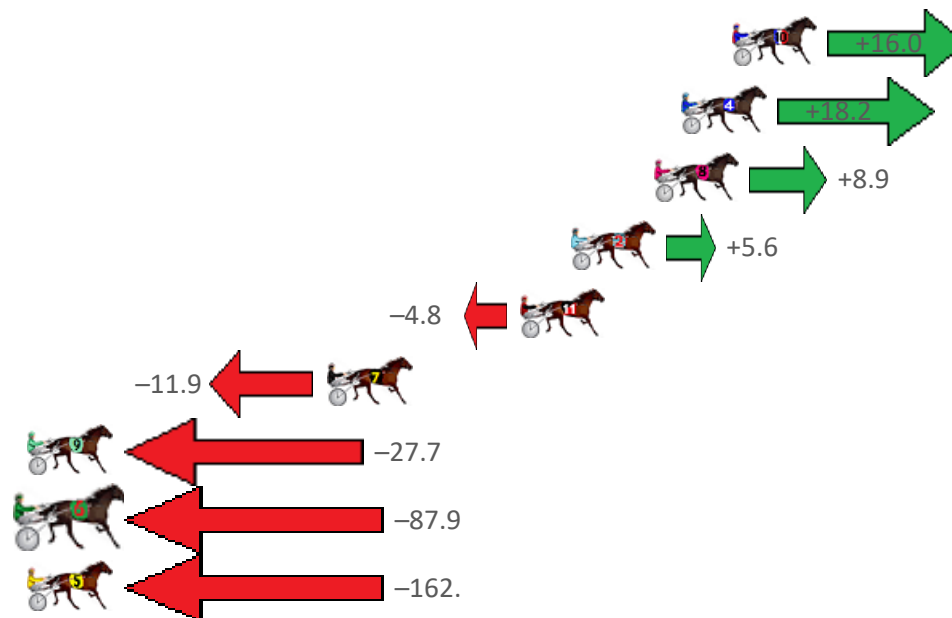
Melton Race 1 Distance 2240m

Friday, 14 July 2023

Gross Time: 2:46.10 MileRate: 1:59.40 LeadTime: 45.00s First Qtr: 31.50s Second Qtr: 29.90s Third Qtr: 28.90s Fourth Qtr: 30.80s

NoHorse	Plc	Mar	800 Posi	400 Posi	Time	3rd Qtr	4th Qtr
10 DIEGOS DIAMOND	1	0.0m	16.0m (1)	8.4m (3)	2:46.14	28.36s	30.16s
4 BLUE OCEAN	2	2.0m	20.2m (1)	14.1m (2)	2:46.28	28.48s	29.87s
8 FLY LIKE AN ANGEL	3	3.1m	12.0m (0)	7.9m (0)	2:46.37	28.61s	30.43s
2 PRESIDENTIALCHAN	4	6.4m	12.0m (1)	4.4m (3)	2:46.62	28.33s	30.95s
11 SHANIA TEE	5	8.4m	3.6m (1)	0.0m (2)	2:46.77	28.61s	31.44s
7 PRINCESS CHILLA	6	16.1m	4.2m (0)	4.1m (1)	2:47.34	28.86s	31.72s
9 ASHARAH	7	44.0m	16.3m (0)	11.2m (1)	2:49.42	28.44s	33.31s
6 GAMER	8	87.9m	0.0m (0)	0.0m (1)	2:52.69	28.69s	37.53s
5 ETIZ AMODEL	9	170.4m	7.6m (1)	6.2m (2)	2:58.84	28.41s	43.37s

Finish Position and metres gained from 800m



PJ Harness Analyser

Sectional Analysis Software – Not just a formguide!

www.facebook.com/PJHarnessRacing



RISE Digital, Harness Racing Australia nor the provider accepts any responsibility for the completeness or accuracy of any of the information contained herein, and makes no representations about its suitability for any particular purpose. Users should make their own judgements about those matters and/or seek independent advice. You assume all risks associated with use of data provided on this page

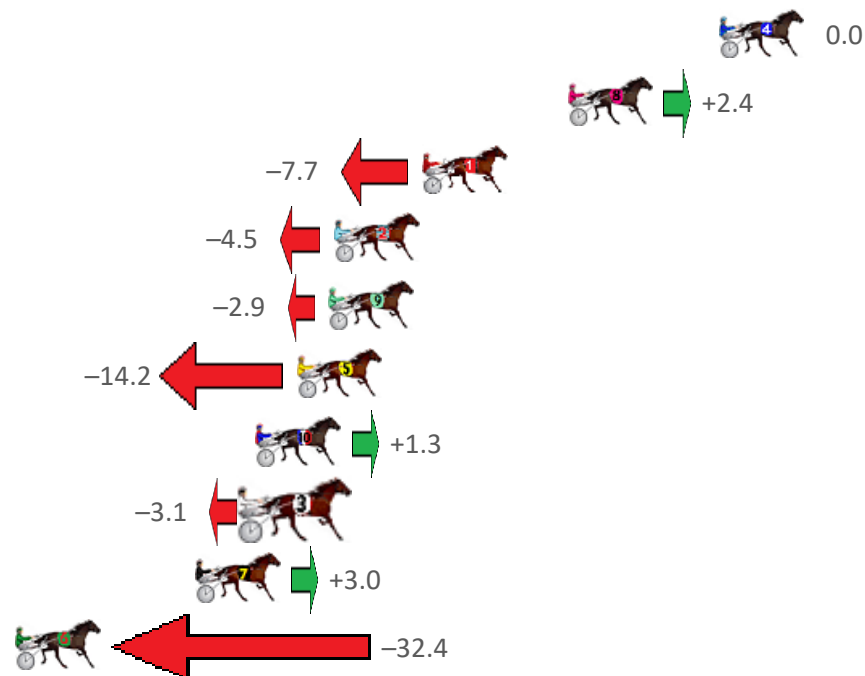
Melton Race 2 Distance 2240m

Friday, 14 July 2023

Gross Time: 2:45.40 MileRate: 1:58.80 LeadTime: 44.80s First Qtr: 31.50s Second Qtr: 30.80s Third Qtr: 29.40s Fourth Qtr: 28.90s

NoHorse	Plc	Mar	800 Posi	400 Posi	Time	3rd Qtr	4th Qtr
4 POPCORNFRIDAY	1	0.0m	0.0m (0)	0.0m (0)	2:45.36	29.40s	28.90s
8 BACCARAT	2	6.0m	8.4m (0)	9.2m (0)	2:45.81	29.46s	28.67s
1 PICKLE IT	3	11.8m	4.1m (0)	5.0m (0)	2:46.24	29.47s	29.39s
2 THE FALCON PRINCE	4	15.3m	10.8m (1)	6.3m (2)	2:46.51	29.08s	29.55s
9 PADDY MACH	5	15.5m	12.6m (0)	13.2m (0)	2:46.52	29.44s	29.07s
5 TREACHEROUSTIMES	6	16.8m	2.6m (1)	3.4m (1)	2:46.61	29.47s	29.86s
10 EYE SEE AMOUR	7	18.4m	19.7m (1)	12.4m (1)	2:46.73	28.87s	29.33s
3 SKY FULL OF STARS	8	18.6m	15.5m (1)	10.2m (3)	2:46.75	29.02s	29.50s
7 WICHITA KANSAS	9	20.8m	23.8m (1)	14.6m (2)	2:46.91	28.74s	29.35s
6 IAMAWINGATE	10	39.0m	6.6m (1)	8.2m (1)	2:48.27	29.54s	31.11s

Finish Position and metres gained from 800m



PJ Harness Analyser

Sectional Analysis Software - Not just a formguide!

www.facebook.com/PJHarnessRacing



RISE Digital, Harness Racing Australia nor the provider accepts any responsibility for the completeness or accuracy of any of the information contained herein, and makes no representations about its suitability for any particular purpose. Users should make their own judgements about those matters and/or seek independent advice. You assume all risks associated with use of data provided on this page

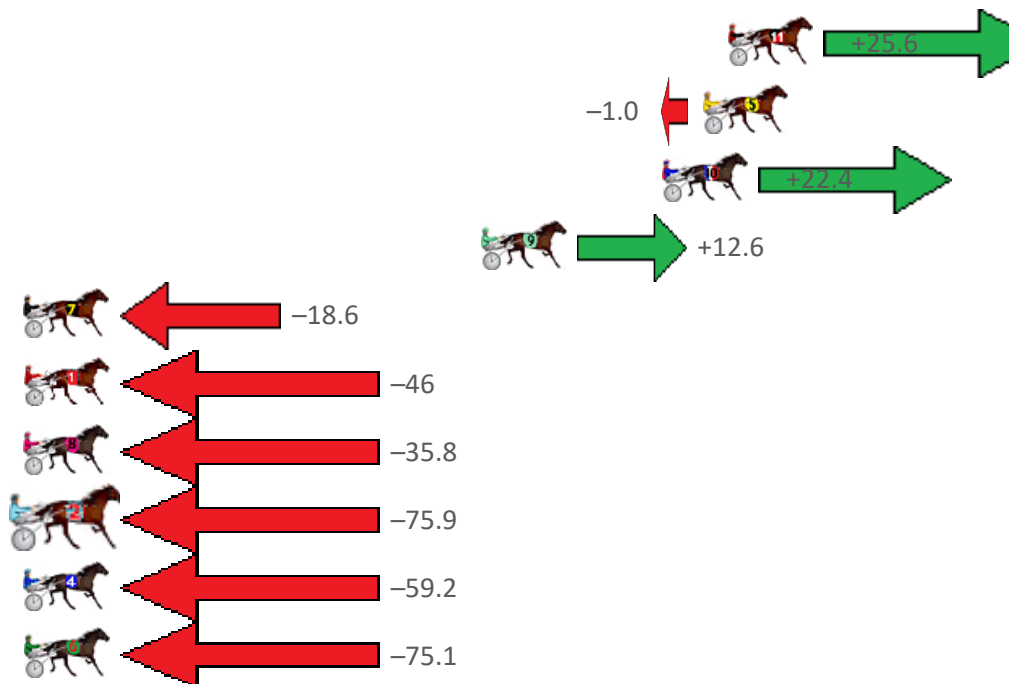
Melton Race 3 Distance 1720m

Friday, 14 July 2023

Gross Time: 2:04.60 MileRate: 1:56.50 LeadTime: 7.00s First Qtr: 28.80s Second Qtr: 28.70s Third Qtr: 29.50s Fourth Qtr: 30.60s

NoHorse	Plc	Mar	800 Posi	400 Posi	Time	3rd Qtr	4th Qtr
11 FLOWERTOP MOUN	1	0.0m	25.6m (0)	20.0m (2)	2:04.56	29.11s	29.08s
5 IMA CHARMA	2	1.0m	0.0m (0)	0.0m (0)	2:04.64	29.50s	30.68s
10 GOTTAHAVEAHOBBI	3	2.6m	25.0m (2)	4.0m (1)	2:04.76	27.93s	30.49s
9 HAMELDAEME	4	9.8m	22.4m (1)	16.2m (1)	2:05.28	29.05s	30.11s
7 ROLLING REMONA	5	49.2m	30.6m (1)	23.8m (2)	2:08.23	28.96s	32.53s
1 JAK MAGIC	6	51.1m	5.2m (0)	10.9m (0)	2:08.37	29.87s	33.66s
8 ANDJUSTLIKETHAT	7	51.9m	16.1m (0)	23.8m (0)	2:08.43	30.04s	32.74s
2 HAIR RAZOR	8	78.5m	2.6m (1)	59.2m (1)	2:10.42	33.70s	32.07s
4 VAPAR JACK	9	80.0m	20.8m (0)	34.7m (0)	2:10.53	30.48s	34.05s
6 SMILENSAYCHEESE	10	89.9m	14.8m (1)	41.0m (1)	2:11.27	31.39s	34.32s

Finish Position and metres gained from 800m



PJ Harness Analyser

Sectional Analysis Software – Not just a formguide!

www.facebook.com/PJHarnessRacing



RISE Digital, Harness Racing Australia nor the provider accepts any responsibility for the completeness or accuracy of any of the information contained herein, and makes no representations about its suitability for any particular purpose. Users should make their own judgements about those matters and/or seek independent advice. You assume all risks associated with use of data provided on this page

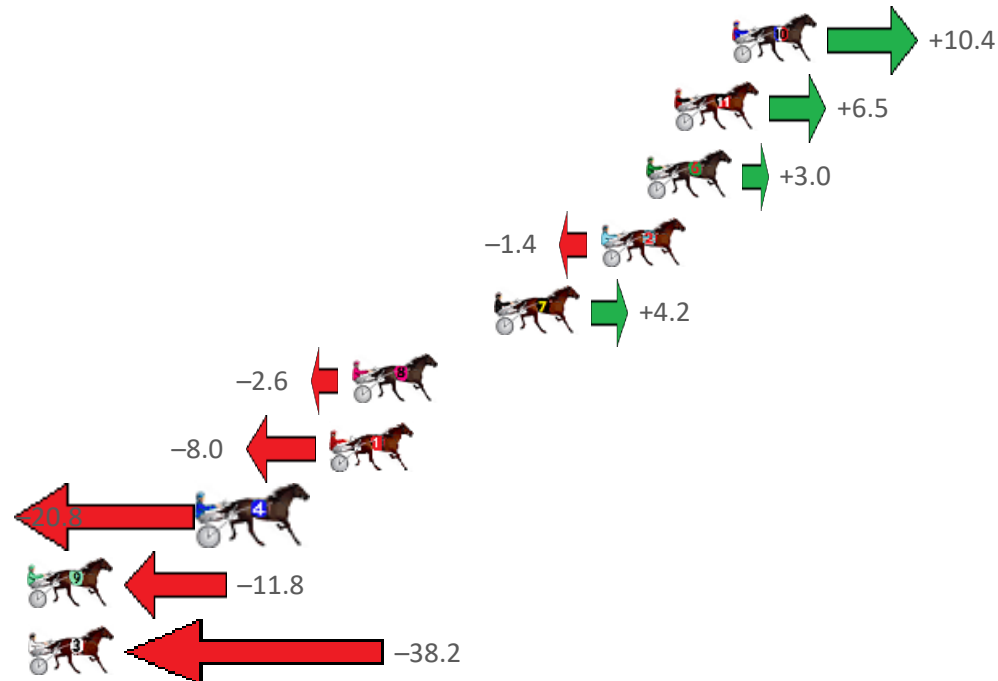
Melton Race 4 Distance 1720m

Friday, 14 July 2023

Gross Time: 2:07.20 MileRate: 1:59.00 LeadTime: 6.90s First Qtr: 29.00s Second Qtr: 31.70s Third Qtr: 29.20s Fourth Qtr: 30.40s

NoHorse	Plc	Mar	800 Posi	400 Posi	Time	3rd Qtr	4th Qtr
10 WELL WELL	1	0.0m	10.4m (1)	8.2m (2)	2:07.22	29.05s	29.78s
11 KIDWITHAGRIN	2	2.3m	8.8m (2)	0.1m (2)	2:07.40	28.55s	30.57s
6 JOHNNY REDCOAT	3	3.4m	6.4m (1)	4.3m (2)	2:07.48	29.05s	30.33s
2 LA TOISON DOR	4	5.2m	3.8m (0)	4.0m (0)	2:07.61	29.21s	30.49s
7 ICANMOTOR	5	9.4m	13.6m (2)	8.6m (3)	2:07.93	28.83s	30.46s
8 GOODTIME STRYKER	6	15.1m	12.5m (0)	13.8m (0)	2:08.35	29.29s	30.50s
1 SNAZOLA	7	16.0m	8.0m (0)	8.4m (0)	2:08.41	29.22s	30.97s
4 ALCATRAZ GIRL	8	20.8m	0.0m (0)	0.0m (0)	2:08.78	29.17s	31.97s
9 BALMY BOB	9	28.2m	16.4m (0)	16.8m (1)	2:09.32	29.21s	31.26s
3 MAGIC STORM	10	40.6m	2.4m (1)	2.4m (1)	2:10.25	29.14s	33.29s

Finish Position and metres gained from 800m



PJ Harness Analyser
Sectional Analysis Software – Not just a formguide!

www.facebook.com/PJHarnessRacing



RISE Digital, Harness Racing Australia nor the provider accepts any responsibility for the completeness or accuracy of any of the information contained herein, and makes no representations about its suitability for any particular purpose. Users should make their own judgements about those matters and/or seek independent advice. You assume all risks associated with use of data provided on this page

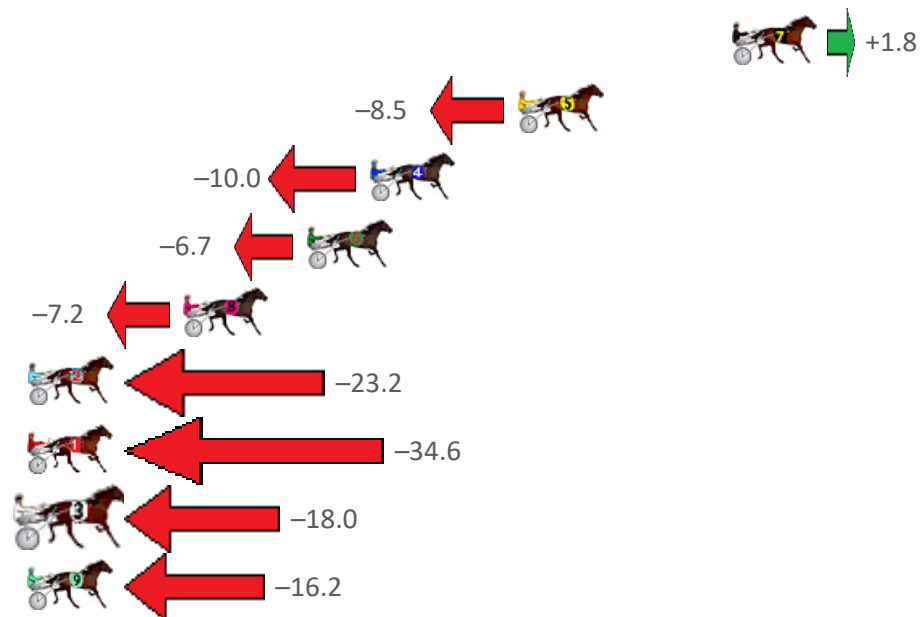
Melton Race 5 Distance 1720m

Friday, 14 July 2023

Gross Time: 2:05.60 MileRate: 1:57.50 LeadTime: 7.10s First Qtr: 29.00s Second Qtr: 30.80s Third Qtr: 29.30s Fourth Qtr: 29.40s

NoHorse	Plc	Mar	800 Posi	400 Posi	Time	3rd Qtr	4th Qtr
7 KYVALLEY PIERRO	1	0.0m	1.8m (1)	0.0m (1)	2:05.57	29.17s	29.40s
5 IMPERIAL WHIZ	2	8.5m	0.0m (0)	0.9m (0)	2:06.22	29.36s	29.96s
4 MEGEVE	3	14.4m	4.4m (0)	5.6m (0)	2:06.66	29.39s	30.04s
6 TRIPOD	4	16.9m	10.2m (1)	13.4m (1)	2:06.85	29.53s	29.66s
8 MAJESTIC PRIDE	5	21.8m	14.6m (1)	9.8m (2)	2:07.21	28.95s	30.28s
2 CHINSKI	6	29.2m	6.0m (1)	8.9m (1)	2:07.76	29.51s	30.88s
1 DOWN UNDER EARL	7	43.3m	8.7m (0)	12.2m (0)	2:08.81	29.55s	31.67s
3 IM ABOVE THE LAW	8	80.0m	62.0m (0)	68.5m (0)	2:11.55	29.77s	30.24s
9 MEADOW VALLEY ST	9	189.0m	172.8m (0)	173.5m (0)	2:19.68	29.35s	30.53s

Finish Position and metres gained from 800m







Harness Analyser

Sectional Analysis Software – Not just a formguide!

www.facebook.com/PJHarnessRacing



RISE Digital, Harness Racing Australia nor the provider accepts any responsibility for the completeness or accuracy of any of the information contained herein, and makes no representations about its suitability for any particular purpose. Users should make their own judgements about those matters and/or seek independent advice. You assume all risks associated with use of data provided on this page

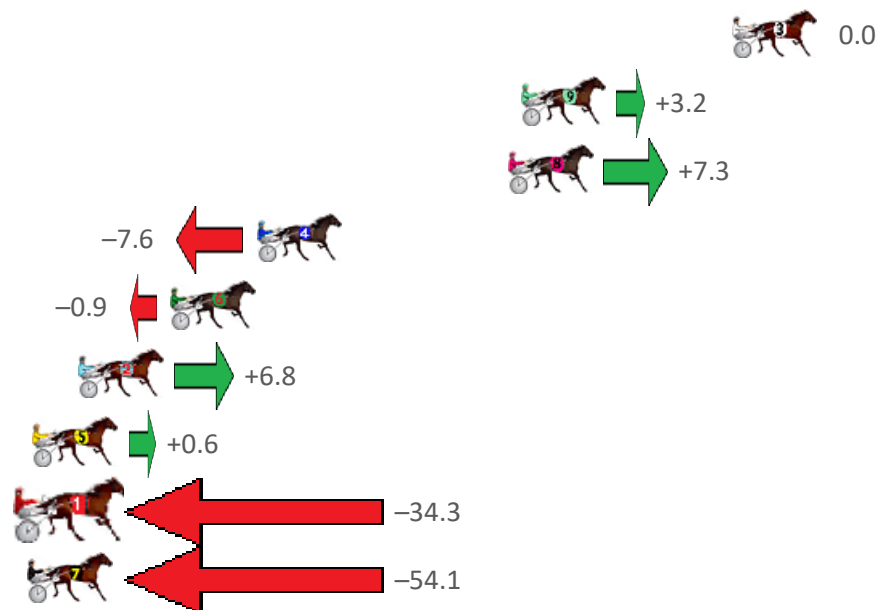
Melton Race 6 Distance 1720m

Friday, 14 July 2023

Gross Time: 2:05.40 MileRate: 1:57.40 LeadTime: 7.30s First Qtr: 30.10s Second Qtr: 29.90s Third Qtr: 28.80s Fourth Qtr: 29.30s

NoHorse	Plc	Mar	800 Posi	400 Posi	Time	3rd Qtr	4th Qtr
3 GARDENA RONDA	1	0.0m	0.0m (0)	0.0m (0)	2:05.45	28.80s	29.30s
9 KYVALLEY HOTSPUR	2	8.4m	11.6m (1)	12.2m (1)	2:06.07	28.85s	29.02s
8 EBONYS AVENGER	3	8.9m	16.2m (1)	17.4m (1)	2:06.11	28.89s	28.68s
4 SUPER SERVICE	4	18.9m	11.3m (0)	19.2m (0)	2:06.85	29.37s	29.28s
6 EL RESAMO	5	22.3m	21.4m (1)	22.3m (1)	2:07.10	28.86s	29.30s
2 CORK	6	26.0m	32.8m (1)	28.6m (1)	2:07.38	28.50s	29.11s
5 MORE WANTED	7	27.8m	28.4m (1)	25.6m (0)	2:07.52	28.60s	29.46s
1 ALDEBARAN STEVIE	8	41.1m	6.8m (0)	15.2m (0)	2:08.51	29.39s	31.19s
7 SONNY BROOKE	9	81.3m	27.2m (0)	48.0m (0)	2:11.51	30.28s	31.73s

Finish Position and metres gained from 800m







Harness Analyser

Sectional Analysis Software – Not just a formguide!

www.facebook.com/PJHarnessRacing



RISE Digital, Harness Racing Australia nor the provider accepts any responsibility for the completeness or accuracy of any of the information contained herein, and makes no representations about its suitability for any particular purpose. Users should make their own judgements about those matters and/or seek independent advice. You assume all risks associated with use of data provided on this page

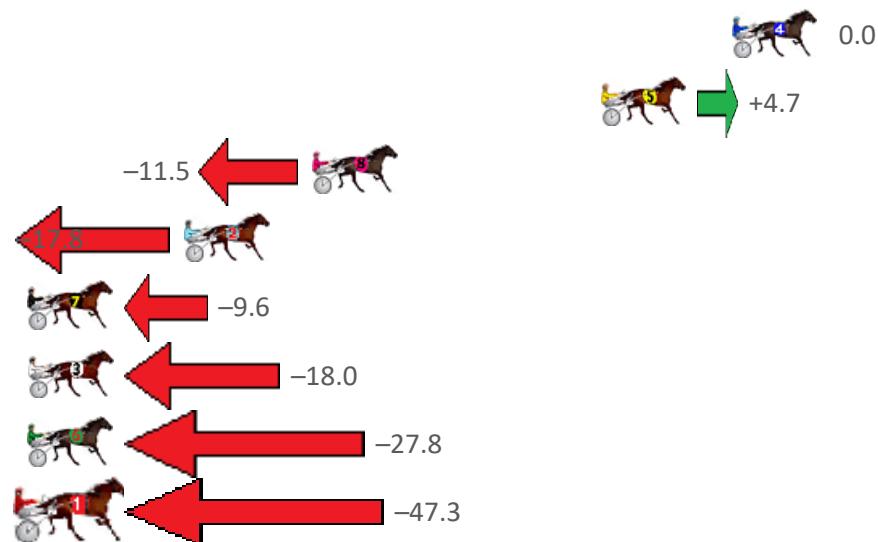
Melton Race 7 Distance 2240m

Friday, 14 July 2023

Gross Time: 2:41.80 MileRate: 1:56.20 LeadTime: 45.50s First Qtr: 32.30s Second Qtr: 29.30s Third Qtr: 26.70s Fourth Qtr: 28.00s

NoHorse	Plc	Mar	800 Posi	400 Posi	Time	3rd Qtr	4th Qtr
4 SON OF MAC	1	0.0m	0.0m (0)	0.0m (0)	2:41.76	26.70s	28.00s
5 MELANION	2	5.2m	9.9m (1)	7.6m (1)	2:42.14	26.55s	27.83s
8 JILLIBY NITRO	3	16.7m	5.2m (1)	3.1m (1)	2:43.00	26.54s	28.95s
2 MAJOR MAJOR	4	21.8m	4.0m (0)	5.6m (0)	2:43.38	26.78s	29.13s
7 BRUTALLY HANDSO	5	28.0m	18.4m (0)	25.8m (2)	2:43.84	27.20s	28.15s
3 WONGA LAKE	6	35.4m	17.4m (1)	20.4m (1)	2:44.39	26.88s	29.04s
6 FINAL PEACE	7	42.0m	14.2m (0)	26.6m (1)	2:44.89	27.52s	29.07s
1 IM A DENNY TOO	8	57.1m	9.8m (0)	24.4m (0)	2:46.01	27.64s	30.28s

Finish Position and metres gained from 800m







Harness Analyser

Sectional Analysis Software – Not just a formguide!

www.facebook.com/PJHarnessRacing



RISE Digital, Harness Racing Australia nor the provider accepts any responsibility for the completeness or accuracy of any of the information contained herein, and makes no representations about its suitability for any particular purpose. Users should make their own judgements about those matters and/or seek independent advice. You assume all risks associated with use of data provided on this page

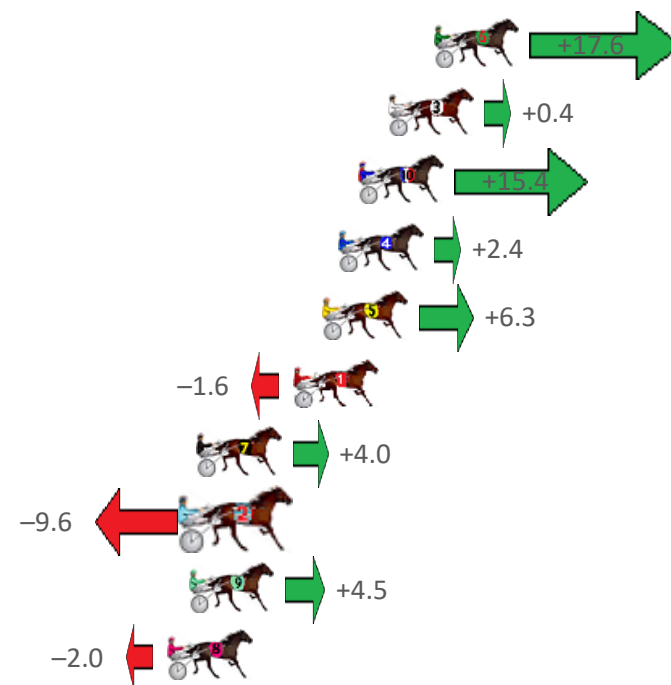
Melton Race 8 Distance 1720m

Friday, 14 July 2023

Gross Time: 2:05.80 MileRate: 1:57.70 LeadTime: 7.00s First Qtr: 30.20s Second Qtr: 30.70s Third Qtr: 28.70s Fourth Qtr: 29.20s

NoHorse	Plc	Mar	800 Posi	400 Posi	Time	3rd Qtr	4th Qtr
6 BEST BACK BRUCE	1	0.0m	17.6m (1)	13.2m (1)	2:05.78	28.39s	28.24s
3 QUIET STORM	2	1.8m	2.2m (1)	0.4m (1)	2:05.91	28.57s	29.30s
10 SMOOTH TECHY	3	3.0m	18.4m (2)	7.6m (3)	2:06.00	27.93s	28.87s
4 SPORTS WRACK	4	3.8m	6.2m (1)	4.6m (1)	2:06.06	28.59s	29.14s
5 MAC SHADOW	5	4.4m	10.7m (1)	9.0m (1)	2:06.10	28.58s	28.87s
1 BARRA MAC	6	5.6m	4.0m (0)	4.0m (0)	2:06.19	28.70s	29.32s
7 OUR KINKY BOOTS	7	9.4m	13.4m (0)	13.0m (0)	2:06.47	28.67s	28.94s
2 JUDES MY LIFE	8	9.6m	0.0m (0)	0.0m (0)	2:06.49	28.69s	29.90s
9 NIKI NAH NAH	9	9.7m	14.2m (2)	4.3m (2)	2:06.50	27.98s	29.59s
8 OOH AH LISTAH	10	10.6m	8.6m (0)	8.2m (0)	2:06.56	28.67s	29.37s

Finish Position and metres gained from 800m







Harness Analyser

Sectional Analysis Software – Not just a formguide!

www.facebook.com/PJHarnessRacing



RISE Digital, Harness Racing Australia nor the provider accepts any responsibility for the completeness or accuracy of any of the information contained herein, and makes no representations about its suitability for any particular purpose. Users should make their own judgements about those matters and/or seek independent advice. You assume all risks associated with use of data provided on this page

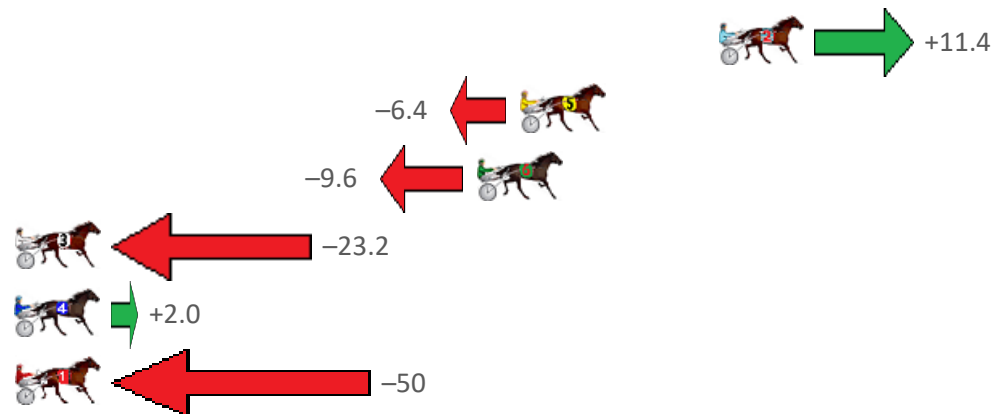
Melton Race 9 Distance 2240m

Friday, 14 July 2023

Gross Time: 2:52.60 MileRate: 2:04.00 LeadTime: 47.50s First Qtr: 33.50s Second Qtr: 30.10s Third Qtr: 29.30s Fourth Qtr: 32.20s

NoHorse	Plc	Mar	800 Posi	400 Posi	Time	3rd Qtr	4th Qtr
2 MAJESTIC AVENUE	1	0.0m	11.4m (0)	10.0m (1)	2:52.64	29.23s	31.40s
5 MAJESTIC MONARCH	2	7.9m	1.5m (1)	2.6m (1)	2:53.23	29.36s	32.62s
6 DEAD SET CRAZY	3	9.6m	0.0m (0)	0.0m (0)	2:53.35	29.27s	32.97s
3 DORA LEE	4	29.3m	6.1m (0)	11.7m (0)	2:54.82	29.66s	33.61s
4 COURAGES LAW	5	53.1m	55.1m (0)	61.8m (0)	2:56.59	29.84s	31.50s
1 JOEY BEE	6	117.2m	67.6m (0)	86.7m (0)	3:01.38	30.65s	34.64s

Finish Position and metres gained from 800m







Harness Analyser

Sectional Analysis Software – Not just a formguide!

www.facebook.com/PJHarnessRacing



RISE Digital, Harness Racing Australia nor the provider accepts any responsibility for the completeness or accuracy of any of the information contained herein, and makes no representations about its suitability for any particular purpose. Users should make their own judgements about those matters and/or seek independent advice. You assume all risks associated with use of data provided on this page

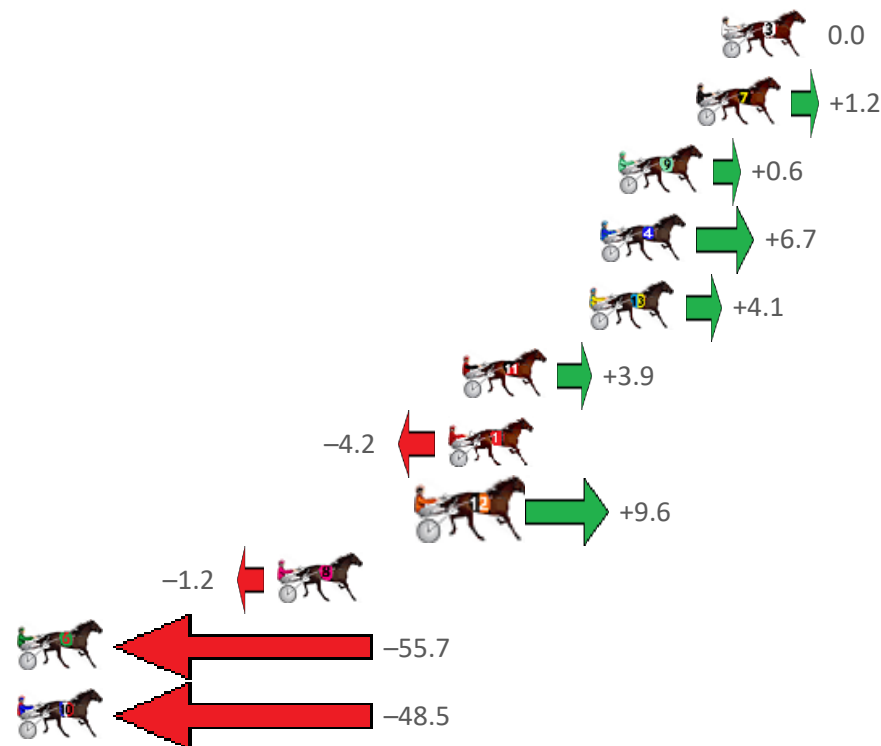
Melton Race 10 Distance 2240m

Friday, 14 July 2023

Gross Time: 2:53.40 MileRate: 2:04.60 LeadTime: 49.70s First Qtr: 32.40s Second Qtr: 31.50s Third Qtr: 29.80s Fourth Qtr: 30.00s

NoHorse	Plc	Mar	800 Posi	400 Posi	Time	3rd Qtr	4th Qtr
3 SHIELD MAIDEN	1	0.0m	0.0m (0)	0.0m (0)	2:53.39	29.80s	30.00s
7 FLOATING MOUNTAI	2	1.0m	2.2m (1)	2.2m (1)	2:53.46	29.80s	29.91s
9 ALDEBARAN BELLE	3	4.1m	4.7m (0)	5.4m (0)	2:53.69	29.85s	29.90s
4 RASTAMON	4	4.8m	11.5m (1)	8.5m (2)	2:53.75	29.58s	29.72s
13 KYVALLEY PAINT	5	5.2m	9.3m (0)	9.9m (0)	2:53.77	29.85s	29.65s
11 ABBRACCIAMI	6	10.3m	14.2m (0)	14.6m (0)	2:54.16	29.83s	29.68s
1 DREAM OVER	7	10.8m	6.6m (1)	6.5m (1)	2:54.19	29.79s	30.32s
12 ALDEBARAN DEMI	8	11.6m	21.2m (1)	17.6m (1)	2:54.25	29.53s	29.55s
8 ESS KAY HOLLYWOO	9	17.6m	16.4m (1)	13.6m (2)	2:54.70	29.59s	30.30s
6 SCAR	10	74.6m	18.9m (0)	13.2m (1)	2:58.95	29.36s	34.58s
10 JACK OF THE GREEN	11	78.5m	30.0m (0)	45.0m (0)	2:59.24	30.91s	32.50s

Finish Position and metres gained from 800m



PJ Harness Analyser

Sectional Analysis Software – Not just a formguide!

www.facebook.com/PJHarnessRacing



RISE Digital, Harness Racing Australia nor the provider accepts any responsibility for the completeness or accuracy of any of the information contained herein, and makes no representations about its suitability for any particular purpose. Users should make their own judgements about those matters and/or seek independent advice. You assume all risks associated with use of data provided on this page