

Melton Race 1 Distance 1720m

Saturday, 13 June 2026


Gross Time: 2:03.53 MileRate: 1:53.40 LeadTime: 7.15s First Qtr: 30.05s Second Qtr: 29.40s Third Qtr: 28.75s Fourth Qtr: 28.15s

DATA TABLE: 800 / 400 Posi's are position from leader and (how wide the horse was at that position)

NoHorse	Plc	Mar	800 Posi	400 Posi	Time	3rd Qtr	4th Qt
7 LOVEMETO	1	0.0m	0.0m (0)	0.0m (0)	2:03.53	28.75s	28.15s
5 KEAYANG STUKA	2	0.4m	3.6m (0)	4.5m (0)	2:03.56	28.81s	27.86s
1 I AM WILMA	3	4.6m	7.4m (0)	8.2m (0)	2:03.87	28.80s	27.91s
8 IM BOBBY	4	8.5m	12.0m (0)	12.7m (0)	2:04.16	28.79s	27.88s
6 REMUS PHOENIX	5	12.0m	5.6m (1)	3.4m (1)	2:04.42	28.59s	28.80s
3 ALDEBARAN ACRUX	6	12.6m	14.4m (1)	12.7m (1)	2:04.46	28.62s	28.19s
2 PINNIE	7	14.1m	16.8m (0)	17.8m (0)	2:04.57	28.81s	27.93s
4 GOTFEELINGSYOUKNOW	8	14.7m	9.7m (1)	8.0m (1)	2:04.62	28.62s	28.67s
9 EL RESAMO	9	18.7m	19.1m (1)	17.5m (1)	2:04.91	28.62s	28.30s

Finish Position and metres gained

First Arrow shows distance gain/loss from 2nd Qtr to 3rd Qtr, Second Arrow shows distance gain/loss from 3rd Qtr to Finish
Blue arrow indicates best gain in these quarters.



800

Visual positions in race at 2nd Quarter



400

Visual positions in race at 3rd Quarter



Melton Race 2 Distance 2240m


Saturday, 13 June 2026

Gross Time: 2:46.10 MileRate: 1:59.30 LeadTime: 46.80s First Qtr: 30.80s Second Qtr: 30.10s Third Qtr: 29.15s Fourth Qtr: 29.25s

DATA TABLE: 800 / 400 Posi's are position from leader and (how wide the horse was at that position)

No	Horse	Plc	Mar	800 Posi	400 Posi	Time	3rd Qtr	4th Qt
3	ARTIGAS	1	0.0m	0.0m (0)	0.0m (0)	2:46.10	29.15s	29.25s
11	CARLA PIXIE	2	7.0m	19.8m (1)	2.6m (3)	2:46.64	27.91s	29.60s
10	FARROKH	3	14.7m	15.3m (1)	9.3m (2)	2:47.23	28.72s	29.70s
8	CENTURION DREAM	4	17.6m	12.7m (0)	14.4m (1)	2:47.45	29.28s	29.55s
5	DISTANT SUN	5	20.3m	23.8m (1)	14.8m (2)	2:47.66	28.50s	29.73s
7	DOSSIER	6	23.8m	28.1m (1)	18.2m (1)	2:47.93	28.43s	29.76s
9	ROCKY VALLEY	7	25.9m	10.9m (1)	4.7m (2)	2:48.09	28.71s	30.89s
4	KAMARAN	8	29.9m	1.5m (1)	1.1m (1)	2:48.39	29.12s	31.47s
1	NIGHT WHISPERER	9	30.3m	8.8m (0)	11.3m (0)	2:48.42	29.33s	30.75s
6	FAITH FULL	10	35.3m	6.4m (1)	8.5m (1)	2:48.81	29.30s	31.34s
2	BOUTIKA	11	40.3m	4.7m (0)	6.2m (0)	2:49.19	29.26s	31.89s
12	WHATS THE TEA	12	48.5m	21.7m (0)	26.9m (0)	2:49.82	29.53s	31.02s

Finish Position and metres gained



800

Visual positions in race at 2nd Quarter



400

Visual positions in race at 3rd Quarter

Melton Race 3 Distance 1720m

Saturday, 13 June 2026


Gross Time: 2:03.20 MileRate: 1:55.30 LeadTime: 7.40s First Qtr: 29.60s Second Qtr: 29.30s Third Qtr: 28.50s Fourth Qtr: 28.40s

DATA TABLE: 800 / 400 Posi's are position from leader and (how wide the horse was at that position)

No	Horse	Plc	Mar	800 Posi	400 Posi	Time	3rd Qtr	4th Qt
7	CRACKERJACK	1	0.0m	0.0m (0)	0.0m (0)	2:03.20	28.50s	28.40s
1	IRON WOMEN	2	4.2m	4.2m (0)	4.3m (0)	2:03.51	28.50s	28.41s
3	VYTIS	3	6.9m	9.7m (1)	3.9m (1)	2:03.71	28.09s	28.64s
9	MORE WANTED	4	8.3m	9.0m (0)	9.1m (0)	2:03.82	28.50s	28.38s
10	SEBASTIANS BOY	5	13.2m	17.9m (0)	13.7m (1)	2:04.18	28.20s	28.42s
2	MITCHELL WRAP	6	15.0m	13.7m (0)	13.4m (0)	2:04.32	28.48s	28.57s
4	MUSKEE	7	15.7m	25.5m (1)	17.5m (1)	2:04.37	27.93s	28.33s
5	BENNIE AND THE JETS	8	18.7m	14.2m (1)	8.7m (1)	2:04.60	28.11s	29.18s
8	QUIRKY CHARACTER	9	19.8m	21.3m (1)	11.8m (2)	2:04.68	27.83s	29.04s
6	NEPHEW OF SONOKO	10	25.0m	23.2m (0)	21.8m (0)	2:05.07	28.40s	28.73s

Finish Position and metres gained

First Arrow shows distance gain/loss from 2nd Qtr to 3rd Qtr, Second Arrow shows distance gain/loss from 3rd Qtr to Finish
Blue arrow indicates best gain in these quarters.



800

Visual positions in race at 2nd Quarter



400

Visual positions in race at 3rd Quarter



Melton Race 4 Distance 2240m

Saturday, 13 June 2026


Gross Time: 2:39.10 MileRate: 1:54.30 LeadTime: 43.40s First Qtr: 29.80s Second Qtr: 29.65s Third Qtr: 28.25s Fourth Qtr: 28.00s

DATA TABLE: 800 / 400 Posi's are position from leader and (how wide the horse was at that position)

No	Horse	Plc	Mar	800 Posi	400 Posi	Time	3rd Qtr	4th Qt
9	CLYMENUS	1	0.0m	9.6m (0)	8.6m (0)	2:39.10	28.18s	27.40s
5	HUGO ROCKS	2	8.5m	12.3m (1)	12.6m (0)	2:39.73	28.26s	27.75s
8	THESTATESMAN	3	9.3m	4.7m (0)	4.0m (0)	2:39.78	28.20s	28.40s
2	FIRE MARSHALL	4	9.5m	2.8m (1)	0.8m (1)	2:39.80	28.11s	28.64s
1	MOUNT BARKER BOY	5	18.0m	0.0m (0)	0.0m (0)	2:40.42	28.25s	29.32s
3	TELEMACHUS	6	18.4m	8.5m (1)	8.5m (1)	2:40.45	28.25s	28.76s
4	BLACKJACK WHACKO	7	21.0m	14.2m (0)	17.2m (0)	2:40.65	28.45s	28.35s
7	HITHEREADJACK	8	22.0m	16.6m (1)	17.1m (1)	2:40.72	28.28s	28.42s
6	JACCKA CONNOR	9	24.4m	21.3m (1)	18.9m (2)	2:40.90	28.08s	28.47s
11	TARA VICTORY	10	24.5m	23.1m (0)	27.1m (1)	2:40.90	28.53s	27.91s
10	IDEAL MOTH	11	27.0m	18.1m (0)	21.6m (1)	2:41.09	28.49s	28.48s

Finish Position and metres gained

First Arrow shows distance gain/loss from 2nd Qtr to 3rd Qtr, Second Arrow shows distance gain/loss from 3rd Qtr to Finish
Blue arrow indicates best gain in these quarters.



800

Visual positions in race at 2nd Quarter



400

Visual positions in race at 3rd Quarter



Melton Race 5 Distance 1720m

Saturday, 13 June 2026


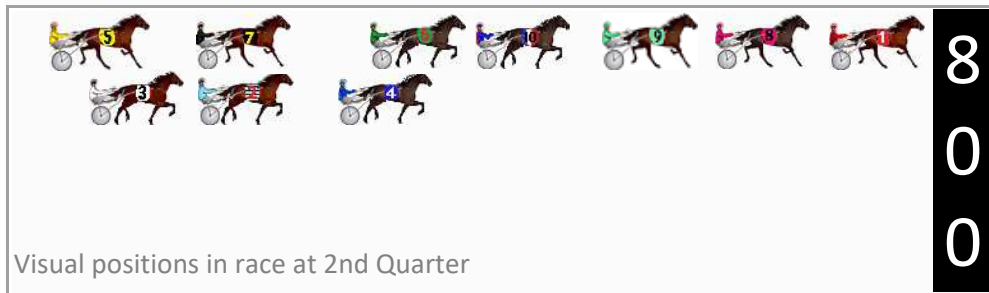
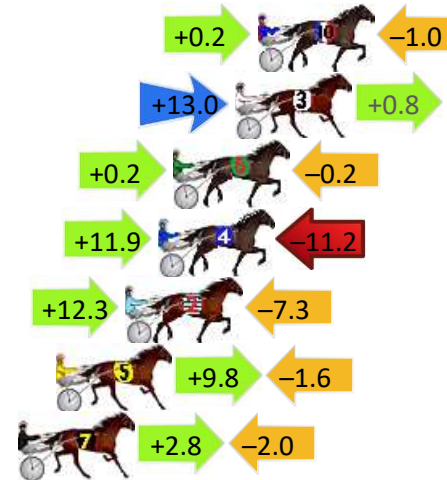
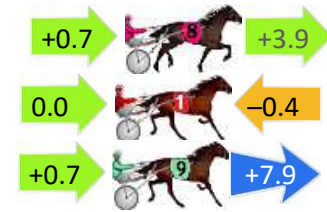
Gross Time: 2:04.40 MileRate: 1:56.40 LeadTime: 7.30s First Qtr: 29.20s Second Qtr: 30.45s Third Qtr: 29.10s Fourth Qtr: 28.35s

DATA TABLE: 800 / 400 Posi's are position from leader and (how wide the horse was at that position)

No	Horse	Plc	Mar	800 Posi	400 Posi	Time	3rd Qtr	4th Qt
8	RINGER WELLS	1	0.0m	4.6m (0)	3.9m (0)	2:04.40	29.05s	28.07s
1	CLAUDYS HERO	2	0.4m	0.0m (0)	0.0m (0)	2:04.43	29.10s	28.38s
9	TWEEDLEDEE	3	0.5m	9.1m (0)	8.4m (0)	2:04.44	29.04s	27.79s
10	WALLIS	4	15.0m	14.2m (0)	14.0m (0)	2:05.52	29.07s	28.47s
3	KYVALLEY MICHAEL	5	15.9m	29.7m (1)	16.7m (2)	2:05.58	28.15s	28.34s
6	JUST AS I AM	6	18.4m	18.4m (0)	18.2m (0)	2:05.77	29.07s	28.42s
4	SAM NIEN	7	19.0m	19.7m (1)	7.8m (1)	2:05.82	28.23s	29.21s
2	MAJESTIC TOOTH	8	20.3m	25.3m (1)	13.0m (1)	2:05.91	28.20s	28.93s
5	PROHIBITED GRACE	9	23.1m	31.3m (0)	21.5m (1)	2:06.12	28.38s	28.53s
7	AVANT GUARD	10	24.6m	25.4m (0)	22.6m (0)	2:06.23	28.87s	28.57s

Finish Position and metres gained

First Arrow shows distance gain/loss from 2nd Qtr to 3rd Qtr, Second Arrow shows distance gain/loss from 3rd Qtr to Finish Blue arrow indicates best gain in these quarters.



Melton Race 6 Distance 1720m

Saturday, 13 June 2026

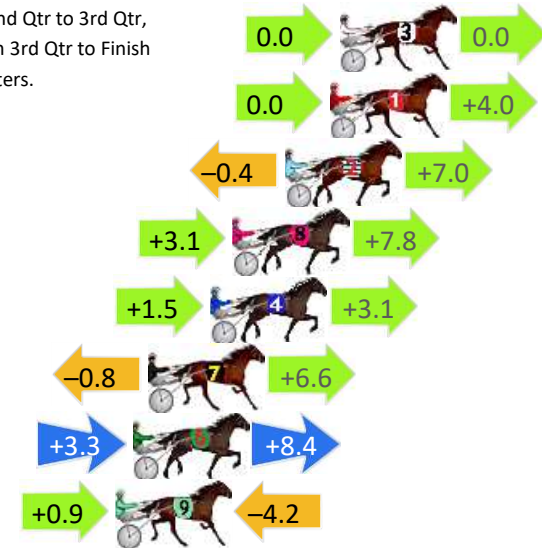
Gross Time: 2:00.70 MileRate: 1:53.40 LeadTime: 7.05s First Qtr: 28.05s Second Qtr: 30.55s Third Qtr: 27.50s Fourth Qtr: 27.55s

DATA TABLE: 800 / 400 Posi's are position from leader and (how wide the horse was at that position)

NoHorse	Plc	Mar	800 Posi	400 Posi	Time	3rd Qtr	4th Qt
3 SWEET IDEAL	1	0.0m	0.0m (0)	0.0m (0)	2:00.70	27.50s	27.55s
1 PERUN	2	0.4m	4.4m (0)	4.4m (0)	2:00.73	27.50s	27.28s
2 DIAMOND ECLIPSE	3	2.2m	8.8m (0)	9.2m (0)	2:00.86	27.53s	27.08s
8 CALEXICO	4	4.3m	15.2m (1)	12.1m (2)	2:01.01	27.29s	27.04s
4 SOME AMERICAN	5	5.2m	9.8m (1)	8.3m (2)	2:01.08	27.40s	27.36s
7 JUSTALITTLESIP	6	7.7m	13.5m (0)	14.3m (0)	2:01.26	27.56s	27.13s
6 OUR LUCIANO	7	8.3m	20.0m (1)	16.7m (2)	2:01.30	27.28s	27.01s
9 ITS CONFIDENTIAL	8	9.0m	5.7m (1)	4.8m (1)	2:01.35	27.44s	27.88s

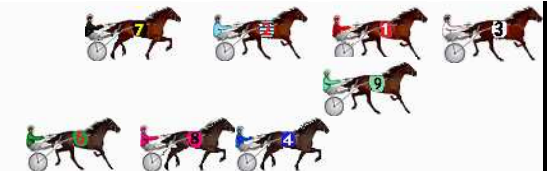
Finish Position and metres gained

First Arrow shows distance gain/loss from 2nd Qtr to 3rd Qtr, Second Arrow shows distance gain/loss from 3rd Qtr to Finish
Blue arrow indicates best gain in these quarters.



8
0
0

Visual positions in race at 2nd Quarter



4
0
0

Visual positions in race at 3rd Quarter



Melton Race 7 Distance 2240m

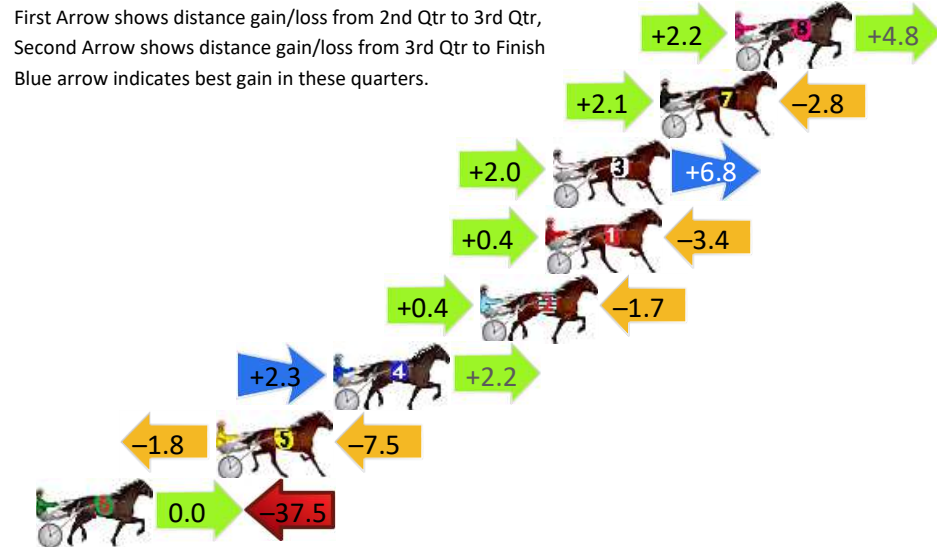
Saturday, 13 June 2026

Gross Time: 2:42.40 MileRate: 1:56.70 LeadTime: 45.20s First Qtr: 31.00s Second Qtr: 29.15s Third Qtr: 28.65s Fourth Qtr: 28.35s

DATA TABLE: 800 / 400 Posi's are position from leader and (how wide the horse was at that position)

No	Horse	Plc	Mar	800 Posi	400 Posi	Time	3rd Qtr	4th Qt
8	GOOD TOBE LOCKSLEY	1	0.0m	7.0m (1)	4.8m (1)	2:42.40	28.49s	28.01s
7	ZENARIO	2	3.0m	2.3m (1)	0.2m (1)	2:42.62	28.50s	28.56s
3	MY UNCLE STAN	3	7.3m	16.1m (1)	14.1m (1)	2:42.94	28.50s	27.90s
1	ISOLATION	4	7.6m	4.6m (0)	4.2m (0)	2:42.97	28.62s	28.62s
2	BUBBA SCRUB	5	10.2m	8.9m (0)	8.5m (0)	2:43.16	28.62s	28.51s
4	CAPTAIN PINS	6	16.1m	20.6m (1)	18.3m (1)	2:43.60	28.48s	28.25s
5	SPRINGFIELD AFFAIR	7	20.8m	11.5m (1)	13.3m (0)	2:43.95	28.77s	28.96s
6	OZZIE CORKA	8	37.5m	0.0m (0)	0.0m (0)	2:45.19	28.65s	31.14s

Finish Position and metres gained



8
0
0

Visual positions in race at 2nd Quarter



4
0
0

Visual positions in race at 3rd Quarter



Melton Race 8 Distance 1720m

Saturday, 13 June 2026

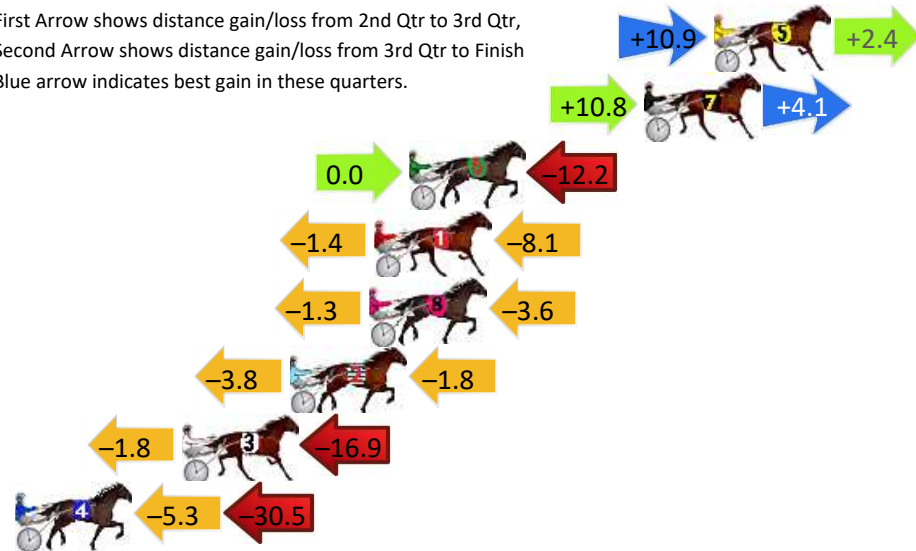
Gross Time: 2:00.70 MileRate: 1:52.90 LeadTime: 6.70s First Qtr: 28.60s Second Qtr: 30.90s Third Qtr: 27.30s Fourth Qtr: 27.20s

DATA TABLE: 800 / 400 Posi's are position from leader and (how wide the horse was at that position)

No	Horse	Plc	Mar	800 Posi	400 Posi	Time	3rd Qtr	4th Qt
5	CIGANO	1	0.0m	13.3m (2)	2.4m (2)	2:00.70	26.56s	27.04s
7	SOAP AND BUBBLES	2	2.8m	17.7m (2)	6.9m (2)	2:00.90	26.56s	26.94s
6	MAXNJAX	3	12.2m	0.0m (0)	0.0m (0)	2:01.57	27.30s	28.07s
1	DAY TWO	4	13.6m	4.1m (0)	5.5m (0)	2:01.67	27.39s	27.80s
8	LE BELLE BIJOUX	5	13.8m	8.9m (0)	10.2m (0)	2:01.69	27.39s	27.50s
2	PESCI	6	17.0m	11.4m (1)	15.2m (0)	2:01.92	27.55s	27.39s
3	INTRUSION	7	21.3m	2.6m (1)	4.4m (1)	2:02.23	27.42s	28.43s
4	KEAYANG WASABI	8	42.7m	6.9m (1)	12.2m (1)	2:03.76	27.66s	29.43s

Finish Position and metres gained

First Arrow shows distance gain/loss from 2nd Qtr to 3rd Qtr, Second Arrow shows distance gain/loss from 3rd Qtr to Finish
Blue arrow indicates best gain in these quarters.



8
0
0

Visual positions in race at 2nd Quarter



4
0
0

Visual positions in race at 3rd Quarter



Melton Race 9 Distance 2240m

Saturday, 13 June 2026

Gross Time: 2:41.10 MileRate: 1:55.70 LeadTime: 45.30s First Qtr: 31.50s Second Qtr: 30.50s Third Qtr: 26.90s Fourth Qtr: 26.90s

DATA TABLE: 800 / 400 Posi's are position from leader and (how wide the horse was at that position)

No	Horse	Plc	Mar	800 Posi	400 Posi	Time	3rd Qtr	4th Qt
3	APOLLOSTORM	1	0.0m	0.0m (0)	0.0m (0)	2:41.10	26.90s	26.90s
2	GOOD DAY	2	21.8m	9.0m (0)	17.1m (0)	2:42.65	27.44s	27.31s
6	ROCKNROLL WISH	3	23.2m	20.4m (1)	23.8m (2)	2:42.74	27.13s	26.95s
1	OUR BELLA LUCIA	4	25.2m	4.5m (0)	12.0m (0)	2:42.89	27.40s	27.89s
7	KISS ME MINI	5	30.8m	24.8m (1)	26.9m (0)	2:43.28	27.04s	27.28s
4	MUSELET	6	33.6m	13.9m (0)	22.4m (0)	2:43.48	27.47s	27.78s
5	THE GOLDEN HOOK	7	43.6m	14.6m (1)	21.5m (1)	2:44.19	27.36s	28.55s

Finish Position and metres gained

First Arrow shows distance gain/loss from 2nd Qtr to 3rd Qtr, Second Arrow shows distance gain/loss from 3rd Qtr to Finish. Blue arrow indicates best gain in these quarters.

