

# Melton Race 1 Distance 2240m


Friday, 12 June 2026

Gross Time: 2:43.70 MileRate: 1:57.60 LeadTime: 46.20s First Qtr: 31.30s Second Qtr: 30.80s Third Qtr: 27.30s Fourth Qtr: 28.10s

DATA TABLE: 800 / 400 Posi's are position from leader and (how wide the horse was at that position)

NoHorse	Plc	Mar	800 Posi	400 Posi	Time	3rd Qtr	4th Qt
3 SECRET SERVICE AGENT	1	0.0m	0.0m (0)	0.0m (0)	2:43.70	27.30s	28.10s
2 TALKBABYTALK	2	7.5m	0.5m (1)	1.4m (1)	2:44.25	27.36s	28.56s
1 TALISKER SKIPPER	3	8.1m	4.1m (0)	6.8m (0)	2:44.30	27.49s	28.23s
7 ASMILEANDAWINX	4	12.0m	15.0m (1)	7.7m (1)	2:44.59	26.81s	28.46s
8 SPRINGFIELD RIVER	5	12.2m	9.1m (0)	11.6m (0)	2:44.60	27.48s	28.20s
5 SKIPPYS DELIGHT	6	16.8m	14.0m (0)	14.5m (1)	2:44.94	27.35s	28.34s
4 IM DUSTEE	7	20.1m	17.9m (2)	14.4m (2)	2:45.18	27.08s	28.59s
9 JILLIBY KYMY LOU	8	23.2m	5.7m (1)	5.7m (2)	2:45.41	27.31s	29.42s
10 RAKAROMPA	9	24.7m	10.9m (1)	10.2m (2)	2:45.52	27.27s	29.22s
6 ALWAYS A SHOWGIRL	10	41.2m	18.9m (0)	27.6m (0)	2:46.74	27.92s	29.24s

## Finish Position and metres gained



800

Visual positions in race at 2nd Quarter



400

Visual positions in race at 3rd Quarter



# Melton Race 2 Distance 2240m

Friday, 12 June 2026

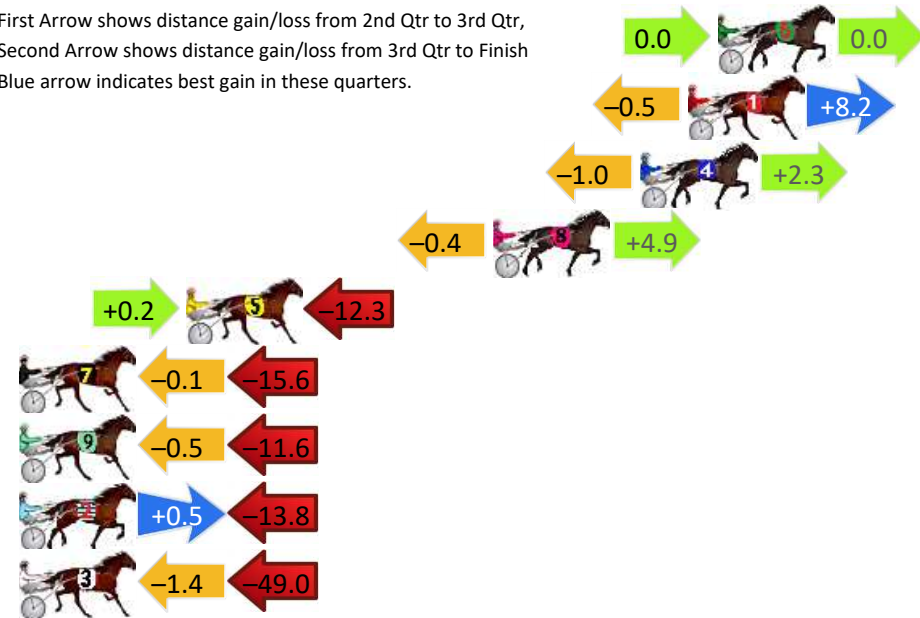
Gross Time: 2:50.60 MileRate: 2:02.60 LeadTime: 47.30s First Qtr: 32.90s Second Qtr: 30.70s Third Qtr: 29.90s Fourth Qtr: 29.80s

DATA TABLE: 800 / 400 Posi's are position from leader and (how wide the horse was at that position)

No	Horse	Plc	Mar	800 Posi	400 Posi	Time	3rd Qtr	4th Qt
6	BROTHER MOUNTAIN	1	0.0m	0.0m (0)	0.0m (0)	2:50.60	29.90s	29.80s
1	MISTER DEVEREAUX	2	1.2m	8.9m (0)	9.4m (0)	2:50.69	29.94s	29.19s
4	SPIRITED GIGI	3	3.1m	4.4m (0)	5.4m (0)	2:50.84	29.97s	29.64s
8	TRUSCOTTS ELEGANCE	4	9.0m	13.5m (0)	13.9m (0)	2:51.30	29.93s	29.47s
5	MISS HOLLY RED	5	21.3m	9.2m (1)	9.0m (2)	2:52.26	29.88s	30.80s
7	ISLAND FRANKIE	6	29.1m	13.4m (1)	13.5m (2)	2:52.87	29.91s	31.07s
9	HEIR JAURDON	7	29.5m	17.4m (1)	17.9m (2)	2:52.90	29.93s	30.78s
2	BIG RAIN	8	33.0m	19.7m (0)	19.2m (1)	2:53.18	29.87s	30.95s
3	NORTHERN TRUSCOTT	9	55.3m	4.9m (1)	6.3m (1)	2:54.92	30.00s	33.65s

## Finish Position and metres gained

First Arrow shows distance gain/loss from 2nd Qtr to 3rd Qtr, Second Arrow shows distance gain/loss from 3rd Qtr to Finish  
Blue arrow indicates best gain in these quarters.



800

Visual positions in race at 2nd Quarter



400

Visual positions in race at 3rd Quarter



# Melton Race 3 Distance 2240m


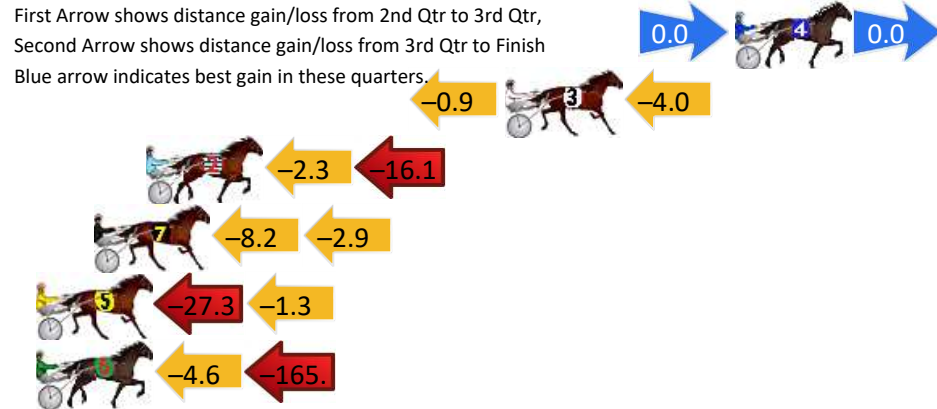
Friday, 12 June 2026

Gross Time: 2:47.20 MileRate: 2:00.10 LeadTime: 47.20s First Qtr: 31.80s Second Qtr: 30.50s Third Qtr: 28.40s Fourth Qtr: 29.30s

DATA TABLE: 800 / 400 Posi's are position from leader and (how wide the horse was at that position)

NoHorse	Plc	Mar	800 Posi	400 Posi	Time	3rd Qtr	4th Qt
4 NAKEDTRUTH	1	0.0m	0.0m (0)	0.0m (0)	2:47.20	28.40s	29.30s
3 QUEEN KIZEN	2	9.2m	4.3m (0)	5.2m (0)	2:47.91	28.47s	29.64s
2 BUSLIN BRODY	3	23.6m	5.2m (1)	7.5m (1)	2:49.01	28.57s	30.58s
7 RYMES	4	25.7m	14.6m (0)	22.8m (1)	2:49.17	29.01s	29.64s
5 PARIS JAMILLA	5	37.1m	8.5m (0)	35.8m (0)	2:50.05	30.37s	29.58s
6 COLTRANE	6	180.3m	10.3m (1)	14.9m (0)	3:01.05	28.74s	42.08s

## Finish Position and metres gained



# Melton Race 4 Distance 1720m

Friday, 12 June 2026

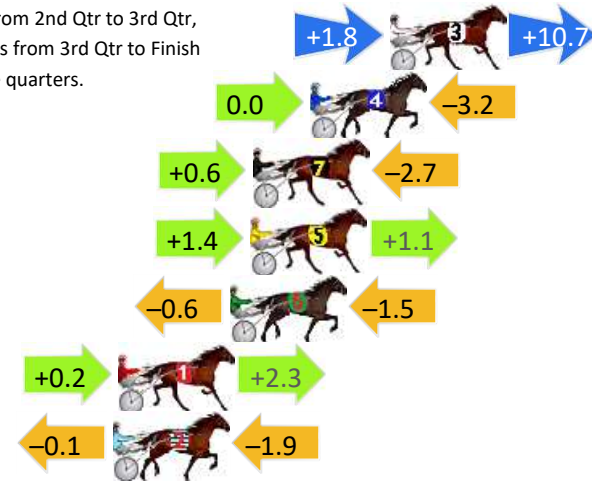
Gross Time: 2:02.40 MileRate: 1:54.50 LeadTime: 7.10s First Qtr: 29.20s Second Qtr: 29.90s Third Qtr: 28.00s Fourth Qtr: 28.20s

DATA TABLE: 800 / 400 Posi's are position from leader and (how wide the horse was at that position)

No	Horse	Plc	Mar	800 Posi	400 Posi	Time	3rd Qtr	4th Qt
3	SWEET IRISH LOCH	1	0.0m	12.5m (1)	10.7m (1)	2:02.40	27.88s	27.45s
4	LEAVEMEOUT	2	3.2m	0.0m (0)	0.0m (0)	2:02.64	28.00s	28.44s
7	STARZZZ DESTINY	3	5.5m	3.4m (1)	2.8m (1)	2:02.81	27.96s	28.41s
5	OUR ULTIMATE GRACY	4	5.6m	8.1m (1)	6.7m (1)	2:02.81	27.90s	28.15s
6	FEARLESS WRITER	5	6.4m	4.3m (0)	4.9m (0)	2:02.87	28.04s	28.33s
1	YA BOTTOM DOLLAR	6	10.9m	13.4m (0)	13.2m (0)	2:03.21	27.99s	28.09s
2	ANOTHER WOODS	7	11.1m	9.1m (0)	9.2m (0)	2:03.22	28.01s	28.38s

## Finish Position and metres gained

First Arrow shows distance gain/loss from 2nd Qtr to 3rd Qtr, Second Arrow shows distance gain/loss from 3rd Qtr to Finish  
Blue arrow indicates best gain in these quarters.



800

Visual positions in race at 2nd Quarter



400

Visual positions in race at 3rd Quarter



# Melton Race 5 Distance 1720m

Friday, 12 June 2026

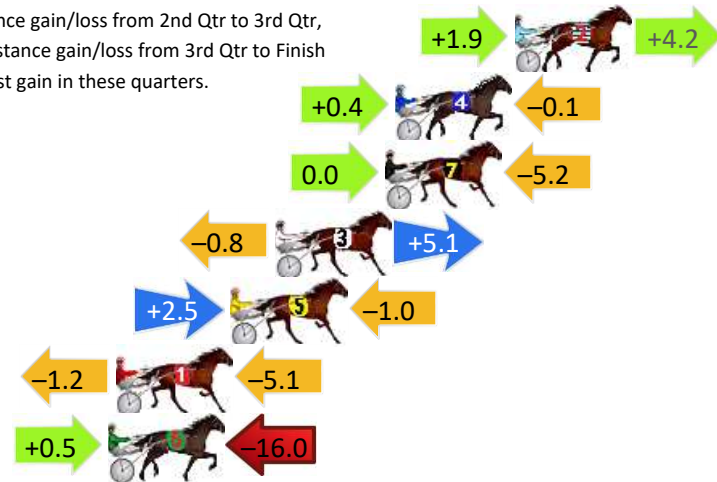
Gross Time: 2:02.20 MileRate: 1:54.30 LeadTime: 7.40s First Qtr: 29.40s Second Qtr: 29.00s Third Qtr: 28.30s Fourth Qtr: 28.10s

DATA TABLE: 800 / 400 Posi's are position from leader and (how wide the horse was at that position)

No	Horse	Plc	Mar	800 Posi	400 Posi	Time	3rd Qtr	4th Qt
2	TACTICALLY PERFECT	1	0.0m	6.1m (1)	4.2m (1)	2:02.20	28.17s	27.80s
4	MATRIARCH DAISY	2	4.8m	5.1m (0)	4.7m (0)	2:02.55	28.27s	28.12s
7	TAPPY	3	5.2m	0.0m (0)	0.0m (0)	2:02.58	28.30s	28.48s
3	COLOSIMO	4	9.6m	13.9m (0)	14.7m (1)	2:02.91	28.35s	27.78s
5	HILTONS SPIRIT	5	11.4m	12.9m (1)	10.4m (1)	2:03.04	28.12s	28.21s
1	SHIFFRIN	6	16.0m	9.7m (0)	10.9m (0)	2:03.38	28.38s	28.52s
6	JUST INCREDIBLE	7	16.3m	0.8m (1)	0.3m (1)	2:03.40	28.26s	29.29s

## Finish Position and metres gained

First Arrow shows distance gain/loss from 2nd Qtr to 3rd Qtr,  
Second Arrow shows distance gain/loss from 3rd Qtr to Finish  
Blue arrow indicates best gain in these quarters.



800

Visual positions in race at 2nd Quarter



400

Visual positions in race at 3rd Quarter



# Melton Race 6 Distance 1720m

Friday, 12 June 2026

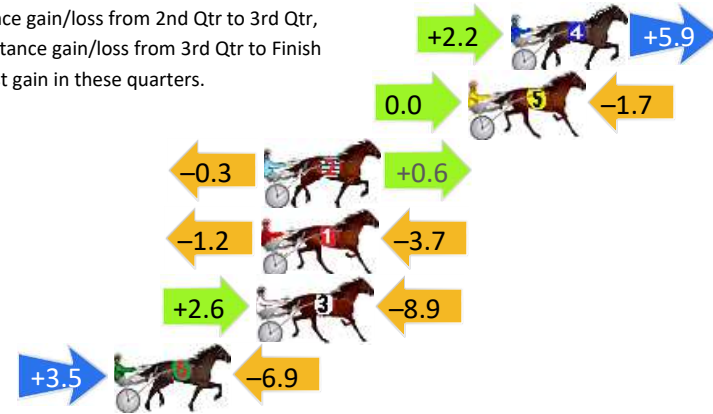
Gross Time: 2:05.50 MileRate: 1:57.40 LeadTime: 7.70s First Qtr: 29.20s Second Qtr: 29.40s Third Qtr: 29.20s Fourth Qtr: 30.00s

DATA TABLE: 800 / 400 Posi's are position from leader and (how wide the horse was at that position)

NoHorse	Plc	Mar	800 Posi	400 Posi	Time	3rd Qtr	4th Qt
4 SAMMY HALLER	1	0.0m	8.1m (1)	5.9m (1)	2:05.50	29.05s	29.56s
5 KENNYS SON	2	1.7m	0.0m (0)	0.0m (0)	2:05.63	29.20s	30.13s
2 VOLSTEADSDelight	3	9.9m	10.2m (0)	10.5m (0)	2:06.28	29.23s	30.01s
1 SPANISH RIZARDO	4	10.0m	5.1m (0)	6.3m (0)	2:06.29	29.29s	30.33s
3 LITTLE MISS VALLEY	5	10.2m	3.9m (1)	1.3m (1)	2:06.30	29.01s	30.70s
6 DEEJAY DEX	6	15.9m	12.5m (1)	9.0m (2)	2:06.75	28.96s	30.59s

## Finish Position and metres gained

First Arrow shows distance gain/loss from 2nd Qtr to 3rd Qtr,  
Second Arrow shows distance gain/loss from 3rd Qtr to Finish  
Blue arrow indicates best gain in these quarters.



8  
0  
0

Visual positions in race at 2nd Quarter



4  
0  
0

Visual positions in race at 3rd Quarter



# Melton Race 7 Distance 2240m

Friday, 12 June 2026

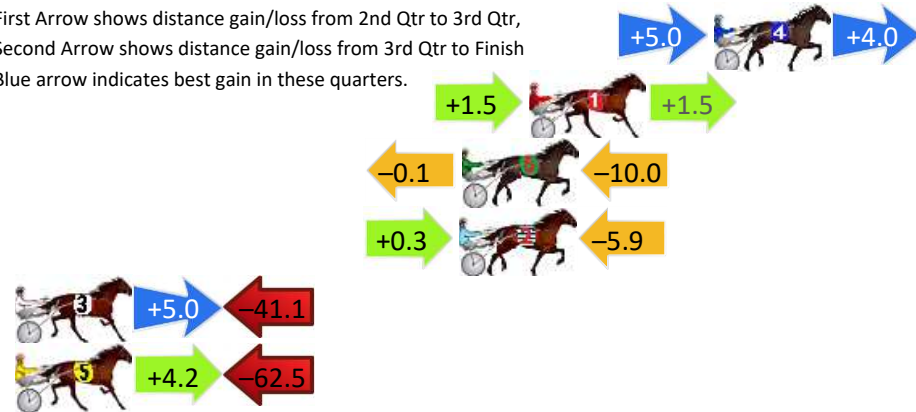
Gross Time: 2:49.00 MileRate: 2:01.40 LeadTime: 46.90s First Qtr: 32.10s Second Qtr: 30.10s Third Qtr: 29.70s Fourth Qtr: 30.20s

DATA TABLE: 800 / 400 Posi's are position from leader and (how wide the horse was at that position)

NoHorse	Plc	Mar	800 Posi	400 Posi	Time	3rd Qtr	4th Qt
4 MANDA KYVALLEY	1	0.0m	9.0m (1)	4.0m (1)	2:49.00	29.33s	29.90s
1 STEADY DREAM	2	7.4m	10.4m (0)	8.9m (0)	2:49.59	29.59s	30.12s
6 ABBIE	3	10.1m	0.0m (0)	0.1m (0)	2:49.80	29.70s	31.00s
2 FLYIN TIME	4	10.2m	4.6m (0)	4.3m (0)	2:49.81	29.68s	30.68s
3 MAJESTIC CHARMA	5	41.1m	5.0m (1)	0.0m (1)	2:52.25	29.33s	33.45s
5 TIPPLE TIME	6	72.7m	14.4m (1)	10.2m (1)	2:54.75	29.39s	35.19s

## Finish Position and metres gained

First Arrow shows distance gain/loss from 2nd Qtr to 3rd Qtr, Second Arrow shows distance gain/loss from 3rd Qtr to Finish  
Blue arrow indicates best gain in these quarters.



800

Visual positions in race at 2nd Quarter



400

Visual positions in race at 3rd Quarter

