

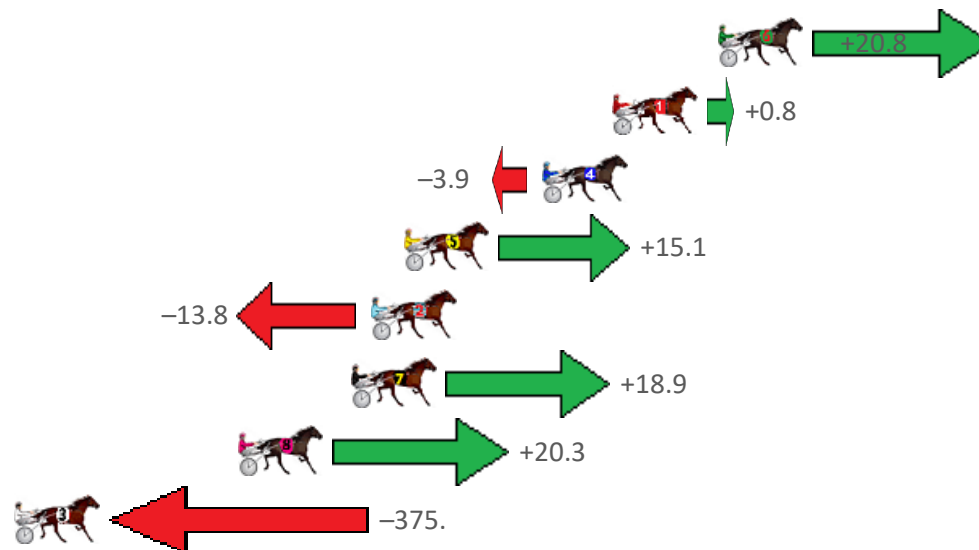
Melton Race 1 Distance 1200m

Friday, 12 January 2024

Gross Time: 1:26.10 MileRate: 1:55.45 LeadTime: 0.00s First Qtr: 0.00s Second Qtr: 27.20s Third Qtr: 30.60s Fourth Qtr: 28.40s

NoHorse	Plc	Mar	800 Posi	400 Posi	Time	3rd Qtr	4th Qtr
6 JACKIERABBIT	1	0.0m	20.8m (1)	2.2m (2)	1:26.05	29.36s	28.19s
1 SWEETSAZZYMYLAZZ	2	4.2m	5.0m (0)	4.1m (0)	1:26.37	30.56s	28.37s
4 DIAMONDSNBLUE	3	7.0m	3.1m (1)	1.3m (1)	1:26.57	30.49s	28.77s
5 IMA CHARMA	4	12.5m	27.6m (1)	8.6m (0)	1:26.98	29.36s	28.65s
2 CRAFTY OLD FOX	5	13.8m	0.0m (0)	0.0m (0)	1:27.08	30.60s	29.38s
7 GAUCI	6	14.6m	33.5m (1)	6.7m (2)	1:27.14	28.83s	28.95s
8 BLISSFULL LILLY	7	19.1m	39.4m (1)	13.2m (1)	1:27.48	28.90s	28.81s
3 HEY GOYOUGOODTH	8	406.9m	31.7m (0)	270.0m (0)	1:56.39	48.26s	38.89s

Finish Position and metres gained from 800m



PJ Harness Analyser
Sectional Analysis Software – Not just a formguide!

www.facebook.com/PJHarnessRacing



RISE Digital, Harness Racing Australia nor the provider accepts any responsibility for the completeness or accuracy of any of the information contained herein, and makes no representations about its suitability for any particular purpose. Users should make their own judgements about those matters and/or seek independent advice. You assume all risks associated with use of data provided on this page

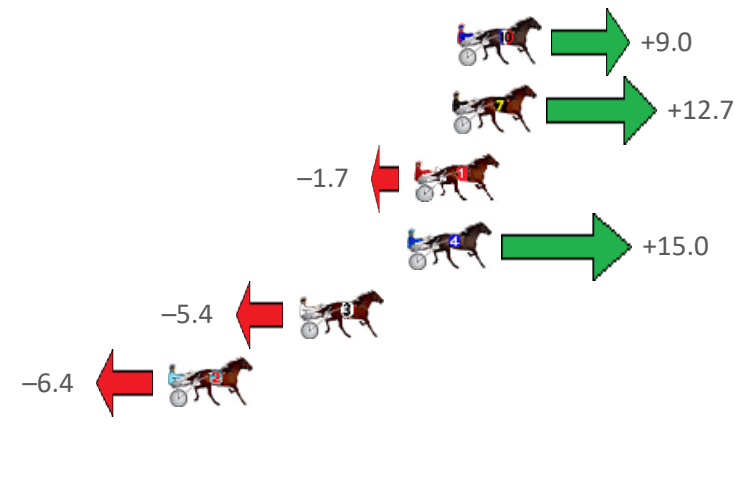
Melton Race 2 Distance 2240m

Friday, 12 January 2024

Gross Time: 2:46.40 MileRate: 1:59.50 LeadTime: 46.10s First Qtr: 31.80s Second Qtr: 29.90s Third Qtr: 29.00s Fourth Qtr: 29.60s

NoHorse	Plc	Mar	800 Posi	400 Posi	Time	3rd Qtr	4th Qtr
10 IMAWINGATE	1	0.0m	9.0m (1)	10.5m (1)	2:46.39	29.12s	28.82s
7 ALASTAIR LAVROS	2	0.2m	12.9m (1)	15.1m (1)	2:46.40	29.17s	28.50s
1 MY ULTIMATE ROME	3	1.7m	0.0m (0)	0.0m (0)	2:46.52	29.00s	29.72s
4 IM THE MIGHTYGRA	4	2.0m	17.0m (1)	12.3m (1)	2:46.54	28.67s	28.84s
3 SNAZOLA	5	6.3m	0.9m (1)	2.3m (1)	2:46.86	29.10s	29.89s
2 BEATBOXER	6	11.5m	5.1m (1)	8.2m (1)	2:47.25	29.23s	29.85s
6 OSCAR BRAVO	7	27.0m	21.2m (1)	31.5m (1)	2:48.40	29.77s	29.30s

Finish Position and metres gained from 800m



PJ Harness Analyser

Sectional Analysis Software – Not just a formguide!

www.facebook.com/PJHarnessRacing



RISE Digital, Harness Racing Australia nor the provider accepts any responsibility for the completeness or accuracy of any of the information contained herein, and makes no representations about its suitability for any particular purpose. Users should make their own judgements about those matters and/or seek independent advice. You assume all risks associated with use of data provided on this page

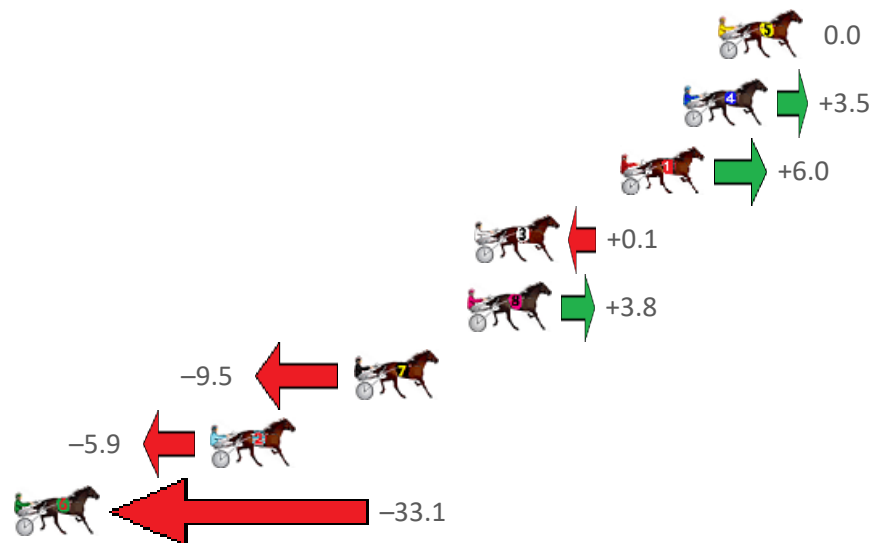
Melton Race 3 Distance 1200m

Friday, 12 January 2024

Gross Time: 1:25.60 MileRate: 1:54.80 LeadTime: 0.00s First Qtr: 0.00s Second Qtr: 27.30s Third Qtr: 29.60s Fourth Qtr: 28.80s

NoHorse	Plc	Mar	800 Posi	400 Posi	Time	3rd Qtr	4th Qtr
5 TYABB WONDER	1	0.0m	0.0m (0)	0.0m (0)	1:25.65	29.60s	28.85s
4 OUR ARABELLA	2	1.4m	4.9m (0)	4.1m (0)	1:25.75	29.57s	28.65s
1 SPUN SILVER	3	3.9m	9.9m (0)	8.3m (0)	1:25.94	29.53s	28.54s
3 FRIENDS	4	9.7m	9.8m (1)	9.2m (2)	1:26.37	29.60s	28.91s
8 HOME AND DRY	5	10.0m	13.8m (1)	5.0m (2)	1:26.39	29.03s	29.23s
7 IM EUGENE	6	14.5m	5.0m (1)	4.5m (1)	1:26.72	29.59s	29.59s
2 KIMCHI	7	20.2m	14.3m (0)	13.3m (2)	1:27.15	29.59s	29.39s
6 STORMBOY STAR	8	52.0m	18.9m (1)	18.3m (1)	1:29.52	29.64s	31.39s

Finish Position and metres gained from 800m



PJ Harness Analyser

Sectional Analysis Software – Not just a formguide!

www.facebook.com/PJHarnessRacing



RISE Digital, Harness Racing Australia nor the provider accepts any responsibility for the completeness or accuracy of any of the information contained herein, and makes no representations about its suitability for any particular purpose. Users should make their own judgements about those matters and/or seek independent advice. You assume all risks associated with use of data provided on this page

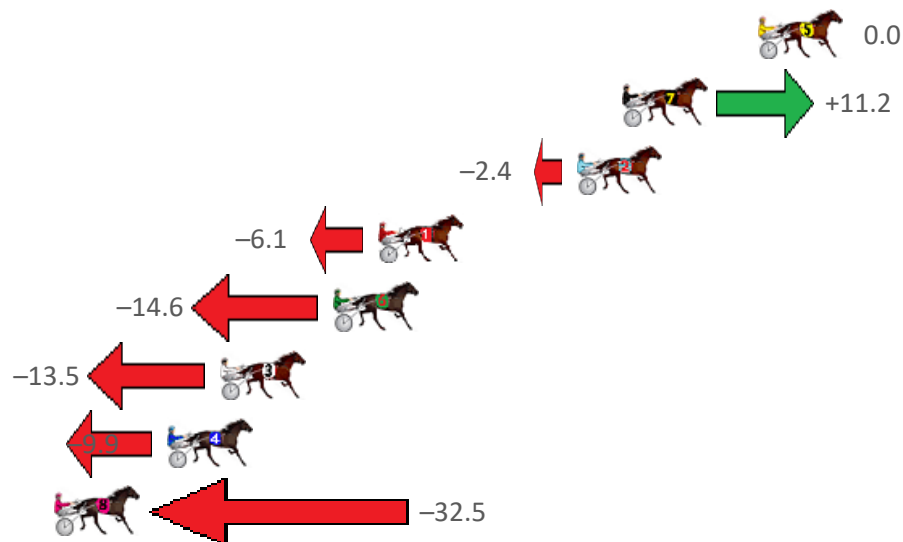
Melton Race 4 Distance 1720m

Friday, 12 January 2024

Gross Time: 2:04.70 MileRate: 1:56.70 LeadTime: 7.20s First Qtr: 30.60s Second Qtr: 30.20s Third Qtr: 28.70s Fourth Qtr: 28.00s

NoHorse	Plc	Mar	800 Posi	400 Posi	Time	3rd Qtr	4th Qtr
5 AMERICAN HAMME	1	0.0m	0.0m (0)	0.0m (0)	2:04.74	28.70s	28.04s
7 CLARENDEN EXPRES	2	5.4m	16.6m (1)	10.7m (2)	2:05.14	28.27s	27.69s
2 WATCH IT HAPPEN	3	7.2m	4.8m (0)	5.1m (0)	2:05.27	28.72s	28.21s
1 RARIFIED MAN	4	15.1m	9.0m (0)	8.9m (0)	2:05.87	28.69s	28.54s
6 MOOPS	5	16.9m	2.3m (1)	2.2m (1)	2:06.00	28.69s	29.14s
3 YURUGA LASS	6	21.4m	7.9m (1)	7.5m (1)	2:06.34	28.66s	29.11s
4 I WANT IT ALL	7	23.5m	13.6m (0)	13.6m (0)	2:06.49	28.69s	28.83s
8 KIDD ALTRO	8	44.6m	12.1m (1)	18.8m (1)	2:08.07	29.16s	30.04s

Finish Position and metres gained from 800m



PJ Harness Analyser

Sectional Analysis Software – Not just a formguide!

www.facebook.com/PJHarnessRacing



RISE Digital, Harness Racing Australia nor the provider accepts any responsibility for the completeness or accuracy of any of the information contained herein, and makes no representations about its suitability for any particular purpose. Users should make their own judgements about those matters and/or seek independent advice. You assume all risks associated with use of data provided on this page


Melton Race 5 Distance 2240m

Friday, 12 January 2024

Gross Time: 2:42.80 MileRate: 1:57.00 LeadTime: 44.70s First Qtr: 31.80s Second Qtr: 29.10s Third Qtr: 28.50s Fourth Qtr: 28.70s

NoHorse	Plc	Mar	800 Posi	400 Posi	Time	3rd Qtr	4th Qtr
5 RAKAJED	1	0.0m	0.0m (0)	0.0m (0)	2:42.80	28.50s	28.70s
3 RUBY WINGATE	2	7.2m	4.2m (0)	4.2m (0)	2:43.34	28.50s	28.94s
11 HY FILANTE	3	13.9m	2.4m (1)	2.4m (1)	2:43.84	28.50s	29.57s
6 SHE REALLY MATTER	4	14.9m	15.5m (1)	9.3m (2)	2:43.92	28.07s	29.16s
4 JACKSBOY	5	18.9m	18.8m (0)	14.0m (1)	2:44.21	28.17s	29.11s
12 YANKEE BOOT FLAT	6	18.9m	20.7m (1)	9.7m (3)	2:44.22	27.73s	29.43s
8 BREATHE EASY	7	25.7m	10.8m (1)	5.6m (2)	2:44.72	28.13s	30.23s
9 AVEIRO	8	30.3m	14.1m (0)	15.1m (0)	2:45.06	28.57s	29.89s
2 BLAZIN HEAVEN	9	30.6m	6.6m (1)	7.0m (1)	2:45.09	28.53s	30.49s
7 SWEET REVENGE	10	33.2m	24.9m (1)	14.4m (2)	2:45.28	27.76s	30.16s
1 JILLIBY RIPPA	11	33.8m	8.5m (0)	9.4m (0)	2:45.32	28.57s	30.55s
10 SHALLOW BEACH	12	41.3m	24.9m (0)	25.7m (0)	2:45.88	28.57s	29.95s

Finish Position and metres gained from 800m



PJ Harness Analyser

Sectional Analysis Software – Not just a formguide!

www.facebook.com/PJHarnessRacing



RISE Digital, Harness Racing Australia nor the provider accepts any responsibility for the completeness or accuracy of any of the information contained herein, and makes no representations about its suitability for any particular purpose. Users should make their own judgements about those matters and/or seek independent advice. You assume all risks associated with use of data provided on this page

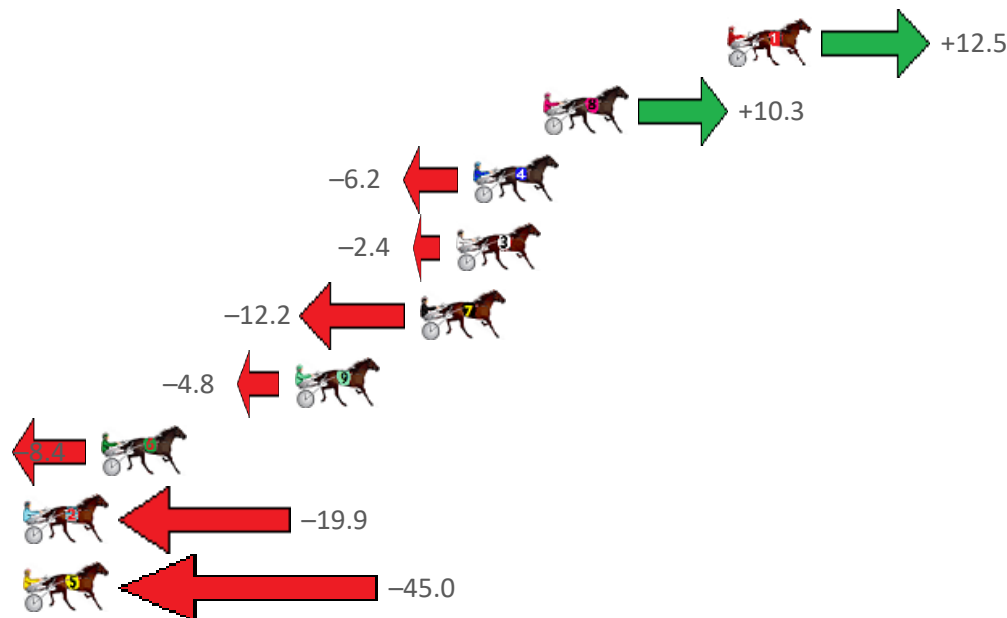
Melton Race 6 Distance 2240m

Friday, 12 January 2024

Gross Time: 2:42.70 MileRate: 1:56.90 LeadTime: 45.10s First Qtr: 30.90s Second Qtr: 29.30s Third Qtr: 28.10s Fourth Qtr: 29.30s

NoHorse	Plc	Mar	800 Posi	400 Posi	Time	3rd Qtr	4th Qtr
1 MITZI SAID	1	0.0m	12.5m (0)	11.6m (1)	2:42.70	28.06s	28.47s
8 MAJALINER	2	7.3m	17.6m (0)	16.3m (0)	2:43.24	28.03s	28.68s
4 FLASH JIMMY	3	10.1m	3.9m (0)	4.5m (0)	2:43.46	28.15s	29.74s
3 POPCORNFRIDAY	4	10.8m	8.4m (0)	8.4m (0)	2:43.50	28.11s	29.50s
7 BETTER DAY	5	12.2m	0.0m (0)	0.0m (0)	2:43.61	28.10s	30.21s
9 ANGUS INDIANA	6	17.2m	12.4m (1)	13.9m (3)	2:43.98	28.23s	29.59s
6 GWYNETH P	7	24.9m	16.5m (1)	13.9m (4)	2:44.55	27.94s	30.16s
2 AUSSIEPRIDE	8	28.2m	8.3m (1)	2.8m (1)	2:44.80	27.72s	31.20s
5 HES OLLY	9	48.8m	3.8m (1)	13.4m (2)	2:46.34	28.79s	31.99s

Finish Position and metres gained from 800m



PJ Harness Analyser

Sectional Analysis Software - Not just a formguide!

www.facebook.com/PJHarnessRacing



RISE Digital, Harness Racing Australia nor the provider accepts any responsibility for the completeness or accuracy of any of the information contained herein, and makes no representations about its suitability for any particular purpose. Users should make their own judgements about those matters and/or seek independent advice. You assume all risks associated with use of data provided on this page

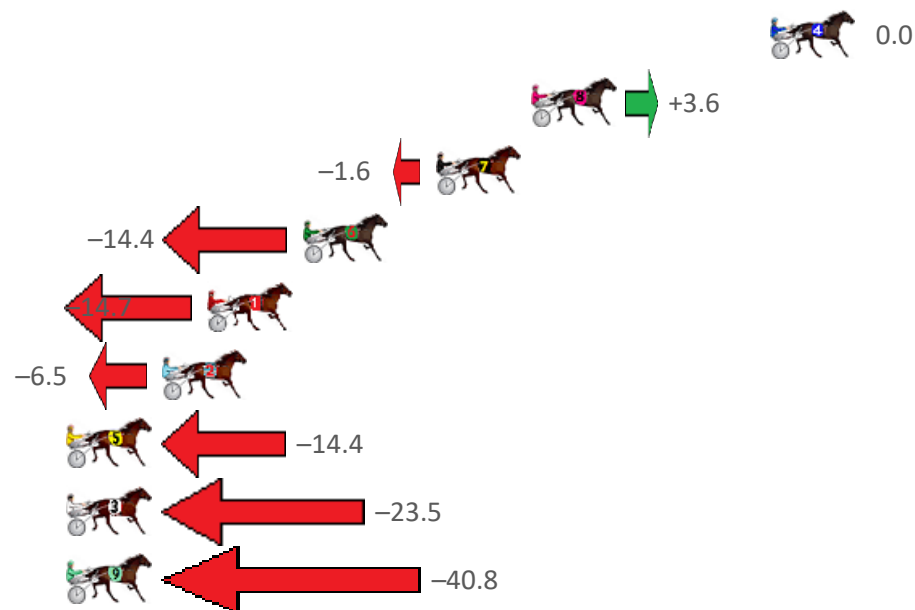
Melton Race 7 Distance 1720m

Friday, 12 January 2024

Gross Time: 2:05.50 MileRate: 1:57.40 LeadTime: 7.30s First Qtr: 29.60s Second Qtr: 31.50s Third Qtr: 28.80s Fourth Qtr: 28.30s

NoHorse	Plc	Mar	800 Posi	400 Posi	Time	3rd Qtr	4th Qtr
4 ROYAL DAN	1	0.0m	0.0m (0)	0.0m (0)	2:05.51	28.80s	28.31s
8 RAKERO BLAZE	2	9.5m	13.1m (0)	19.3m (1)	2:06.22	29.23s	27.65s
7 VALERIE LANE	3	13.3m	11.7m (1)	15.0m (1)	2:06.50	29.03s	28.23s
6 IMPERIAL WHIZ	4	18.6m	4.2m (0)	5.2m (0)	2:06.90	28.87s	29.33s
1 BLACK AND GOLD	5	22.4m	7.7m (1)	12.7m (0)	2:07.18	29.15s	29.08s
2 TWIXTEN	6	24.2m	17.7m (0)	24.9m (0)	2:07.32	29.30s	28.35s
5 LATRELL	7	31.3m	16.9m (1)	23.9m (1)	2:07.84	29.29s	28.94s
3 GARSHAWAY	8	32.4m	8.9m (0)	17.9m (0)	2:07.93	29.43s	29.46s
9 SPEEDY LOVER	9	103.2m	62.4m (0)	68.6m (0)	2:13.21	29.20s	31.14s

Finish Position and metres gained from 800m



PJ Harness Analyser

Sectional Analysis Software – Not just a formguide!

www.facebook.com/PJHarnessRacing



RISE Digital, Harness Racing Australia nor the provider accepts any responsibility for the completeness or accuracy of any of the information contained herein, and makes no representations about its suitability for any particular purpose. Users should make their own judgements about those matters and/or seek independent advice. You assume all risks associated with use of data provided on this page

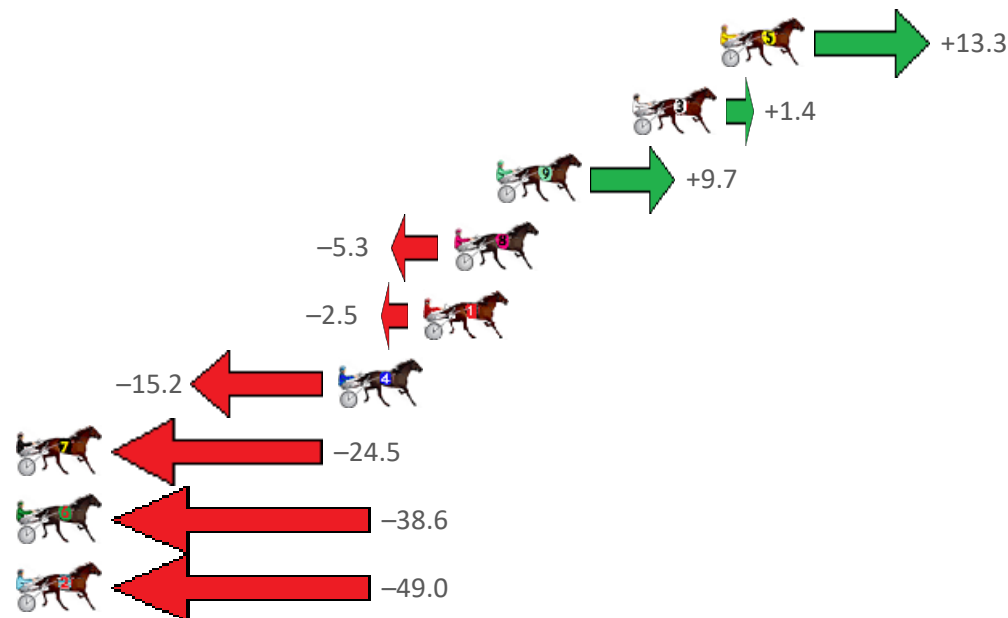
Melton Race 8 Distance 2240m

Friday, 12 January 2024

Gross Time: 2:48.90 MileRate: 2:01.40 LeadTime: 45.00s First Qtr: 31.90s Second Qtr: 31.30s Third Qtr: 30.30s Fourth Qtr: 30.40s

NoHorse	Plc	Mar	800 Posi	400 Posi	Time	3rd Qtr	4th Qtr
5 MY JERRY	1	0.0m	13.3m (0)	13.8m (0)	2:48.94	30.34s	29.40s
3 KYVALLEY ANTHONY	2	3.5m	4.9m (0)	5.3m (0)	2:49.20	30.33s	30.30s
9 MOJITO MADNESS	3	8.9m	18.6m (0)	19.1m (0)	2:49.60	30.34s	29.66s
8 MAORI FRANKLIN	4	10.6m	5.3m (2)	0.9m (1)	2:49.73	29.96s	31.16s
1 KYVALLEY PAINT	5	11.8m	9.3m (0)	10.6m (1)	2:49.82	30.40s	30.52s
4 TE AMO	6	15.2m	0.0m (0)	0.0m (0)	2:50.07	30.30s	31.57s
7 BACARDI CARTA	7	40.0m	15.5m (1)	23.0m (1)	2:51.93	30.87s	31.69s
6 ONE MUSCLE HILL	8	45.2m	6.6m (1)	17.2m (1)	2:52.31	31.10s	32.51s
2 ABITOFADREAMER	9	114.1m	65.1m (0)	75.2m (0)	2:57.45	31.07s	33.28s

Finish Position and metres gained from 800m



PJ Harness Analyser

Sectional Analysis Software - Not just a formguide!

www.facebook.com/PJHarnessRacing



RISE Digital, Harness Racing Australia nor the provider accepts any responsibility for the completeness or accuracy of any of the information contained herein, and makes no representations about its suitability for any particular purpose. Users should make their own judgements about those matters and/or seek independent advice. You assume all risks associated with use of data provided on this page

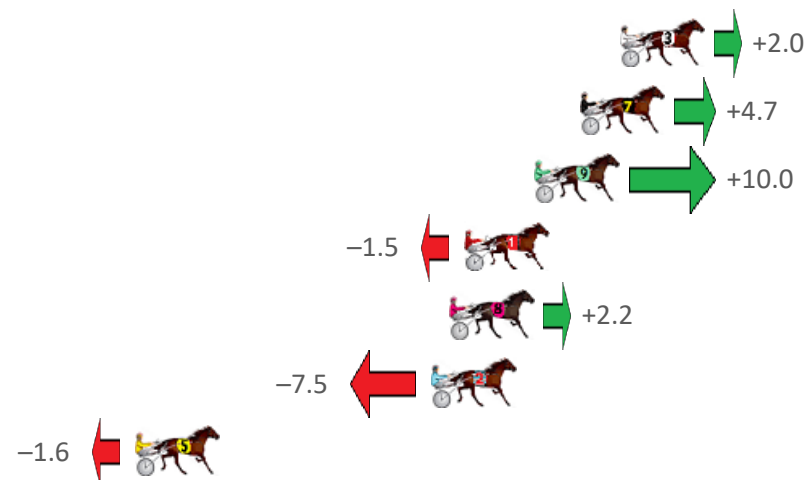
Melton Race 9 Distance 1720m

Friday, 12 January 2024

Gross Time: 2:03.90 MileRate: 1:55.90 LeadTime: 7.10s First Qtr: 29.60s Second Qtr: 30.40s Third Qtr: 28.10s Fourth Qtr: 28.70s

NoHorse	Plc	Mar	800 Posi	400 Posi	Time	3rd Qtr	4th Qtr
3 METEOR MOTH	1	0.0m	2.0m (1)	0.0m (1)	2:03.92	27.96s	28.72s
7 ADMIRALOFTHEFLEE	2	1.6m	6.3m (1)	4.3m (1)	2:04.04	27.96s	28.54s
9 FLYING SPARKS	3	3.4m	13.4m (1)	7.5m (2)	2:04.17	27.69s	28.44s
1 THE PERFECT SWEET	4	6.2m	4.7m (0)	5.2m (0)	2:04.38	28.13s	28.82s
8 ALFNALMA	5	6.8m	9.0m (0)	9.0m (0)	2:04.43	28.10s	28.60s
2 JILLIBY TIDALWAVE	6	7.5m	0.0m (0)	0.9m (0)	2:04.48	28.16s	29.22s
5 PARK LANE	7	19.3m	17.7m (1)	11.7m (2)	2:05.36	27.69s	29.33s

Finish Position and metres gained from 800m







Harness Analyser

Sectional Analysis Software – Not just a formguide!

www.facebook.com/PJHarnessRacing



RISE Digital, Harness Racing Australia nor the provider accepts any responsibility for the completeness or accuracy of any of the information contained herein, and makes no representations about its suitability for any particular purpose. Users should make their own judgements about those matters and/or seek independent advice. You assume all risks associated with use of data provided on this page

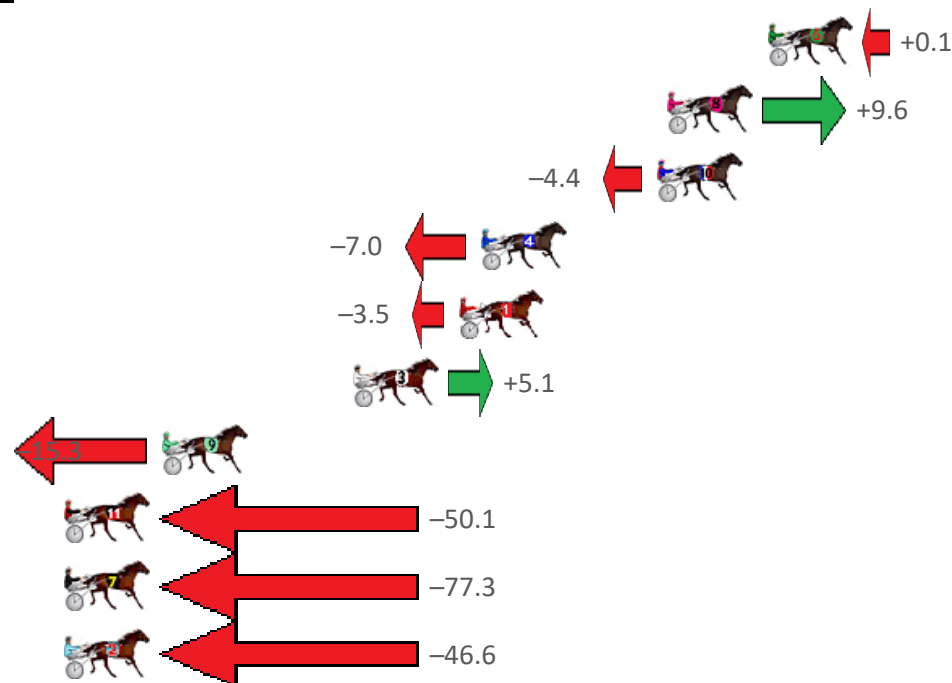
Melton Race 10 Distance 1720m

Friday, 12 January 2024

Gross Time: 2:09.90 MileRate: 2:01.50 LeadTime: 7.40s First Qtr: 29.60s Second Qtr: 32.80s Third Qtr: 30.50s Fourth Qtr: 29.60s

NoHorse	Plc	Mar	800 Posi	400 Posi	Time	3rd Qtr	4th Qtr
6 ALDEBARAN SIMBA	1	0.0m	0.1m (0)	0.0m (0)	2:09.90	30.50s	29.60s
8 NOTHING I WANT	2	4.0m	13.6m (1)	13.7m (2)	2:10.19	30.49s	28.87s
10 JACKOFALLTRADES	3	4.4m	0.0m (1)	0.4m (1)	2:10.22	30.53s	29.89s
4 AETHON	4	11.4m	4.4m (0)	6.7m (0)	2:10.75	30.67s	29.95s
1 BALLIANGUS	5	12.3m	8.8m (0)	10.7m (0)	2:10.81	30.64s	29.71s
3 CHU CHITS	6	16.5m	21.6m (0)	19.1m (1)	2:11.13	30.29s	29.40s
9 TAKEN BY WINE	7	24.1m	8.8m (1)	10.3m (1)	2:11.69	30.60s	30.62s
11 PROSPEROUS	8	54.5m	4.4m (1)	5.7m (1)	2:13.96	30.60s	33.23s
7 TOUCHANDGO	9	94.0m	16.7m (0)	18.8m (0)	2:16.91	30.64s	35.21s
2 THATS DUDLEY	10	115.6m	69.0m (0)	76.3m (0)	2:18.51	30.97s	32.51s

Finish Position and metres gained from 800m



PJ Harness Analyser

Sectional Analysis Software - Not just a formguide!

www.facebook.com/PJHarnessRacing



RISE Digital, Harness Racing Australia nor the provider accepts any responsibility for the completeness or accuracy of any of the information contained herein, and makes no representations about its suitability for any particular purpose. Users should make their own judgements about those matters and/or seek independent advice. You assume all risks associated with use of data provided on this page