

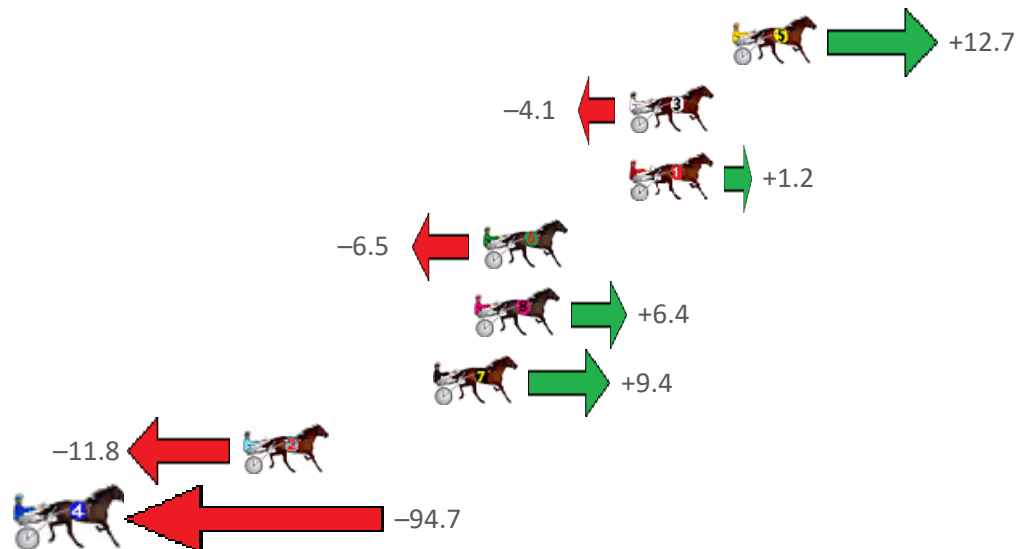
Melton Race 1 Distance 1200m

Wednesday, 11 October 2023

Gross Time: 1:24.70 MileRate: 0:00.00 LeadTime: 0.00s First Qtr: 0.00s Second Qtr: 28.30s Third Qtr: 29.70s Fourth Qtr: 26.80s

NoHorse	Plc	Mar	800 Posi	400 Posi	Time	3rd Qtr	4th Qtr
5 BEACH HOPPER	1	0.0m	12.7m (1)	2.2m (2)	1:24.73	28.95s	26.68s
3 MAJOR ASSASSIN	2	4.1m	0.0m (0)	0.0m (0)	1:25.04	29.70s	27.14s
1 JUDES DUDE	3	4.1m	5.3m (0)	3.9m (0)	1:25.04	29.60s	26.87s
6 SMOOTH TECHY	4	9.9m	3.4m (1)	2.0m (1)	1:25.47	29.60s	27.43s
8 GILTY BY THE BEACH	5	10.2m	16.6m (1)	6.6m (2)	1:25.49	29.00s	27.13s
7 JILLIBY JAY SEA	6	11.9m	21.3m (1)	10.5m (1)	1:25.62	28.94s	26.98s
2 DIEGOS DIAMOND	7	19.4m	7.6m (1)	5.7m (1)	1:26.17	29.56s	27.87s
4 SHARPER MEMORY	8	225.5m	130.8m (0)	149.1m (0)	1:41.55	30.97s	33.18s

Finish Position and metres gained from 800m



PJ Harness Analyser

Sectional Analysis Software – Not just a formguide!

www.facebook.com/PJHarnessRacing



RISE Digital, Harness Racing Australia nor the provider accepts any responsibility for the completeness or accuracy of any of the information contained herein, and makes no representations about its suitability for any particular purpose. Users should make their own judgements about those matters and/or seek independent advice. You assume all risks associated with use of data provided on this page

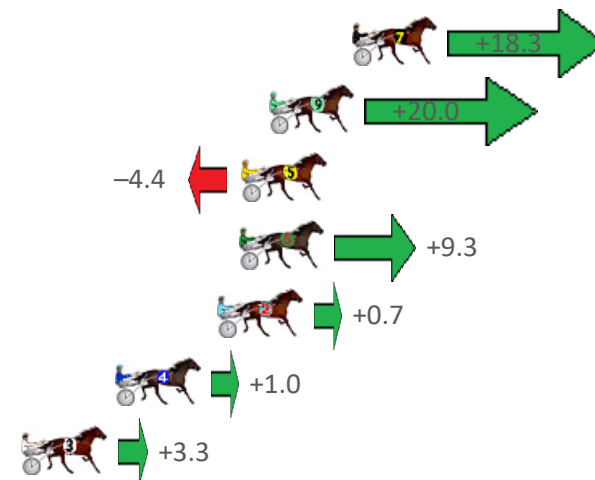
Melton Race 2 Distance 1200m

Wednesday, 11 October 2023

Gross Time: 1:25.40 MileRate: 0:00.00 LeadTime: 0.00s First Qtr: 0.00s Second Qtr: 27.00s Third Qtr: 30.10s Fourth Qtr: 28.40s

NoHorse	Plc	Mar	800 Posi	400 Posi	Time	3rd Qtr	4th Qtr
7 SHEZ ELITE	1	0.0m	18.3m (1)	4.5m (1)	1:25.38	29.20s	28.05s
9 I BETUWANTANO	2	3.3m	23.3m (1)	8.4m (1)	1:25.63	29.14s	28.02s
5 YOURSNMINE	3	4.4m	0.0m (0)	0.0m (0)	1:25.71	30.10s	28.71s
6 OUR TRUE COLOURS	4	4.5m	13.8m (1)	0.4m (1)	1:25.71	29.20s	28.68s
2 SWEET CREATION	5	5.3m	6.0m (0)	4.5m (0)	1:25.78	30.03s	28.45s
4 JOHNNY REDCOAT	6	9.4m	10.4m (0)	8.7m (0)	1:26.08	30.03s	28.45s
3 IM THE MIGHTYGRA	7	13.1m	16.4m (0)	14.1m (1)	1:26.36	30.03s	28.33s
8 WONDERFORCE	8	35.4m	30.8m (1)	16.8m (2)	1:28.02	29.26s	29.80s

Finish Position and metres gained from 800m



PJ Harness Analyser

Sectional Analysis Software – Not just a formguide!

www.facebook.com/PJHarnessRacing



RISE Digital, Harness Racing Australia nor the provider accepts any responsibility for the completeness or accuracy of any of the information contained herein, and makes no representations about its suitability for any particular purpose. Users should make their own judgements about those matters and/or seek independent advice. You assume all risks associated with use of data provided on this page

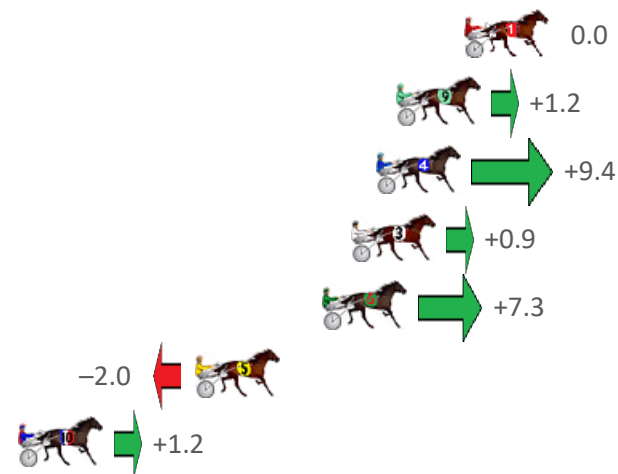
Melton Race 3 Distance 1200m

Wednesday, 11 October 2023

Gross Time: 1:25.50 MileRate: 0:00.00 LeadTime: 0.00s First Qtr: 0.00s Second Qtr: 27.60s Third Qtr: 30.00s Fourth Qtr: 28.00s

NoHorse	Plc	Mar	800 Posi	400 Posi	Time	3rd Qtr	4th Qtr
1 PARIS ABBIE	1	0.0m	0.0m (0)	0.0m (0)	1:25.54	30.00s	28.04s
9 IMPULSIVE GEORGE	2	2.7m	3.9m (1)	2.5m (1)	1:25.74	29.91s	28.06s
4 WRITTEN COURAGE	3	3.5m	12.9m (1)	10.4m (1)	1:25.80	29.87s	27.55s
3 STELLAR QUEEN	4	4.5m	5.4m (0)	5.1m (0)	1:25.87	30.00s	28.00s
6 SHES GOING PLACES	5	5.6m	12.9m (0)	9.3m (0)	1:25.95	29.79s	27.78s
5 UP THE ANTE	6	10.7m	8.7m (1)	6.5m (1)	1:26.33	29.87s	28.36s
10 THE EGG COUNTER	7	17.7m	18.9m (1)	14.9m (0)	1:26.86	29.77s	28.29s

Finish Position and metres gained from 800m



PJ Harness Analyser

Sectional Analysis Software – Not just a formguide!

www.facebook.com/PJHarnessRacing



RISE Digital, Harness Racing Australia nor the provider accepts any responsibility for the completeness or accuracy of any of the information contained herein, and makes no representations about its suitability for any particular purpose. Users should make their own judgements about those matters and/or seek independent advice. You assume all risks associated with use of data provided on this page

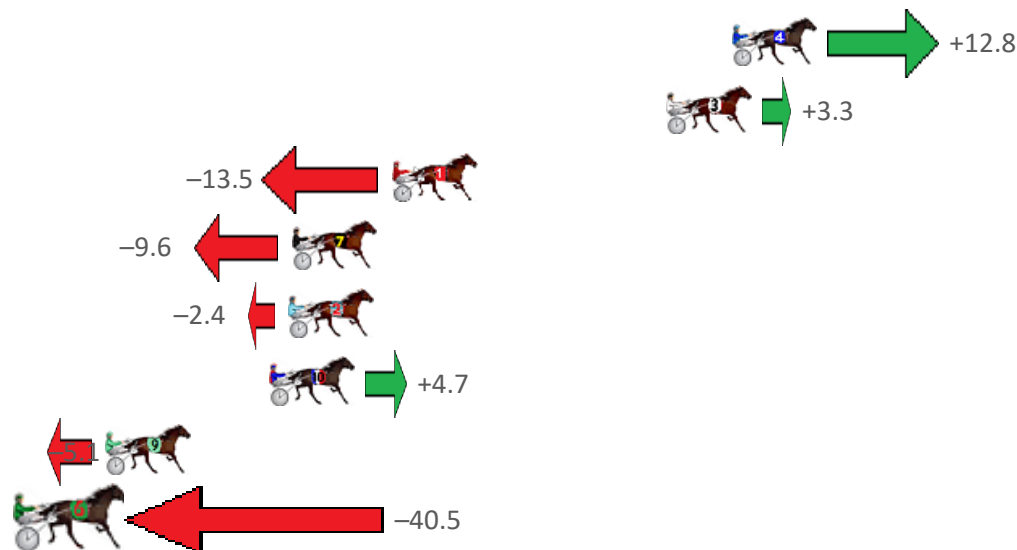
Melton Race 4 Distance 1200m

Wednesday, 11 October 2023

Gross Time: 1:25.10 MileRate: 0:00.00 LeadTime: 0.00s First Qtr: 0.00s Second Qtr: 27.20s Third Qtr: 29.40s Fourth Qtr: 28.70s

NoHorse	Plc	Mar	800 Posi	400 Posi	Time	3rd Qtr	4th Qtr
4 SEE ME NO MORE	1	0.0m	12.8m (1)	0.0m (1)	1:25.11	28.53s	28.71s
3 OUR ARABELLA	2	2.6m	5.9m (0)	4.2m (0)	1:25.30	29.30s	28.60s
1 GO GEORGE GO	3	13.5m	0.0m (0)	0.3m (0)	1:26.12	29.42s	29.70s
7 SPUN SILVER	4	17.5m	7.9m (1)	9.7m (2)	1:26.41	29.56s	29.31s
2 AGGIE MAY	5	17.6m	15.2m (0)	9.2m (0)	1:26.42	29.03s	29.36s
10 EYE SEE AMOUR	6	18.4m	23.1m (2)	5.5m (2)	1:26.48	28.23s	29.68s
9 HOME AND DRY	7	24.9m	19.8m (1)	11.0m (3)	1:26.97	28.86s	29.78s
6 IMA CHARMA	8	43.4m	2.9m (1)	6.4m (1)	1:28.34	29.66s	31.48s

Finish Position and metres gained from 800m



PJ Harness Analyser

Sectional Analysis Software - Not just a formguide!

www.facebook.com/PJHarnessRacing



RISE Digital, Harness Racing Australia nor the provider accepts any responsibility for the completeness or accuracy of any of the information contained herein, and makes no representations about its suitability for any particular purpose. Users should make their own judgements about those matters and/or seek independent advice. You assume all risks associated with use of data provided on this page

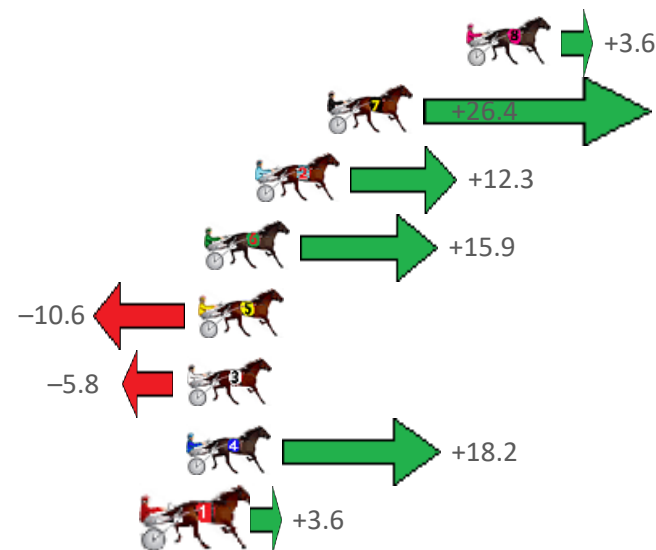
Melton Race 5 Distance 1200m

Wednesday, 11 October 2023

Gross Time: 1:23.90 MileRate: 0:00.00 LeadTime: 0.00s First Qtr: 0.00s Second Qtr: 26.10s Third Qtr: 28.70s Fourth Qtr: 29.20s

NoHorse	Plc	Mar	800 Posi	400 Posi	Time	3rd Qtr	4th Qtr
8 BLOOD MOON	1	0.0m	3.6m (1)	0.9m (1)	1:23.86	28.53s	29.09s
7 JEREMY WELLS	2	5.5m	31.9m (1)	14.3m (1)	1:24.27	27.66s	28.54s
2 TOP GUN TED	3	8.4m	20.7m (0)	7.9m (1)	1:24.49	27.93s	29.22s
6 SASSYOLA	4	10.4m	26.3m (1)	12.0m (2)	1:24.64	27.86s	29.08s
5 EL BOSTON	5	10.6m	0.0m (0)	0.0m (0)	1:24.65	28.70s	29.95s
3 MISTER CHEESE	6	11.1m	5.3m (0)	4.6m (0)	1:24.69	28.69s	29.66s
4 OOH AH LISTAH	7	11.1m	29.3m (0)	12.3m (0)	1:24.69	27.69s	29.10s
1 OUR CHEEKY DEVIL	8	12.4m	16.0m (0)	8.3m (0)	1:24.79	28.26s	29.49s

Finish Position and metres gained from 800m



PJ Harness Analyser

Sectional Analysis Software – Not just a formguide!

www.facebook.com/PJHarnessRacing



RISE Digital, Harness Racing Australia nor the provider accepts any responsibility for the completeness or accuracy of any of the information contained herein, and makes no representations about its suitability for any particular purpose. Users should make their own judgements about those matters and/or seek independent advice. You assume all risks associated with use of data provided on this page

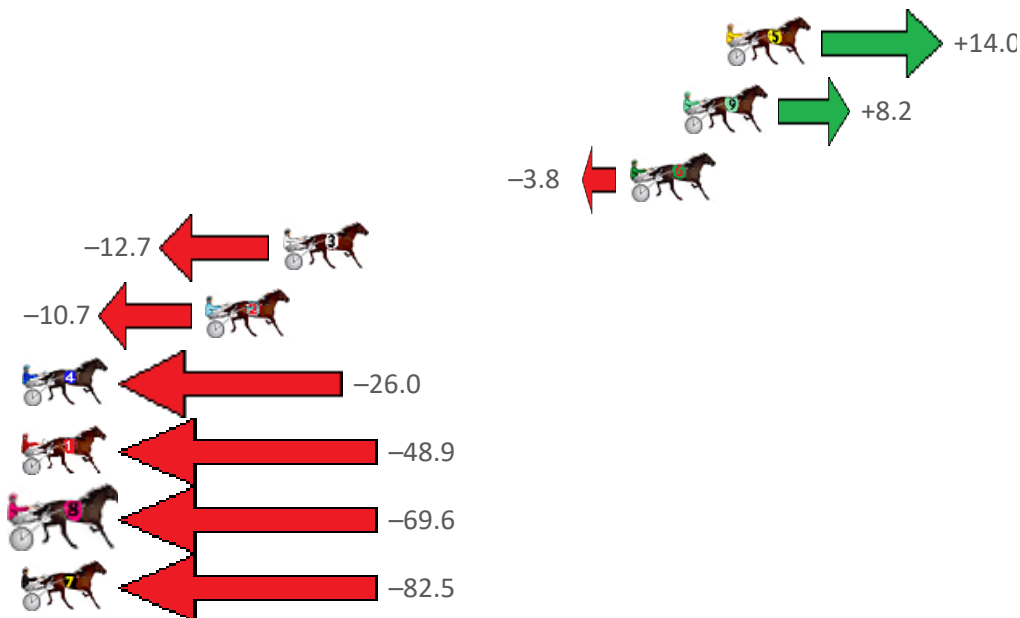
Melton Race 6 Distance 2240m

Wednesday, 11 October 2023

Gross Time: 2:48.80 MileRate: 2:01.30 LeadTime: 49.40s First Qtr: 31.00s Second Qtr: 29.60s Third Qtr: 29.40s Fourth Qtr: 29.40s

NoHorse	Plc	Mar	800 Posi	400 Posi	Time	3rd Qtr	4th Qtr
5 UTOPIA	1	0.0m	14.0m (1)	9.3m (2)	2:48.80	29.05s	28.72s
9 LOVEMETO	2	1.7m	9.9m (1)	4.8m (2)	2:48.93	29.02s	29.18s
6 MADENA SKY	3	3.8m	0.0m (0)	0.0m (0)	2:49.08	29.40s	29.68s
3 BUILDER BOB	4	17.6m	4.9m (0)	4.7m (0)	2:50.12	29.38s	30.38s
2 DOUBLE HELIX	5	20.7m	10.0m (0)	9.1m (1)	2:50.34	29.34s	30.27s
4 ILLAWONG LARAJAY	6	31.4m	5.4m (1)	3.7m (1)	2:51.14	29.27s	31.47s
1 MIELICKI	7	109.5m	60.6m (0)	72.1m (0)	2:56.97	30.24s	32.30s
8 MERCENARY	8	156.2m	86.6m (0)	103.6m (0)	3:00.45	30.64s	33.48s
7 JERICHO TRUMPET	9	185.5m	103.0m (0)	122.7m (0)	3:02.64	30.84s	34.27s

Finish Position and metres gained from 800m







Harness Analyser

Sectional Analysis Software – Not just a formguide!

www.facebook.com/PJHarnessRacing



RISE Digital, Harness Racing Australia nor the provider accepts any responsibility for the completeness or accuracy of any of the information contained herein, and makes no representations about its suitability for any particular purpose. Users should make their own judgements about those matters and/or seek independent advice. You assume all risks associated with use of data provided on this page

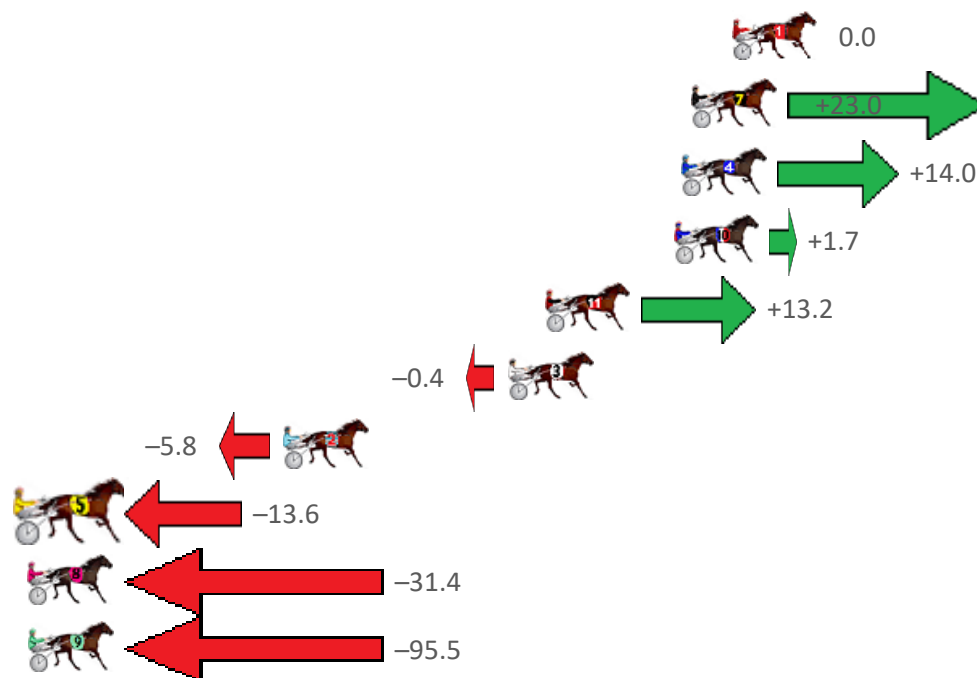
Melton Race 7 Distance 2240m

Wednesday, 11 October 2023

Gross Time: 2:48.90 MileRate: 2:01.40 LeadTime: 46.20s First Qtr: 32.40s Second Qtr: 30.00s Third Qtr: 30.10s Fourth Qtr: 30.20s

NoHorse	Plc	Mar	800 Posi	400 Posi	Time	3rd Qtr	4th Qtr
1 MISTER FINNIGAN	1	0.0m	0.0m (0)	0.0m (0)	2:48.93	30.10s	30.23s
7 LADY LAGERTHA	2	1.6m	24.6m (1)	13.3m (1)	2:49.05	29.26s	29.35s
4 ICANMOTOR	3	2.0m	16.0m (1)	9.7m (2)	2:49.08	29.63s	29.66s
10 GLENS OF TEKOA	4	2.3m	4.0m (1)	4.0m (0)	2:49.10	30.10s	30.10s
11 THEY CALL ME AL	5	7.4m	20.6m (1)	13.5m (3)	2:49.49	29.57s	29.78s
3 MYNAMEISRUBY	6	8.9m	8.5m (1)	8.4m (0)	2:49.59	30.09s	30.26s
2 SNAZOLA	7	17.8m	12.0m (1)	6.1m (1)	2:50.26	29.66s	31.10s
5 BLUE OCEAN	8	31.0m	17.4m (0)	16.8m (0)	2:51.25	30.06s	31.29s
8 LOTAKEVI	9	38.5m	7.1m (0)	12.4m (0)	2:51.80	30.50s	32.17s
9 FEELING ENERJETIC	10	107.6m	12.1m (0)	71.1m (0)	2:56.95	34.53s	32.92s

Finish Position and metres gained from 800m





PJ Harness Analyser

Sectional Analysis Software – Not just a formguide!

www.facebook.com/PJHarnessRacing



RISE Digital, Harness Racing Australia nor the provider accepts any responsibility for the completeness or accuracy of any of the information contained herein, and makes no representations about its suitability for any particular purpose. Users should make their own judgements about those matters and/or seek independent advice. You assume all risks associated with use of data provided on this page

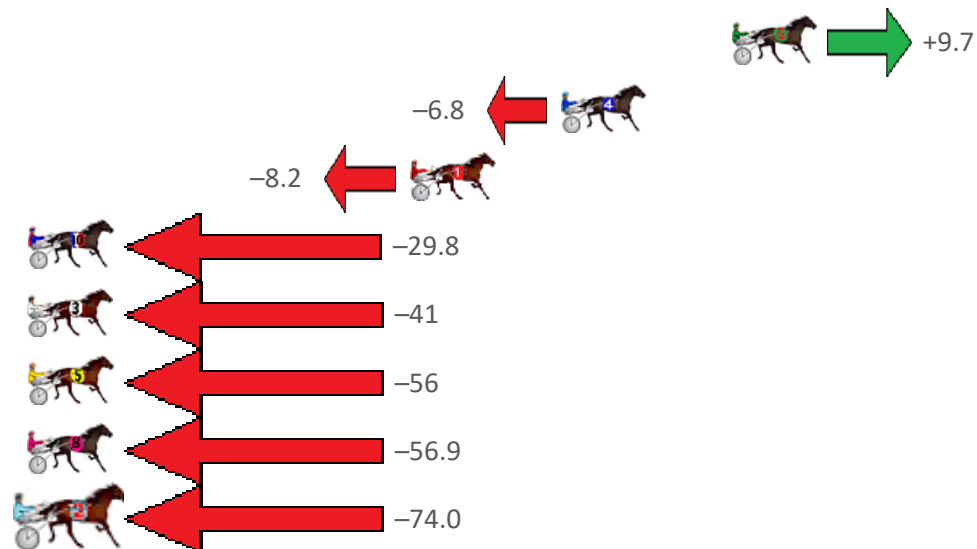
Melton Race 8 Distance 2240m

Wednesday, 11 October 2023

Gross Time: 2:47.10 MileRate: 2:00.10 LeadTime: 46.00s First Qtr: 32.00s Second Qtr: 30.40s Third Qtr: 29.00s Fourth Qtr: 29.70s

NoHorse	Plc	Mar	800 Posi	400 Posi	Time	3rd Qtr	4th Qtr
6 OUTMAZING	1	0.0m	9.7m (1)	0.9m (1)	2:47.15	28.37s	29.68s
4 CALEDONIAN RANGE	2	6.8m	0.0m (0)	0.0m (0)	2:47.65	29.00s	30.25s
1 DAISY STARZZZ	3	12.8m	4.6m (0)	6.0m (0)	2:48.10	29.11s	30.26s
10 FAMOUS LABEL	4	43.1m	13.3m (0)	20.2m (0)	2:50.36	29.51s	31.49s
3 ANOTHERORDER	5	48.7m	8.3m (0)	15.1m (0)	2:50.78	29.50s	32.28s
5 ILLTELLYOUUSUMTHI	6	57.2m	1.3m (1)	8.7m (1)	2:51.41	29.54s	33.37s
8 HY FILANTE	7	70.7m	13.8m (1)	27.0m (1)	2:52.42	29.97s	33.05s
2 ATOMIC GLORY	8	79.1m	5.1m (1)	20.5m (1)	2:53.05	30.13s	34.15s

Finish Position and metres gained from 800m



PJ Harness Analyser

Sectional Analysis Software – Not just a formguide!

www.facebook.com/PJHarnessRacing



RISE Digital, Harness Racing Australia nor the provider accepts any responsibility for the completeness or accuracy of any of the information contained herein, and makes no representations about its suitability for any particular purpose. Users should make their own judgements about those matters and/or seek independent advice. You assume all risks associated with use of data provided on this page

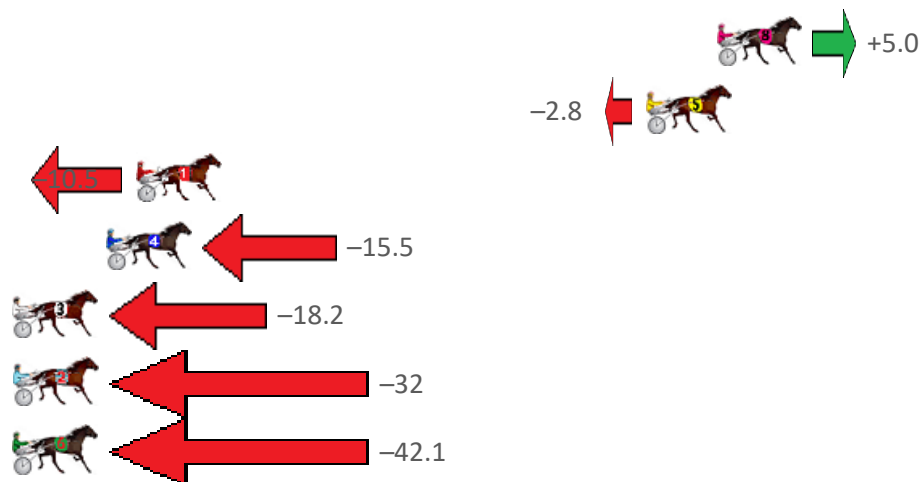
Melton Race 9 Distance 2240m

Wednesday, 11 October 2023

Gross Time: 2:46.20 MileRate: 1:59.40 LeadTime: 46.00s First Qtr: 32.40s Second Qtr: 30.80s Third Qtr: 29.80s Fourth Qtr: 27.20s

NoHorse	Plc	Mar	800 Posi	400 Posi	Time	3rd Qtr	4th Qtr
8 FIGHTER COMMAND	1	0.0m	5.0m (1)	2.8m (1)	2:46.15	29.63s	26.95s
5 FREE TO PLAY	2	2.8m	0.0m (0)	0.0m (0)	2:46.37	29.80s	27.37s
1 WE FAVOUR ROSIE	3	23.1m	12.6m (0)	17.3m (1)	2:47.88	30.10s	27.65s
4 SPIRIT OF PEARL	4	24.3m	8.8m (1)	6.5m (1)	2:47.97	29.61s	28.51s
3 HEAVENS GIFT	5	31.7m	13.5m (1)	11.3m (1)	2:48.52	29.60s	28.72s
2 JILLIBY ZUCCHINI	6	39.8m	8.5m (0)	11.7m (0)	2:49.12	30.00s	29.29s
6 CITY ROCKSTAR	7	46.2m	4.1m (0)	7.1m (0)	2:49.60	30.00s	30.10s

Finish Position and metres gained from 800m







Harness Analyser

Sectional Analysis Software – Not just a formguide!

www.facebook.com/PJHarnessRacing



RISE Digital, Harness Racing Australia nor the provider accepts any responsibility for the completeness or accuracy of any of the information contained herein, and makes no representations about its suitability for any particular purpose. Users should make their own judgements about those matters and/or seek independent advice. You assume all risks associated with use of data provided on this page

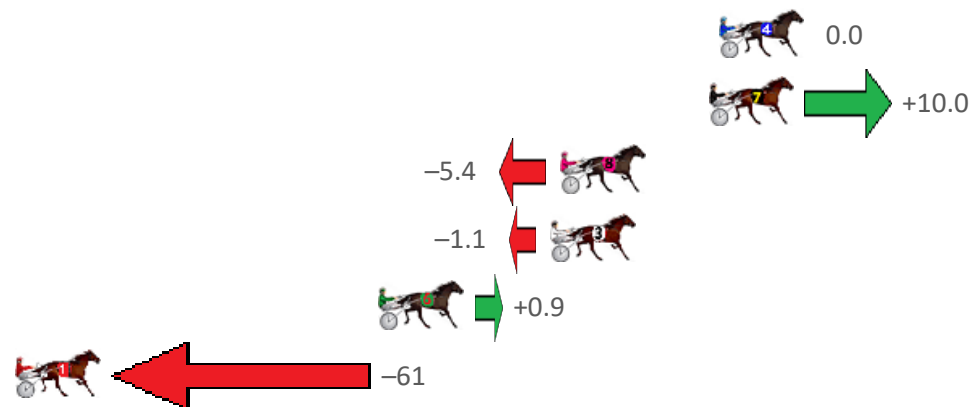
Melton Race 10 Distance 2240m

Wednesday, 11 October 2023

Gross Time: 2:48.00 MileRate: 2:00.70 LeadTime: 47.60s First Qtr: 31.90s Second Qtr: 30.70s Third Qtr: 28.70s Fourth Qtr: 29.10s

NoHorse	Plc	Mar	800 Posi	400 Posi	Time	3rd Qtr	4th Qtr
4 OURBEACHBABE	1	0.0m	0.0m (0)	0.0m (0)	2:48.03	28.70s	29.13s
7 HEY GOYOUGOODTH	2	0.4m	10.4m (1)	10.7m (1)	2:48.07	28.72s	28.40s
8 RAKAJED	3	6.3m	0.9m (1)	2.3m (1)	2:48.50	28.80s	29.43s
3 OUR MIKI DIVA	4	6.7m	5.6m (1)	8.4m (0)	2:48.54	28.90s	29.04s
6 SHE WILL WANTANO	5	13.5m	14.4m (1)	15.3m (1)	2:49.04	28.77s	29.04s
1 AIMFORTHESTARZZZ	6	65.7m	5.6m (0)	17.1m (0)	2:52.94	29.53s	32.81s

Finish Position and metres gained from 800m







Harness Analyser

Sectional Analysis Software – Not just a formguide!

www.facebook.com/PJHarnessRacing



RISE Digital, Harness Racing Australia nor the provider accepts any responsibility for the completeness or accuracy of any of the information contained herein, and makes no representations about its suitability for any particular purpose. Users should make their own judgements about those matters and/or seek independent advice. You assume all risks associated with use of data provided on this page