

Melton Race 1 Distance 2240m

Saturday, 10 August 2024


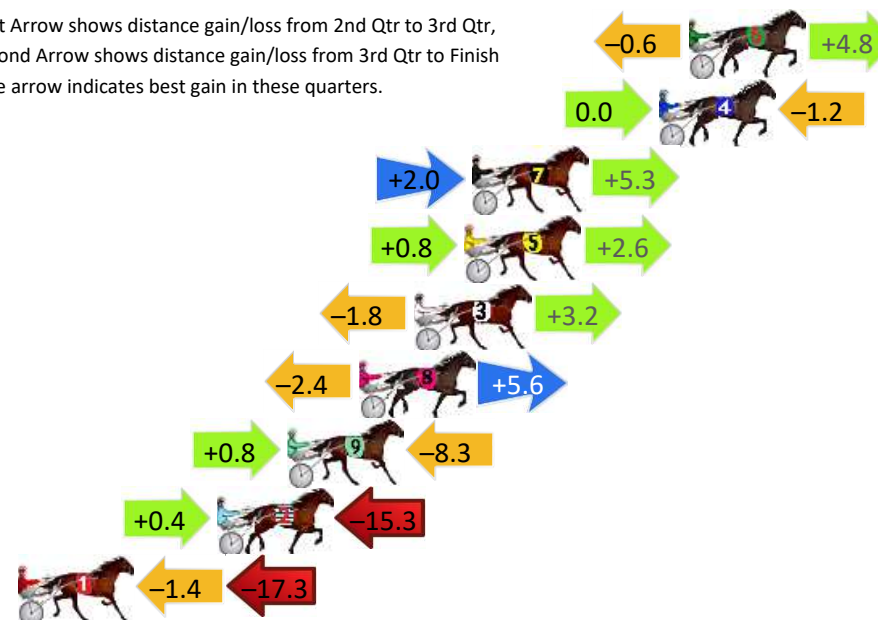
Gross Time: 2:37.20 MileRate: 1:53.00 LeadTime: 42.90s First Qtr: 30.50s Second Qtr: 29.50s Third Qtr: 27.40s Fourth Qtr: 26.90s

DATA TABLE: 800 / 400 Posi's are position from leader and (how wide the horse was at that position)

NoHorse	Plc	Mar	800 Posi	400 Posi	Time	3rd Qtr	4th Qt
6 MACH DAN	1	0.0m	4.2m (0)	4.8m (0)	2:37.20	27.44s	26.58s
4 YAMBUKIAN	2	1.2m	0.0m (0)	0.0m (0)	2:37.29	27.40s	26.98s
7 RAKERO REBEL	3	8.7m	16.0m (1)	14.0m (2)	2:37.82	27.26s	26.55s
5 PERFECT STRIDE	4	9.0m	12.4m (1)	11.6m (1)	2:37.84	27.34s	26.73s
3 KOSIMO	5	11.0m	12.4m (0)	14.2m (0)	2:37.98	27.52s	26.69s
8 BULLETPROOF BOY	6	13.2m	16.4m (0)	18.8m (2)	2:38.14	27.56s	26.53s
9 CATCH A WAVE	7	16.1m	8.6m (1)	7.8m (1)	2:38.34	27.35s	27.46s
2 THE LOST STORM	8	18.9m	4.0m (1)	3.6m (1)	2:38.54	27.38s	27.92s
1 OUR VINCENT CAN GOGH	9	26.9m	8.2m (0)	9.6m (0)	2:39.11	27.51s	28.06s

Finish Position and metres gained

First Arrow shows distance gain/loss from 2nd Qtr to 3rd Qtr,
Second Arrow shows distance gain/loss from 3rd Qtr to Finish
Blue arrow indicates best gain in these quarters.



800

Visual positions in race at 2nd Quarter



400

Visual positions in race at 3rd Quarter



Powered by



Harness Analyser

Sectional Analysis Software

Not just form | Free Trial

www.facebook.com/PJHarnessRacing



RISE Digital, Harness Racing Australia nor the provider accepts any responsibility for the completeness or accuracy of any of the information contained herein, and makes no representations about its suitability for any particular purpose. Users should make their own judgements about those matters and/or seek independent advice. You assume all risks associated with use of data provided on this page

Melton Race 2 Distance 1720m

Saturday, 10 August 2024

Gross Time: 2:02.80 MileRate: 1:54.90 LeadTime: 7.10s First Qtr: 29.20s Second Qtr: 30.20s Third Qtr: 28.70s Fourth Qtr: 27.60s

DATA TABLE: 800 / 400 Posi's are position from leader and (how wide the horse was at that position)

No	Horse	Plc	Mar	800 Posi	400 Posi	Time	3rd Qtr	4th Qt
6	TALLARAS SHADOW	1	0.0m	12.6m (0)	12.8m (1)	2:02.80	28.70s	26.72s
1	BLASTER RANGER	2	0.4m	4.0m (0)	4.6m (0)	2:02.83	28.74s	27.31s
11	ALOT LIKE LOUIE	3	1.5m	18.2m (1)	7.4m (2)	2:02.91	27.94s	27.20s
10	YAPPER	4	1.9m	13.8m (1)	3.0m (2)	2:02.94	27.94s	27.52s
3	BIG BOY MAL	5	5.8m	5.4m (1)	4.0m (1)	2:03.22	28.60s	27.72s
7	BIZZNESS CLASS	6	6.3m	1.2m (1)	0.0m (1)	2:03.26	28.62s	28.03s
8	TARA VICTORY	7	6.5m	8.8m (0)	8.8m (0)	2:03.27	28.70s	27.44s
2	ANOTHER NIEN	8	6.8m	0.0m (0)	0.6m (0)	2:03.29	28.75s	28.03s
9	PABLO ROCKS	9	8.1m	9.6m (1)	8.2m (1)	2:03.39	28.60s	27.59s
4	BEACH HOPPER	10	15.5m	19.2m (0)	17.6m (0)	2:03.93	28.59s	27.46s


Finish Position and metres gained

First Arrow shows distance gain/loss from 2nd Qtr to 3rd Qtr,
Second Arrow shows distance gain/loss from 3rd Qtr to Finish
Blue arrow indicates best gain in these quarters.



Visual positions in race at 2nd Quarter

800



Visual positions in race at 3rd Quarter

400



Powered by



Harness Analyser

Sectional Analysis Software

Not just form | Free Trial

www.facebook.com/PJHarnessRacing



RISE Digital, Harness Racing Australia nor the provider accepts any responsibility for the completeness or accuracy of any of the information contained herein, and makes no representations about its suitability for any particular purpose. Users should make their own judgements about those matters and/or seek independent advice. You assume all risks associated with use of data provided on this page

Melton Race 3 Distance 2240m

Saturday, 10 August 2024


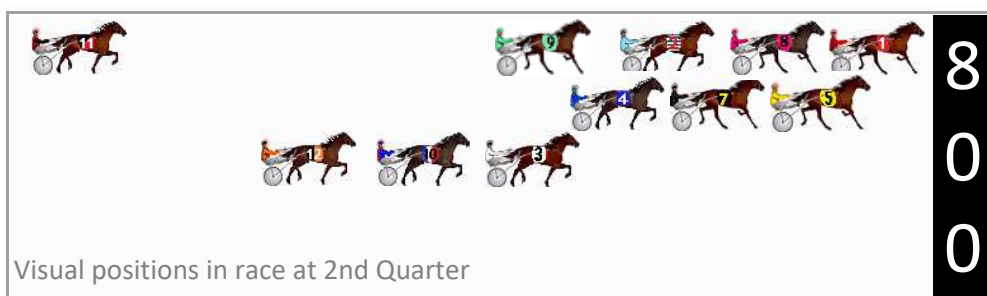

Gross Time: 2:45.20 MileRate: 1:58.70 LeadTime: 45.00s First Qtr: 31.60s Second Qtr: 30.50s Third Qtr: 29.20s Fourth Qtr: 28.90s

DATA TABLE: 800 / 400 Posi's are position from leader and (how wide the horse was at that position)

No	Horse	Plc	Mar	800 Posi	400 Posi	Time	3rd Qtr	4th Qt
5	ALDEBARAN MILEY	1	0.0m	2.4m (1)	0.8m (1)	2:45.20	29.08s	28.84s
1	EL RESAMO	2	0.4m	0.0m (0)	0.0m (0)	2:45.23	29.20s	28.93s
4	HADTOBEHARRY	3	4.8m	10.4m (1)	9.2m (1)	2:45.56	29.11s	28.58s
7	HATCHBACK	4	5.4m	6.4m (1)	4.8m (1)	2:45.61	29.08s	28.94s
8	GRUMPEE	5	6.4m	4.0m (0)	4.4m (0)	2:45.69	29.23s	29.04s
2	PARIS KAY	6	7.1m	8.4m (0)	8.4m (0)	2:45.74	29.20s	28.81s
10	MERCENARY	7	10.6m	18.2m (2)	9.6m (2)	2:46.00	28.58s	28.97s
3	COPACABANA	8	13.4m	13.8m (2)	5.2m (2)	2:46.22	28.58s	29.49s
9	SER PATRICK	9	14.0m	13.4m (0)	12.8m (0)	2:46.26	29.16s	28.99s
12	ALL THE TRIX	10	21.5m	22.8m (2)	14.2m (2)	2:46.83	28.58s	29.42s
11	WATTS UP PARTYTIME	11	135.3m	80.0m (0)	110.0m (0)	2:55.46	31.38s	30.72s

Finish Position and metres gained

First Arrow shows distance gain/loss from 2nd Qtr to 3rd Qtr,
Second Arrow shows distance gain/loss from 3rd Qtr to Finish
Blue arrow indicates best gain in these quarters.



Melton Race 4 Distance 1720m

Saturday, 10 August 2024



Gross Time: 2:03.80 MileRate: 1:55.80 LeadTime: 7.50s First Qtr: 29.50s Second Qtr: 28.70s Third Qtr: 29.30s Fourth Qtr: 28.80s

DATA TABLE: 800 / 400 Posi's are position from leader and (how wide the horse was at that position)

No	Horse	Plc	Mar	800 Posi	400 Posi	Time	3rd Qtr	4th Qt
2	IM BOBBY	1	0.0m	0.0m (0)	0.0m (0)	2:03.80	29.30s	28.80s
11	EXALTED	2	0.8m	2.6m (2)	0.2m (1)	2:03.86	29.13s	28.84s
7	RAPID RETURN	3	13.9m	30.0m (1)	22.8m (2)	2:04.85	28.77s	28.16s
9	MEADOW VALLEY STAR	4	15.7m	19.2m (1)	13.8m (2)	2:04.99	28.91s	28.94s
6	FOCUS	5	16.1m	23.8m (1)	18.2m (2)	2:05.02	28.89s	28.65s
5	PERFIDIOUS SUE	6	16.3m	4.0m (1)	7.2m (1)	2:05.03	29.54s	29.45s
1	WHIZZBANG DAN	7	21.4m	5.2m (0)	6.0m (0)	2:05.42	29.37s	29.90s
8	TIPSY TURVY	8	22.5m	11.0m (0)	10.4m (0)	2:05.50	29.26s	29.67s
4	CREATABLE	9	27.2m	7.8m (1)	12.2m (1)	2:05.86	29.63s	29.87s
10	ALDEBARAN ACRUX	10	27.4m	12.2m (1)	16.6m (1)	2:05.87	29.62s	29.57s

Finish Position and metres gained

First Arrow shows distance gain/loss from 2nd Qtr to 3rd Qtr, Second Arrow shows distance gain/loss from 3rd Qtr to Finish Blue arrow indicates best gain in these quarters.



Visual positions in race at 2nd Quarter

800



Visual positions in race at 3rd Quarter

400



Powered by



Harness Analyser

Sectional Analysis Software

Not just form | Free Trial

www.facebook.com/PJHarnessRacing



RISE Digital, Harness Racing Australia nor the provider accepts any responsibility for the completeness or accuracy of any of the information contained herein, and makes no representations about its suitability for any particular purpose. Users should make their own judgements about those matters and/or seek independent advice. You assume all risks associated with use of data provided on this page

Melton Race 5 Distance 2240m

Saturday, 10 August 2024


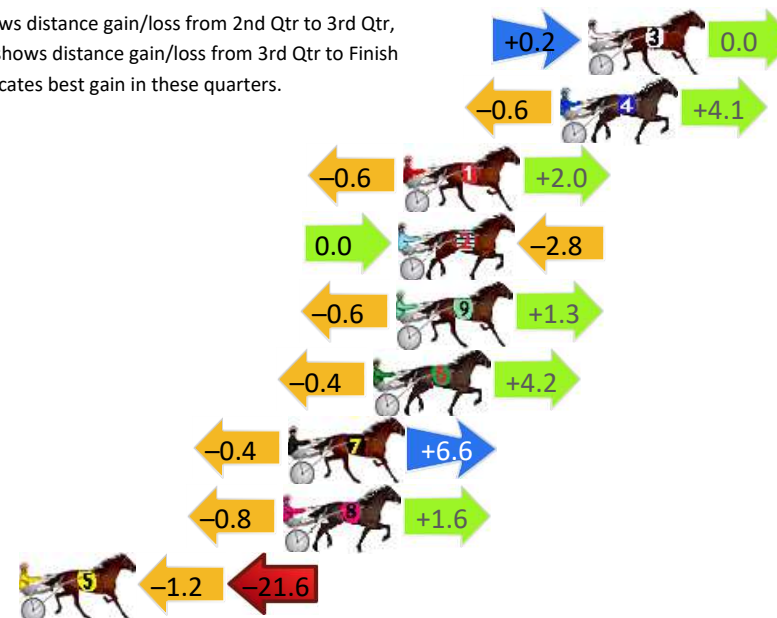
Gross Time: 2:41.30 MileRate: 1:55.90 LeadTime: 46.30s First Qtr: 31.30s Second Qtr: 29.20s Third Qtr: 27.40s Fourth Qtr: 27.10s

DATA TABLE: 800 / 400 Posi's are position from leader and (how wide the horse was at that position)

No	Horse	Plc	Mar	800 Posi	400 Posi	Time	3rd Qtr	4th Qt
3	SMOKEN ACE	1	0.0m	0.2m (0)	0.0m (0)	2:41.30	27.39s	27.10s
4	HIGH ABOVE	2	1.1m	4.6m (1)	5.2m (1)	2:41.38	27.44s	26.82s
1	JACCKA CONNOR	3	7.4m	8.8m (0)	9.4m (0)	2:41.83	27.44s	26.97s
2	THE BEACH FANTASY	4	7.6m	4.8m (0)	4.8m (0)	2:41.84	27.40s	27.29s
9	MAGNETIC TERROR	5	7.7m	8.4m (1)	9.0m (1)	2:41.85	27.44s	27.01s
6	MY UNCLE STAN	6	8.6m	12.4m (1)	12.8m (1)	2:41.91	27.43s	26.82s
7	CLEAR LEFT	7	12.0m	18.2m (0)	18.6m (0)	2:42.16	27.42s	26.66s
8	RADIUS	8	12.2m	13.0m (0)	13.8m (0)	2:42.17	27.45s	26.99s
5	TECHYS WATCHING	9	22.8m	0.0m (1)	1.2m (1)	2:42.93	27.49s	28.56s

Finish Position and metres gained

First Arrow shows distance gain/loss from 2nd Qtr to 3rd Qtr,
Second Arrow shows distance gain/loss from 3rd Qtr to Finish
Blue arrow indicates best gain in these quarters.



800

Visual positions in race at 2nd Quarter



400

Visual positions in race at 3rd Quarter



Melton Race 6 Distance 2240m

Saturday, 10 August 2024

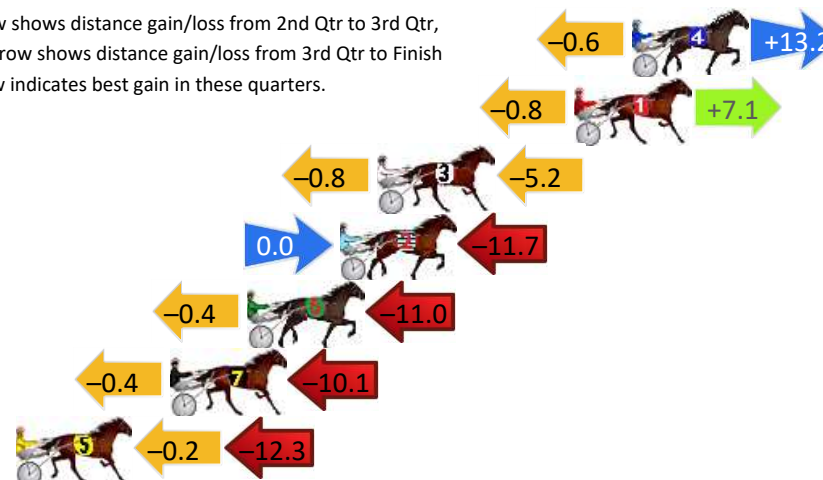
Gross Time: 2:44.40 MileRate: 1:58.10 LeadTime: 45.90s First Qtr: 29.00s Second Qtr: 30.70s Third Qtr: 29.10s Fourth Qtr: 29.70s

DATA TABLE: 800 / 400 Posi's are position from leader and (how wide the horse was at that position)

NoHorse	Plc	Mar	800 Posi	400 Posi	Time	3rd Qtr	4th Qt
4 SUNDONS COURAGE	1	0.0m	12.6m (0)	13.2m (0)	2:44.40	29.15s	28.73s
1 EBONYS AVENGER	2	2.3m	8.6m (0)	9.4m (0)	2:44.58	29.16s	29.18s
3 SACRED MOUNTAIN	3	10.2m	4.2m (0)	5.0m (0)	2:45.19	29.15s	30.08s
2 ALDEBARAN VERA	4	11.7m	0.0m (0)	0.0m (0)	2:45.31	29.09s	30.56s
6 ONE OVER ALL	5	15.4m	4.0m (1)	4.4m (1)	2:45.60	29.12s	30.51s
7 ALDEBARAN ZEUS	6	18.5m	8.0m (1)	8.4m (1)	2:45.84	29.12s	30.45s
5 NEPHEW OF SONOKO	7	24.7m	12.2m (1)	12.4m (1)	2:46.32	29.11s	30.61s

Finish Position and metres gained

First Arrow shows distance gain/loss from 2nd Qtr to 3rd Qtr,
Second Arrow shows distance gain/loss from 3rd Qtr to Finish
Blue arrow indicates best gain in these quarters.



800

Visual positions in race at 2nd Quarter



400

Visual positions in race at 3rd Quarter



Melton Race 7 Distance 2240m

Saturday, 10 August 2024

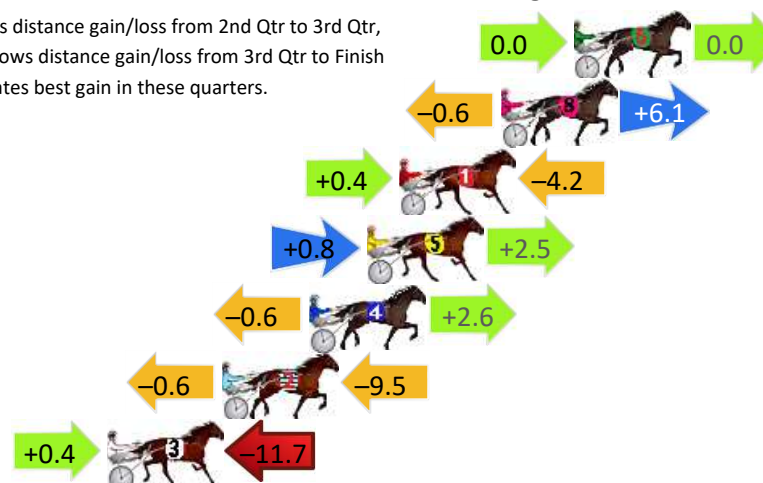
Gross Time: 2:40.00 MileRate: 1:54.90 LeadTime: 44.20s First Qtr: 28.40s Second Qtr: 31.10s Third Qtr: 28.80s Fourth Qtr: 27.50s

DATA TABLE: 800 / 400 Posi's are position from leader and (how wide the horse was at that position)

NoHorse	Plc	Mar	800 Posi	400 Posi	Time	3rd Qtr	4th Qt
6 HES FROM HEAVEN	1	0.0m	0.0m (0)	0.0m (0)	2:40.00	28.80s	27.50s
8 EARL OF PEMBROKE	2	2.9m	8.4m (0)	9.0m (0)	2:40.21	28.83s	27.08s
1 YOUNGGIFTEDANDB LACK	3	7.0m	3.2m (1)	2.8m (1)	2:40.51	28.78s	27.79s
5 DHAULAGIRI	4	8.3m	11.6m (1)	10.8m (2)	2:40.60	28.74s	27.33s
4 HITTHEROADJACK	5	10.6m	12.6m (0)	13.2m (0)	2:40.77	28.84s	27.32s
2 AMERICAN LEGACY	6	14.1m	4.0m (0)	4.6m (0)	2:41.02	28.86s	28.15s
3 GIPSY PRINCESS	7	18.7m	7.4m (1)	7.0m (1)	2:41.35	28.79s	28.30s

Finish Position and metres gained

First Arrow shows distance gain/loss from 2nd Qtr to 3rd Qtr,
Second Arrow shows distance gain/loss from 3rd Qtr to Finish
Blue arrow indicates best gain in these quarters.



800

Visual positions in race at 2nd Quarter



400

Visual positions in race at 3rd Quarter



Powered by



Harness Analyser

Sectional Analysis Software

Not just form | Free Trial

www.facebook.com/PJHarnessRacing



RISE Digital, Harness Racing Australia nor the provider accepts any responsibility for the completeness or accuracy of any of the information contained herein, and makes no representations about its suitability for any particular purpose. Users should make their own judgements about those matters and/or seek independent advice. You assume all risks associated with use of data provided on this page

Melton Race 8 Distance 1720m

Saturday, 10 August 2024

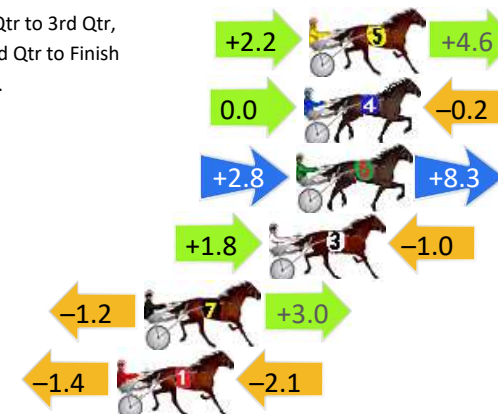
Gross Time: 2:01.50 MileRate: 1:53.60 LeadTime: 7.20s First Qtr: 28.30s Second Qtr: 31.10s Third Qtr: 26.90s Fourth Qtr: 28.00s

DATA TABLE: 800 / 400 Posi's are position from leader and (how wide the horse was at that position)

NoHorse	Plc	Mar	800 Posi	400 Posi	Time	3rd Qtr	4th Qt
5 LE BELLE BIJOUX	1	0.0m	6.8m (1)	4.6m (1)	2:01.50	26.76s	27.68s
4 OLIVER DAN	2	0.2m	0.0m (0)	0.0m (0)	2:01.51	26.90s	28.01s
6 CLASSIC MISSION	3	0.5m	11.6m (1)	8.8m (1)	2:01.54	26.72s	27.42s
3 HES CHARLIES ANGEL	4	1.6m	2.4m (1)	0.6m (1)	2:01.62	26.78s	28.07s
7 STRAVINSKY	5	6.6m	8.4m (0)	9.6m (0)	2:01.99	26.99s	27.79s
1 SPRINGFIELD AFFAIR	6	7.7m	4.2m (0)	5.6m (0)	2:02.07	26.99s	28.15s

Finish Position and metres gained

First Arrow shows distance gain/loss from 2nd Qtr to 3rd Qtr,
Second Arrow shows distance gain/loss from 3rd Qtr to Finish
Blue arrow indicates best gain in these quarters.



800

Visual positions in race at 2nd Quarter



400

Visual positions in race at 3rd Quarter



Powered by



Harness Analyser

Sectional Analysis Software

Not just form | Free Trial

www.facebook.com/PJHarnessRacing



RISE Digital, Harness Racing Australia nor the provider accepts any responsibility for the completeness or accuracy of any of the information contained herein, and makes no representations about its suitability for any particular purpose. Users should make their own judgements about those matters and/or seek independent advice. You assume all risks associated with use of data provided on this page