


Melton Race 1 Distance 2240m

Saturday, 9 December 2023

Gross Time: 2:43.40 MileRate: 1:57.40 LeadTime: 46.30s First Qtr: 32.10s Second Qtr: 30.00s Third Qtr: 27.80s Fourth Qtr: 27.20s

NoHorse	Plc	Mar	800 Posi	400 Posi	Time	3rd Qtr	4th Qtr
4 HOT DEAL	1	0.0m	0.0m (0)	0.0m (0)	2:43.39	27.80s	27.19s
2 NORMS LADY	2	7.0m	4.6m (0)	4.1m (0)	2:43.91	27.76s	27.43s
8 BETTER EXCLUSIVE	3	12.5m	13.3m (0)	12.9m (0)	2:44.32	27.76s	27.24s
1 SILVER MYSTIQUE	4	12.8m	9.3m (0)	8.8m (0)	2:44.34	27.76s	27.54s
6 HEAVENLY GIPSY	5	14.6m	18.5m (0)	12.8m (1)	2:44.48	27.40s	27.40s
12 STIR ME UP	6	15.7m	13.7m (1)	6.4m (2)	2:44.56	27.29s	27.93s
13 DANCE AWAY	7	16.8m	17.5m (1)	10.2m (2)	2:44.64	27.29s	27.75s
5 LOTTIE MOON	8	22.9m	21.5m (1)	14.5m (2)	2:45.10	27.31s	27.91s
10 SASSYOLA	9	24.7m	9.6m (1)	9.3m (1)	2:45.23	27.77s	28.39s
3 DUFFY HOLLOW	10	39.2m	5.3m (1)	5.2m (1)	2:46.31	27.79s	29.75s
7 JOELITA	11	217.9m	130.2m (0)	145.1m (0)	2:59.64	28.72s	33.52s

Finish Position and metres gained from 800m



PJ Harness Analyser

Sectional Analysis Software - Not just a formguide!

www.facebook.com/PJHarnessRacing



RISE Digital, Harness Racing Australia nor the provider accepts any responsibility for the completeness or accuracy of any of the information contained herein, and makes no representations about its suitability for any particular purpose. Users should make their own judgements about those matters and/or seek independent advice. You assume all risks associated with use of data provided on this page

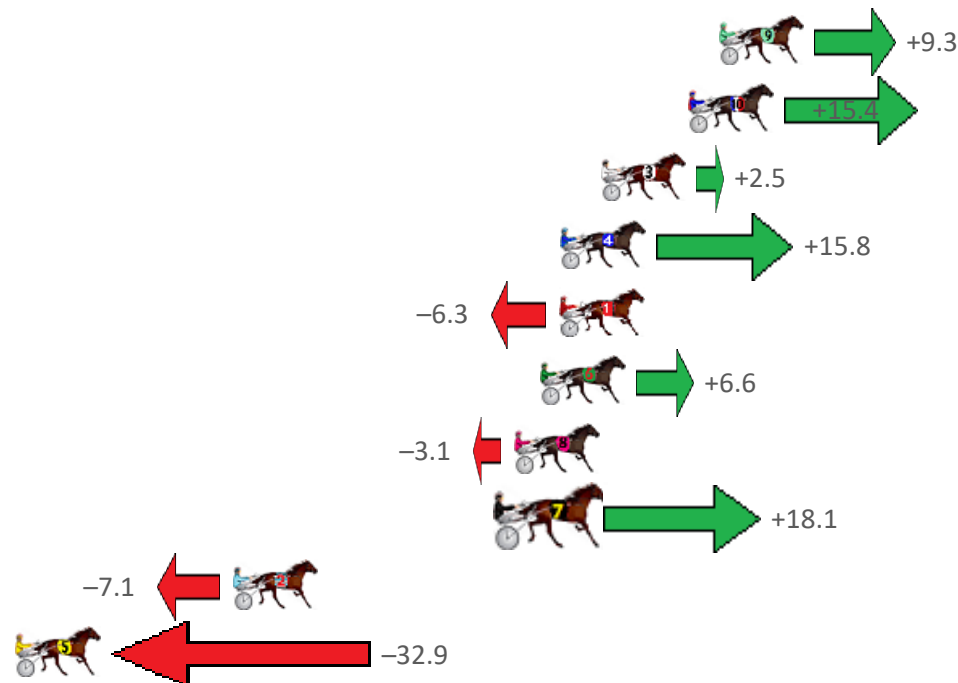
Melton Race 2 Distance 1720m

Saturday, 9 December 2023

Gross Time: 2:03.20 MileRate: 1:55.20 LeadTime: 7.60s First Qtr: 28.70s Second Qtr: 29.30s Third Qtr: 29.30s Fourth Qtr: 28.30s

NoHorse	Plc	Mar	800 Posi	400 Posi	Time	3rd Qtr	4th Qtr
9 BIZZNESS CLASS	1	0.0m	9.3m (0)	8.1m (0)	2:03.16	29.20s	27.68s
10 MONTANA FLASH	2	1.2m	16.6m (1)	3.2m (3)	2:03.24	28.32s	28.11s
3 HEY GOYOUGOODTH	3	4.7m	7.2m (1)	2.2m (2)	2:03.50	28.93s	28.45s
4 WILLOWDENE GIRL	4	6.3m	22.1m (1)	8.0m (2)	2:03.62	28.27s	28.15s
1 ASMILEANDAWINX	5	6.3m	0.0m (0)	0.0m (0)	2:03.63	29.30s	28.73s
6 YANKEE BOOT FLAT	6	7.1m	13.7m (0)	12.3m (0)	2:03.69	29.18s	27.91s
8 LADY LANI	7	8.1m	5.0m (0)	4.2m (0)	2:03.76	29.24s	28.56s
7 AUSSIEPRIDE	8	8.4m	26.5m (1)	11.3m (3)	2:03.79	28.19s	28.08s
2 BULLETPROOF SNIPE	9	19.3m	12.2m (1)	10.0m (1)	2:04.60	29.13s	28.98s
5 ARCHAA	10	35.2m	2.3m (1)	3.9m (1)	2:05.78	29.41s	30.60s

Finish Position and metres gained from 800m



PJ Harness Analyser

Sectional Analysis Software – Not just a formguide!

www.facebook.com/PJHarnessRacing



RISE Digital, Harness Racing Australia nor the provider accepts any responsibility for the completeness or accuracy of any of the information contained herein, and makes no representations about its suitability for any particular purpose. Users should make their own judgements about those matters and/or seek independent advice. You assume all risks associated with use of data provided on this page

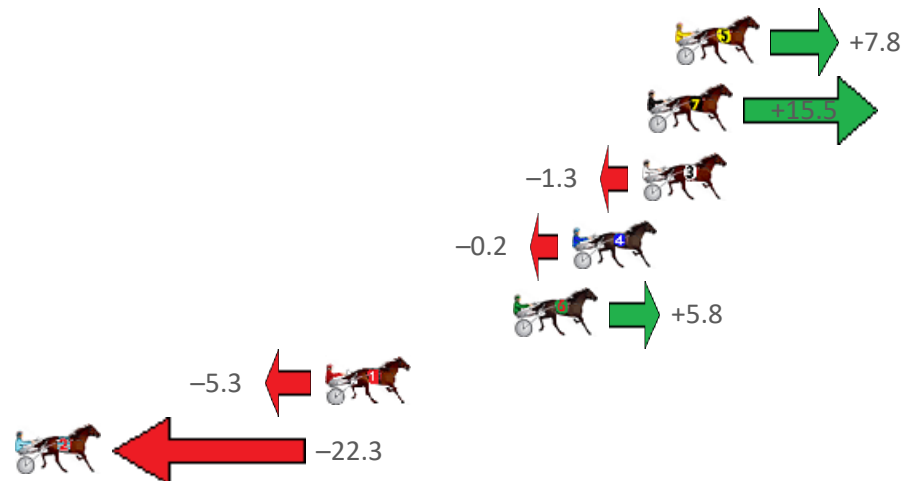
Melton Race 3 Distance 1720m

Saturday, 9 December 2023

Gross Time: 2:04.70 MileRate: 1:56.70 LeadTime: 7.30s First Qtr: 29.10s Second Qtr: 31.30s Third Qtr: 29.20s Fourth Qtr: 27.80s

NoHorse	Plc	Mar	800 Posi	400 Posi	Time	3rd Qtr	4th Qtr
5 MISS IDAHO	1	0.0m	7.8m (1)	5.0m (1)	2:04.73	28.99s	27.47s
7 OUR ULTIMATE GRA	2	1.1m	16.6m (1)	12.4m (1)	2:04.82	28.87s	27.04s
3 JUMPINGJOY	3	1.3m	0.0m (0)	0.0m (0)	2:04.83	29.20s	27.93s
4 FREEASABYRD	4	4.1m	3.9m (1)	1.1m (1)	2:05.04	28.99s	28.06s
6 SARA TA SLOY	5	6.4m	12.2m (1)	8.4m (1)	2:05.21	28.91s	27.71s
1 TIME TO TORQUE	6	13.9m	8.6m (0)	9.0m (0)	2:05.77	29.22s	28.23s
2 MISS COLLANN	7	26.2m	3.9m (0)	4.5m (0)	2:06.68	29.24s	29.46s

Finish Position and metres gained from 800m



PJ Harness Analyser

Sectional Analysis Software – Not just a formguide!

www.facebook.com/PJHarnessRacing



RISE Digital, Harness Racing Australia nor the provider accepts any responsibility for the completeness or accuracy of any of the information contained herein, and makes no representations about its suitability for any particular purpose. Users should make their own judgements about those matters and/or seek independent advice. You assume all risks associated with use of data provided on this page

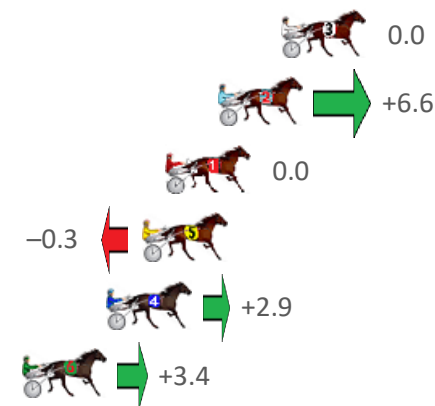
Melton Race 4 Distance 2240m

Saturday, 9 December 2023

Gross Time: 2:41.60 MileRate: 1:56.10 LeadTime: 45.40s First Qtr: 30.80s Second Qtr: 30.10s Third Qtr: 28.30s Fourth Qtr: 27.00s

NoHorse	Plc	Mar	800 Posi	400 Posi	Time	3rd Qtr	4th Qtr
3 BULLETPROOF BOY	1	0.0m	0.0m (0)	0.0m (0)	2:41.56	28.30s	26.96s
2 TRIPLE EIGHT	2	2.5m	9.1m (0)	8.7m (0)	2:41.75	28.26s	26.55s
1 LA CAPTAIN	3	4.6m	4.6m (0)	4.7m (0)	2:41.91	28.30s	26.99s
5 OUTLAW MAN	4	5.5m	5.2m (1)	3.5m (1)	2:41.97	28.17s	27.13s
4 SEW WHAT	5	6.9m	9.8m (1)	7.5m (1)	2:42.08	28.13s	26.96s
6 TERRY	6	10.3m	13.7m (0)	12.8m (0)	2:42.33	28.22s	26.85s

Finish Position and metres gained from 800m



PJ Harness Analyser

Sectional Analysis Software – Not just a formguide!

www.facebook.com/PJHarnessRacing



RISE Digital, Harness Racing Australia nor the provider accepts any responsibility for the completeness or accuracy of any of the information contained herein, and makes no representations about its suitability for any particular purpose. Users should make their own judgements about those matters and/or seek independent advice. You assume all risks associated with use of data provided on this page

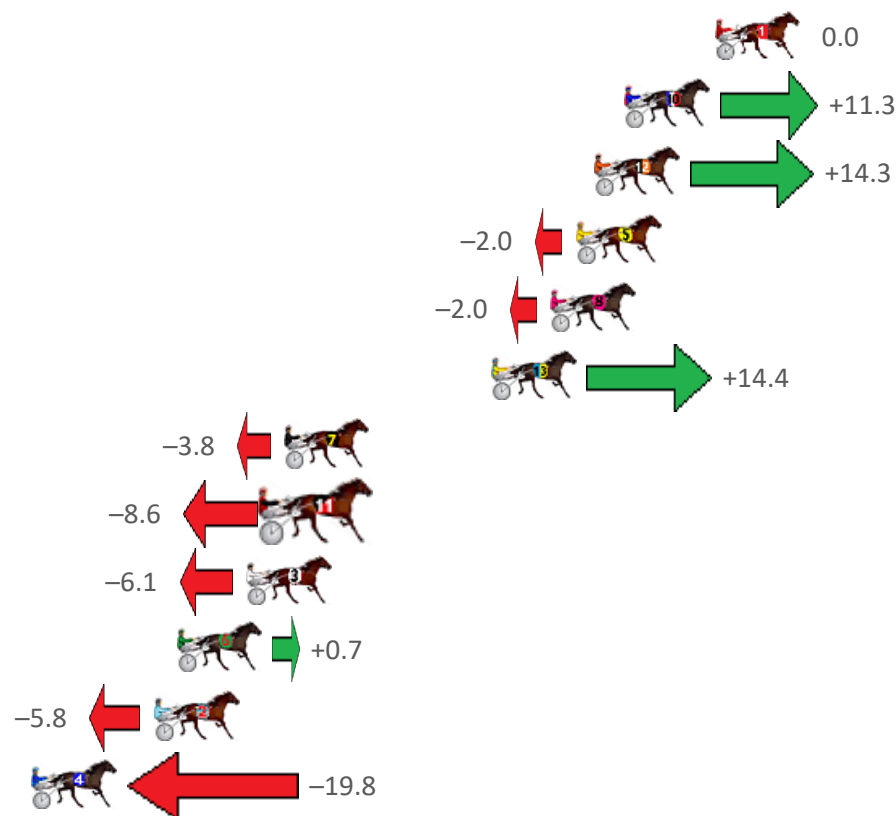
Melton Race 5 Distance 2240m

Saturday, 9 December 2023

Gross Time: 2:42.60 MileRate: 1:56.80 LeadTime: 44.60s First Qtr: 30.90s Second Qtr: 31.10s Third Qtr: 28.50s Fourth Qtr: 27.50s

NoHorse	Plc	Mar	800 Posi	400 Posi	Time	3rd Qtr	4th Qtr
1 OUR VINCENT CAN G	1	0.0m	0.0m (0)	0.0m (0)	2:42.59	28.50s	27.49s
10 LUDACROUS	2	3.6m	14.9m (2)	4.5m (2)	2:42.86	27.76s	27.45s
12 CHYNCHILLA	3	4.8m	19.1m (2)	8.5m (2)	2:42.95	27.74s	27.26s
5 LITTLE LOUIE	4	5.5m	3.5m (1)	1.7m (1)	2:43.00	28.37s	27.78s
8 ANOTHER NIEN	5	6.5m	4.5m (0)	5.8m (0)	2:43.08	28.58s	27.58s
13 PARADISE VALLEY	6	8.9m	23.3m (2)	12.6m (2)	2:43.26	27.72s	27.29s
7 SLICE OF CHEDDAR	7	17.1m	13.3m (0)	15.5m (0)	2:43.87	28.64s	27.69s
11 BANDIT EYES	8	17.6m	9.0m (0)	11.2m (0)	2:43.91	28.64s	28.03s
3 COOL NIGHT	9	18.6m	12.5m (1)	12.6m (1)	2:43.98	28.49s	28.00s
6 MY UNCLE STAN	10	21.4m	22.1m (1)	17.7m (2)	2:44.19	28.17s	27.86s
2 MADIGAN	11	22.3m	16.5m (1)	16.6m (1)	2:44.26	28.49s	28.00s
4 KEAYANG CEDRIC	12	27.2m	7.4m (1)	7.4m (1)	2:44.62	28.49s	29.00s

Finish Position and metres gained from 800m



PJ Harness Analyser
Sectional Analysis Software – Not just a formguide!

www.facebook.com/PJHarnessRacing



RISE Digital, Harness Racing Australia nor the provider accepts any responsibility for the completeness or accuracy of any of the information contained herein, and makes no representations about its suitability for any particular purpose. Users should make their own judgements about those matters and/or seek independent advice. You assume all risks associated with use of data provided on this page

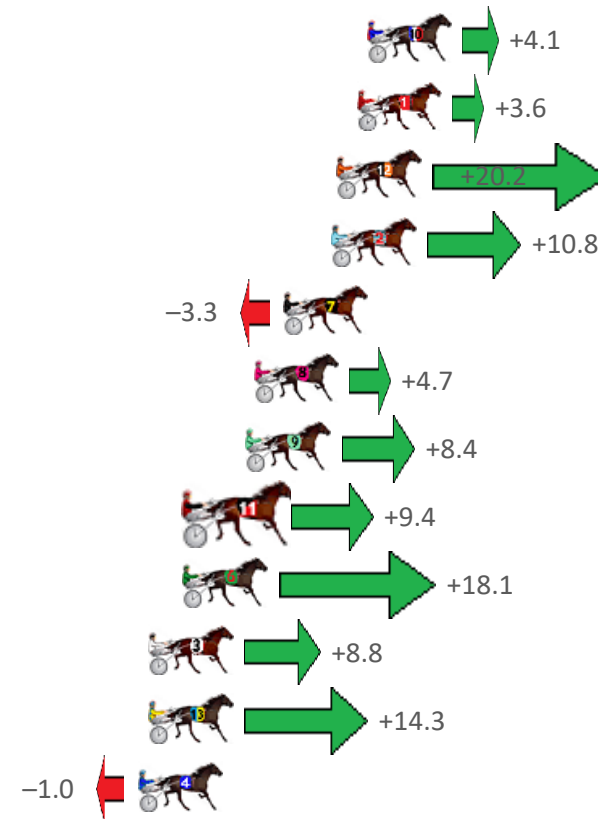
Melton Race 6 Distance 2240m

Saturday, 9 December 2023

Gross Time: 2:42.10 MileRate: 1:56.40 LeadTime: 45.10s First Qtr: 31.10s Second Qtr: 30.00s Third Qtr: 28.00s Fourth Qtr: 27.90s

NoHorse	Plc	Mar	800 Posi	400 Posi	Time	3rd Qtr	4th Qtr
10 MAGNETIC TERROR	1	0.0m	4.1m (1)	2.3m (1)	2:42.05	27.87s	27.69s
1 ILLAWONG AWESO	2	0.4m	4.0m (0)	4.0m (0)	2:42.10	28.00s	27.62s
12 CORRAVALLY STAR	3	1.2m	21.4m (1)	13.2m (2)	2:42.14	27.43s	27.03s
2 CEMETERY BAY	4	1.4m	12.2m (1)	10.3m (1)	2:42.16	27.87s	27.24s
7 VEE EM GEE MACRA	5	3.3m	0.0m (0)	0.0m (0)	2:42.30	28.00s	28.10s
8 GIPSY PRINCESS	6	4.5m	9.2m (0)	8.1m (0)	2:42.38	27.92s	27.62s
9 ROSARITO MISS	7	4.8m	13.2m (0)	12.1m (0)	2:42.41	27.92s	27.37s
11 FRANCO NOVELIST	8	6.8m	16.2m (1)	8.6m (2)	2:42.56	27.47s	27.77s
6 RUESLAN	9	7.3m	25.4m (1)	18.3m (2)	2:42.59	27.51s	27.12s
3 JOHN MCLEAN	10	8.7m	17.5m (0)	14.9m (1)	2:42.70	27.82s	27.46s
13 HES CHARLIES ANGE	11	8.7m	23.0m (0)	18.7m (1)	2:42.70	27.70s	27.20s
4 PESCI	12	9.1m	8.1m (1)	6.3m (1)	2:42.73	27.87s	28.09s

Finish Position and metres gained from 800m







Harness Analyser

Sectional Analysis Software – Not just a formguide!

www.facebook.com/PJHarnessRacing



RISE Digital, Harness Racing Australia nor the provider accepts any responsibility for the completeness or accuracy of any of the information contained herein, and makes no representations about its suitability for any particular purpose. Users should make their own judgements about those matters and/or seek independent advice. You assume all risks associated with use of data provided on this page

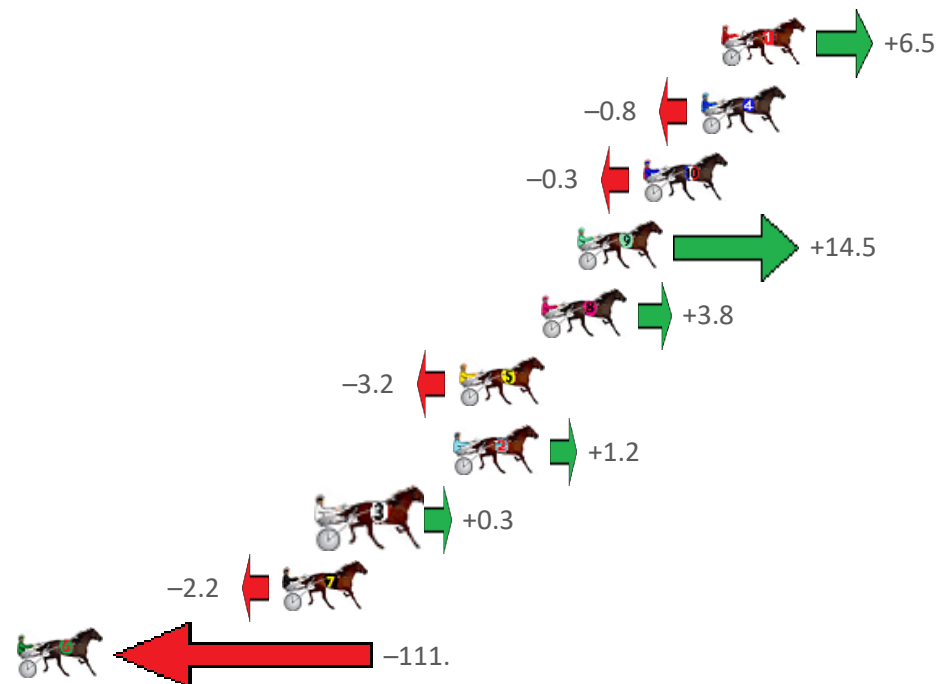
Melton Race 7 Distance 2240m

Saturday, 9 December 2023

Gross Time: 2:46.20 MileRate: 1:59.40 LeadTime: 46.50s First Qtr: 31.30s Second Qtr: 30.10s Third Qtr: 29.60s Fourth Qtr: 28.70s

NoHorse	Plc	Mar	800 Posi	400 Posi	Time	3rd Qtr	4th Qtr
1 ROYAL CHARLOTTE	1	0.0m	6.5m (0)	6.4m (0)	2:46.19	29.58s	28.23s
4 GOLDEN SUNSET	2	0.8m	0.0m (0)	0.0m (0)	2:46.26	29.60s	28.76s
10 HAMMERS LAW	3	3.1m	2.8m (1)	1.6m (1)	2:46.42	29.51s	28.80s
9 EGRET	4	5.7m	20.2m (1)	7.7m (2)	2:46.62	28.67s	28.57s
8 KYVALLEY HOTSPUR	5	7.1m	10.9m (0)	11.6m (0)	2:46.72	29.64s	28.38s
5 CENTRAL OTAGO	6	10.4m	7.2m (1)	7.1m (1)	2:46.97	29.59s	28.95s
2 NAKED AMBITION	7	10.6m	11.8m (1)	12.1m (1)	2:46.98	29.61s	28.60s
3 EBONYS AVENGER	8	15.6m	15.9m (1)	14.3m (2)	2:47.35	29.47s	28.82s
7 ANYWHERE HUGO	9	17.4m	15.2m (0)	16.3m (0)	2:47.49	29.66s	28.81s
6 HOT TO TROT	10	254.2m	142.4m (0)	168.6m (0)	3:05.14	31.34s	35.42s

Finish Position and metres gained from 800m



PJ Harness Analyser
Sectional Analysis Software - Not just a formguide!

www.facebook.com/PJHarnessRacing



RISE Digital, Harness Racing Australia nor the provider accepts any responsibility for the completeness or accuracy of any of the information contained herein, and makes no representations about its suitability for any particular purpose. Users should make their own judgements about those matters and/or seek independent advice. You assume all risks associated with use of data provided on this page

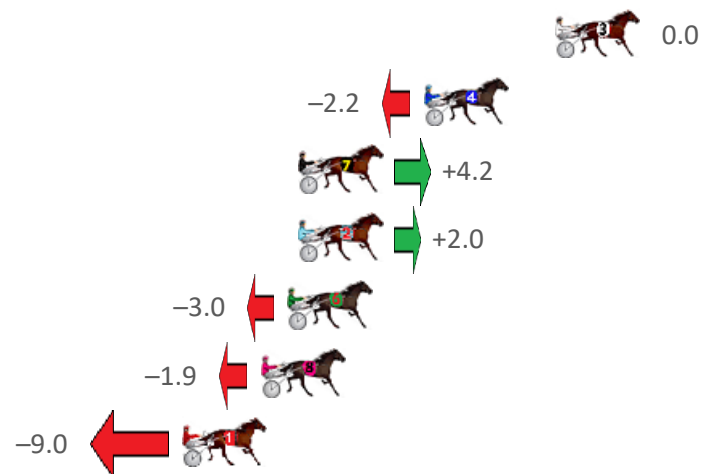
Melton Race 8 Distance 2240m

Saturday, 9 December 2023

Gross Time: 2:42.00 MileRate: 1:56.40 LeadTime: 46.10s First Qtr: 31.10s Second Qtr: 29.80s Third Qtr: 27.90s Fourth Qtr: 27.10s

NoHorse	Plc	Mar	800 Posi	400 Posi	Time	3rd Qtr	4th Qtr
3 IDEAL ESCAPE	1	0.0m	0.0m (0)	0.0m (0)	2:42.00	27.90s	27.10s
4 WHISKEY CAVALIER	2	5.2m	3.0m (1)	0.8m (1)	2:42.38	27.75s	27.42s
7 SANDAY	3	10.2m	14.4m (0)	15.2m (0)	2:42.75	27.94s	26.81s
2 MELANION	4	10.2m	12.2m (1)	11.7m (1)	2:42.76	27.85s	27.06s
6 DAYLIGHT AT DAWN	5	10.6m	7.6m (1)	6.4m (1)	2:42.79	27.81s	27.45s
8 ROARFORROSCOE	6	11.7m	9.8m (0)	11.1m (0)	2:42.87	27.98s	27.21s
1 YOUNGGIFTEDANDB	7	14.8m	5.8m (0)	7.0m (0)	2:43.10	27.98s	27.72s

Finish Position and metres gained from 800m



PJ Harness Analyser

Sectional Analysis Software - Not just a formguide!

www.facebook.com/PJHarnessRacing



RISE Digital, Harness Racing Australia nor the provider accepts any responsibility for the completeness or accuracy of any of the information contained herein, and makes no representations about its suitability for any particular purpose. Users should make their own judgements about those matters and/or seek independent advice. You assume all risks associated with use of data provided on this page

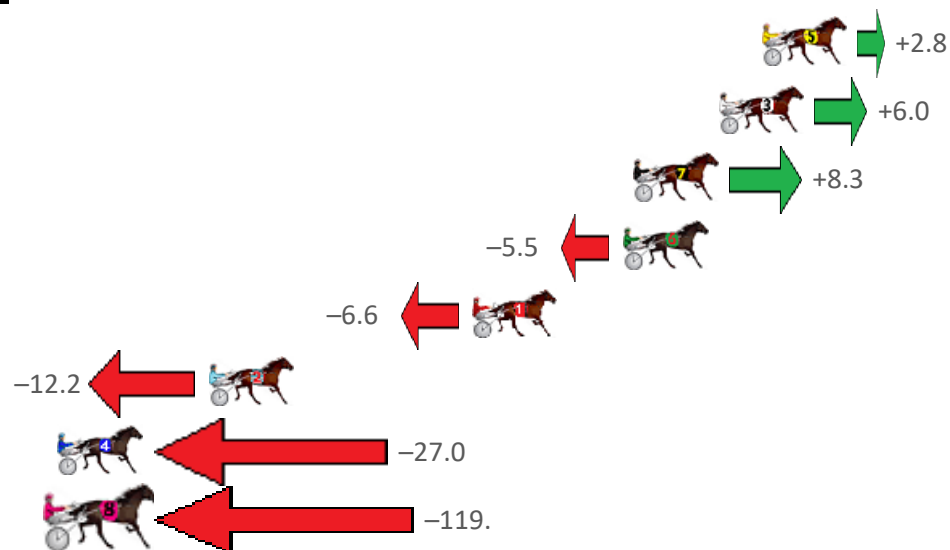
Melton Race 9 Distance 1720m

Saturday, 9 December 2023

Gross Time: 2:06.50 MileRate: 1:58.30 LeadTime: 7.30s First Qtr: 30.20s Second Qtr: 30.20s Third Qtr: 29.60s Fourth Qtr: 29.20s

NoHorse	Plc	Mar	800 Posi	400 Posi	Time	3rd Qtr	4th Qtr
5 QUEEN OF QUEBEC	1	0.0m	2.8m (1)	0.5m (1)	2:06.47	29.43s	29.13s
3 ALDEBARAN DEMI	2	1.7m	7.7m (1)	5.4m (1)	2:06.60	29.43s	28.90s
7 EL RESAMO	3	5.1m	13.4m (1)	10.6m (1)	2:06.85	29.39s	28.77s
6 KYVALLEYHONEYBU	4	5.5m	0.0m (0)	0.0m (0)	2:06.88	29.60s	29.58s
1 THE SARGENT	5	11.5m	4.9m (0)	4.4m (0)	2:07.33	29.56s	29.71s
2 CHINSKI	6	22.0m	9.8m (0)	10.4m (0)	2:08.11	29.64s	30.05s
4 LATRELL	7	66.7m	39.7m (0)	43.2m (0)	2:11.44	29.84s	30.98s
8 ALDEBARAN DINO	8	275.3m	155.7m (0)	182.8m (0)	2:27.00	31.50s	36.34s

Finish Position and metres gained from 800m



PJ Harness Analyser

Sectional Analysis Software - Not just a formguide!

www.facebook.com/PJHarnessRacing



RISE Digital, Harness Racing Australia nor the provider accepts any responsibility for the completeness or accuracy of any of the information contained herein, and makes no representations about its suitability for any particular purpose. Users should make their own judgements about those matters and/or seek independent advice. You assume all risks associated with use of data provided on this page