

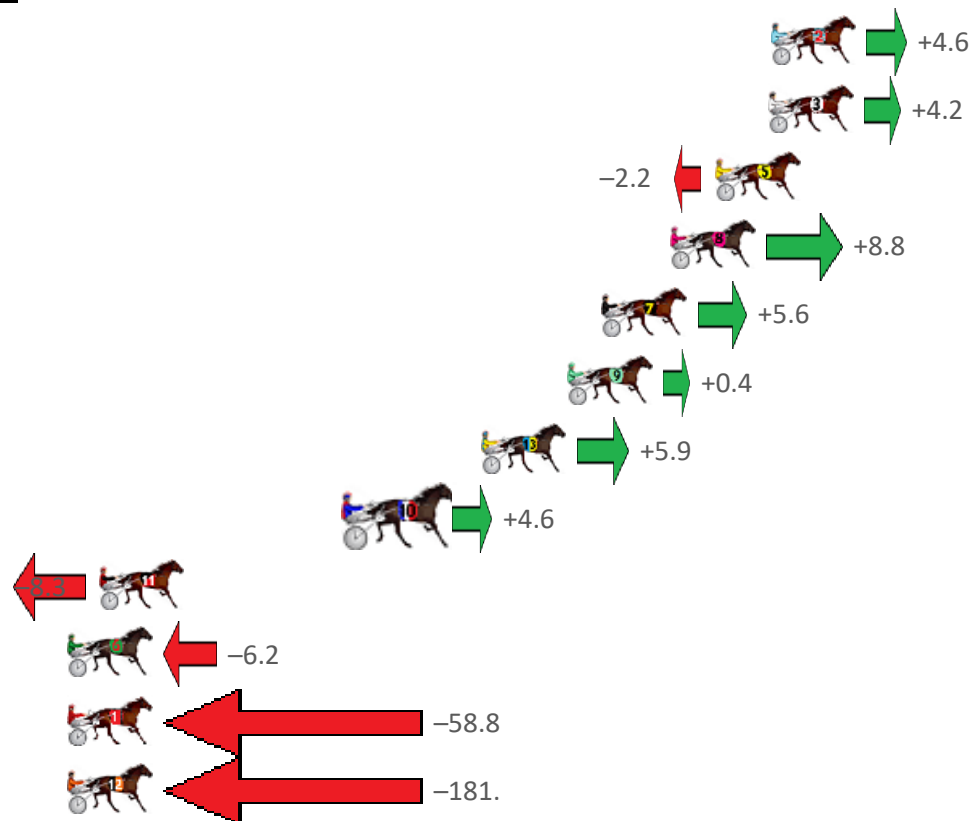
Melton Race 1 Distance 2240m

Saturday, 9 September 2023

Gross Time: 2:38.70 MileRate: 1:54.00 LeadTime: 42.20s First Qtr: 29.70s Second Qtr: 30.10s Third Qtr: 28.40s Fourth Qtr: 28.30s

NoHorse	Plc	Mar	800 Posi	400 Posi	Time	3rd Qtr	4th Qtr
2 TECHYS WATCHING	1	0.0m	4.6m (1)	1.0m (1)	2:38.70	28.14s	28.23s
3 PERFECT CLASS	2	0.1m	4.3m (0)	3.8m (0)	2:38.71	28.37s	28.04s
5 THE REAL SHERLOCK	3	2.2m	0.0m (0)	0.0m (0)	2:38.86	28.40s	28.46s
8 DANGEROUS	4	4.0m	12.8m (0)	15.1m (1)	2:39.00	28.57s	27.53s
7 TARDELLI	5	6.7m	12.3m (1)	8.9m (0)	2:39.20	28.16s	28.17s
9 OUR VINNIE	6	8.1m	8.5m (1)	5.2m (1)	2:39.30	28.17s	28.53s
13 DOUGS PLATTER	7	11.5m	17.4m (1)	8.0m (2)	2:39.56	27.74s	28.60s
10 SOHO MOONRAKER	8	16.5m	21.1m (2)	12.3m (2)	2:39.93	27.77s	28.67s
11 COOL NIGHT	9	26.7m	18.4m (0)	21.3m (0)	2:40.69	28.60s	28.79s
6 STAROFTHESHOW	10	30.7m	24.5m (1)	17.9m (2)	2:40.99	27.94s	29.33s
1 GOOD DAY	11	67.5m	8.7m (0)	12.8m (0)	2:43.73	28.69s	32.43s
12 ROYAL APPOINTMEN	12	204.4m	23.1m (0)	136.2m (0)	2:53.94	36.37s	33.94s

Finish Position and metres gained from 800m



PJ Harness Analyser
Sectional Analysis Software – Not just a formguide!

www.facebook.com/PJHarnessRacing



RISE Digital, Harness Racing Australia nor the provider accepts any responsibility for the completeness or accuracy of any of the information contained herein, and makes no representations about its suitability for any particular purpose. Users should make their own judgements about those matters and/or seek independent advice. You assume all risks associated with use of data provided on this page


Melton Race 2 Distance 2240m

Saturday, 9 September 2023

Gross Time: 2:39.50 MileRate: 1:54.60 LeadTime: 44.00s First Qtr: 29.30s Second Qtr: 30.70s Third Qtr: 27.80s Fourth Qtr: 27.70s

NoHorse	Plc	Mar	800 Posi	400 Posi	Time	3rd Qtr	4th Qtr
8 JOYFUL	1	0.0m	8.7m (0)	7.2m (1)	2:39.53	27.70s	27.23s
5 SAHARA BREEZE	2	4.7m	8.2m (1)	1.7m (1)	2:39.88	27.35s	27.97s
9 PARADISE VALLEY	3	14.0m	13.0m (0)	11.6m (0)	2:40.57	27.70s	27.97s
4 ELYSIAN JAY	4	17.2m	0.0m (0)	0.0m (0)	2:40.81	27.80s	29.01s
1 PERFECT IN PINK	5	17.8m	4.4m (0)	4.4m (0)	2:40.86	27.80s	28.76s
13 VEE EM GEE MACRA	6	23.9m	21.0m (2)	7.6m (2)	2:41.31	26.87s	28.99s
2 DELIGHTFULL TAMM	7	36.4m	17.4m (0)	17.8m (0)	2:42.25	27.83s	29.22s
6 NOTHINGBUTWAVES	8	40.2m	22.1m (0)	23.2m (0)	2:42.53	27.87s	29.13s
10 ON THE HUNT	9	40.9m	17.3m (1)	14.4m (3)	2:42.57	27.59s	29.78s
3 SOMETHIN BOUT EIL	10	41.0m	13.2m (1)	13.0m (2)	2:42.59	27.78s	29.90s
7 WINDY HILL TARA	11	42.7m	3.4m (1)	10.5m (1)	2:42.71	28.29s	30.18s
12 IVANA BYTHESEASID	12	61.2m	21.2m (1)	20.7m (1)	2:44.10	27.76s	30.87s

Finish Position and metres gained from 800m



PJ Harness Analyser

Sectional Analysis Software – Not just a formguide!

www.facebook.com/PJHarnessRacing



RISE Digital, Harness Racing Australia nor the provider accepts any responsibility for the completeness or accuracy of any of the information contained herein, and makes no representations about its suitability for any particular purpose. Users should make their own judgements about those matters and/or seek independent advice. You assume all risks associated with use of data provided on this page

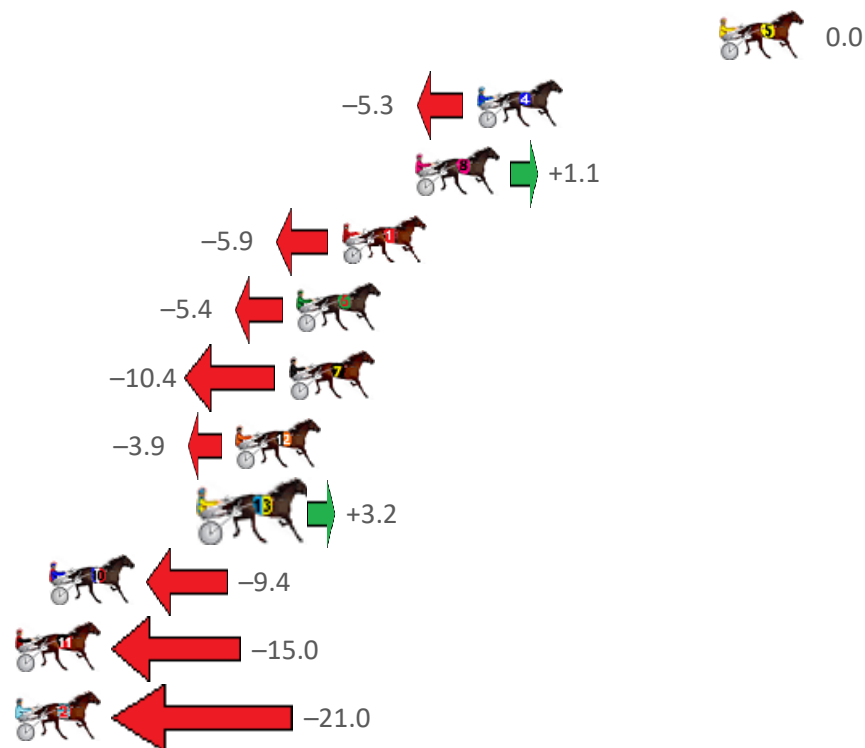
Melton Race 3 Distance 2240m

Saturday, 9 September 2023

Gross Time: 2:40.60 MileRate: 1:55.40 LeadTime: 44.60s First Qtr: 31.20s Second Qtr: 29.80s Third Qtr: 28.00s Fourth Qtr: 27.00s

NoHorse	Plc	Mar	800 Posi	400 Posi	Time	3rd Qtr	4th Qtr
5 EYETHINK	1	0.0m	0.0m (0)	0.0m (0)	2:40.64	28.00s	27.04s
4 ROARFORROSCOE	2	9.6m	4.3m (0)	4.8m (0)	2:41.35	28.03s	27.42s
8 HOT DEAL	3	12.1m	13.2m (0)	14.2m (0)	2:41.54	28.05s	26.97s
1 MISSED THE TRUTH	4	15.0m	9.1m (0)	10.1m (0)	2:41.76	28.06s	27.47s
6 EVER HOPING	5	16.8m	11.4m (1)	9.8m (1)	2:41.89	27.87s	27.62s
7 KHAF AJI	6	17.1m	6.7m (1)	5.8m (1)	2:41.91	27.93s	27.91s
12 ROCKNROLL WALLA	7	19.2m	15.3m (1)	14.2m (1)	2:42.07	27.90s	27.50s
13 INTEREST FREE	8	20.2m	23.4m (1)	8.7m (2)	2:42.14	26.97s	27.95s
10 PAS GUARANTEE	9	26.6m	17.2m (0)	18.5m (1)	2:42.62	28.07s	27.75s
11 BET ON THE TIGER	10	38.0m	23.0m (0)	23.9m (0)	2:43.47	28.03s	28.24s
2 VICTORTHEINFLECTO	11	40.6m	19.6m (1)	24.8m (1)	2:43.66	28.33s	28.36s

Finish Position and metres gained from 800m



PJ Harness Analyser
Sectional Analysis Software – Not just a formguide!

www.facebook.com/PJHarnessRacing



RISE Digital, Harness Racing Australia nor the provider accepts any responsibility for the completeness or accuracy of any of the information contained herein, and makes no representations about its suitability for any particular purpose. Users should make their own judgements about those matters and/or seek independent advice. You assume all risks associated with use of data provided on this page


Melton Race 4 Distance 2240m

Saturday, 9 September 2023

Gross Time: 2:43.80 MileRate: 1:57.70 LeadTime: 46.40s First Qtr: 29.10s Second Qtr: 30.40s Third Qtr: 29.90s Fourth Qtr: 28.00s

NoHorse	Plc	Mar	800 Posi	400 Posi	Time	3rd Qtr	4th Qtr
13 RUBINS PLIGHT	1	0.0m	22.0m (1)	13.4m (2)	2:43.80	29.23s	27.04s
12 SOLESSEO MATUCA	2	1.8m	2.2m (1)	1.4m (1)	2:43.93	29.83s	28.03s
4 HES CHARLIES ANGE	3	3.7m	0.0m (0)	0.0m (0)	2:44.07	29.90s	28.27s
8 ROYAL DIVISION	4	5.9m	8.6m (0)	12.1m (0)	2:44.24	30.13s	27.57s
5 DENNY ROCKS	5	10.2m	16.7m (0)	15.3m (1)	2:44.56	29.76s	27.66s
3 SWIZZLESTICK	6	12.5m	18.0m (1)	17.0m (2)	2:44.73	29.79s	27.71s
7 MAC CHEDDAR	7	13.4m	13.9m (1)	11.5m (1)	2:44.80	29.69s	28.17s
10 HELLO I TEA	8	14.2m	12.9m (0)	17.1m (0)	2:44.86	30.17s	27.83s
1 SCRITTORE	9	15.1m	4.4m (0)	8.3m (0)	2:44.93	30.18s	28.53s
6 MAJOR MAJOR	10	18.1m	10.3m (1)	9.2m (2)	2:45.15	29.80s	28.69s
9 CARLISLE CRUISER	11	20.5m	6.3m (1)	7.3m (1)	2:45.32	29.96s	28.99s

Finish Position and metres gained from 800m



PJ Harness Analyser

Sectional Analysis Software – Not just a formguide!

www.facebook.com/PJHarnessRacing



RISE Digital, Harness Racing Australia nor the provider accepts any responsibility for the completeness or accuracy of any of the information contained herein, and makes no representations about its suitability for any particular purpose. Users should make their own judgements about those matters and/or seek independent advice. You assume all risks associated with use of data provided on this page

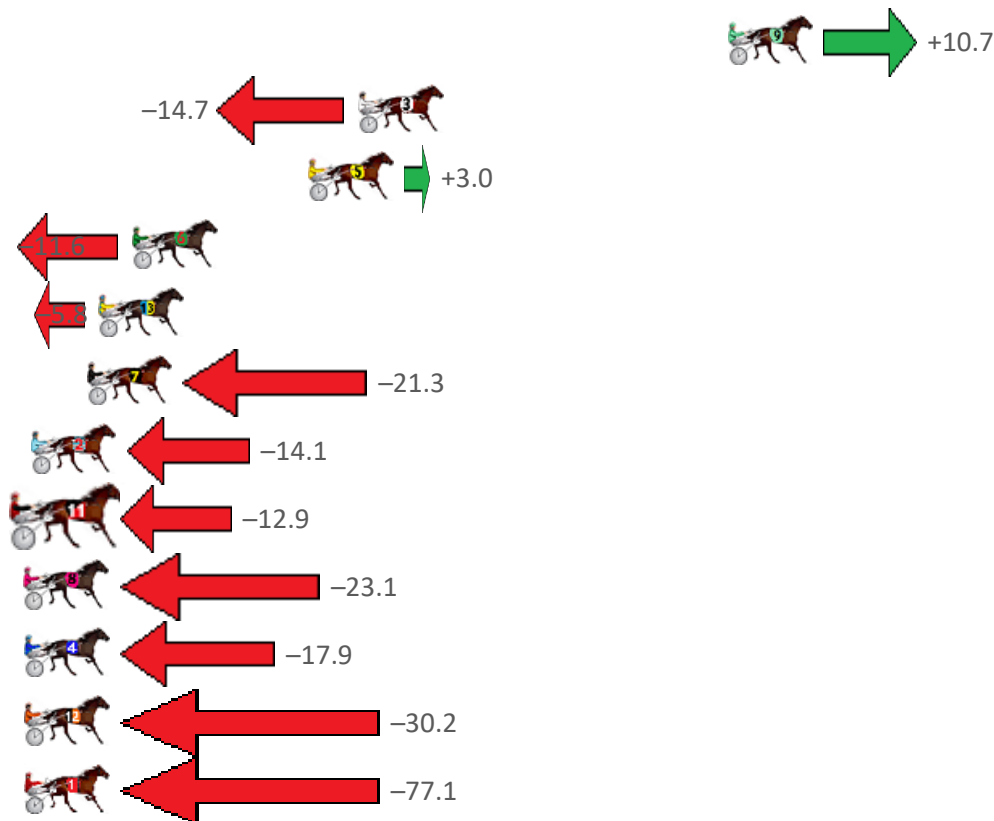
Melton Race 5 Distance 2240m

Saturday, 9 September 2023

Gross Time: 2:42.40 MileRate: 1:56.70 LeadTime: 43.70s First Qtr: 30.00s Second Qtr: 32.00s Third Qtr: 28.70s Fourth Qtr: 28.00s

NoHorse	Plc	Mar	800 Posi	400 Posi	Time	3rd Qtr	4th Qtr
9 RENEWAL	1	0.0m	10.7m (2)	0.0m (1)	2:42.38	27.94s	27.98s
3 DESTINY STRIDE	2	14.7m	0.0m (0)	0.5m (0)	2:43.48	28.73s	29.05s
5 ROCKNROLL SLOY	3	16.7m	19.7m (2)	7.5m (2)	2:43.62	27.83s	28.69s
6 OUR ROKU	4	23.7m	12.1m (1)	12.7m (2)	2:44.15	28.73s	28.85s
13 ROCKIN SAINT	5	25.0m	19.2m (0)	21.3m (1)	2:44.24	28.83s	28.34s
7 EUREKA JO	6	25.5m	4.2m (1)	5.7m (0)	2:44.28	28.81s	29.48s
2 OLIVIA ROSE	7	27.7m	13.6m (0)	24.2m (0)	2:44.45	29.43s	28.35s
11 SPIRIT OF PEARL	8	28.4m	15.5m (2)	4.3m (1)	2:44.50	27.90s	29.80s
8 SWEET VALERIA	9	32.5m	9.4m (0)	20.3m (0)	2:44.80	29.46s	28.97s
4 SHES A TINY DANCER	10	34.3m	16.4m (1)	16.6m (1)	2:44.94	28.70s	29.37s
12 ELUSIVE	11	38.6m	8.4m (1)	8.9m (1)	2:45.26	28.73s	30.23s
1 SOPHIES SCOOTER	12	81.7m	4.6m (0)	16.1m (0)	2:48.47	29.50s	32.94s

Finish Position and metres gained from 800m



PJ Harness Analyser

Sectional Analysis Software - Not just a formguide!

www.facebook.com/PJHarnessRacing



RISE Digital, Harness Racing Australia nor the provider accepts any responsibility for the completeness or accuracy of any of the information contained herein, and makes no representations about its suitability for any particular purpose. Users should make their own judgements about those matters and/or seek independent advice. You assume all risks associated with use of data provided on this page

Melton Race 6 Distance 2240m


Saturday, 9 September 2023

Gross Time: 2:41.20 MileRate: 1:55.80 LeadTime: 43.40s First Qtr: 31.60s Second Qtr: 29.80s Third Qtr: 29.20s Fourth Qtr: 27.20s

NoHorse	Plc	Mar	800 Posi	400 Posi	Time	3rd Qtr	4th Qtr
---------	-----	-----	----------	----------	------	---------	---------

13 DRAW A DREAM	1	0.0m	3.7m (1)	0.0m (1)	2:41.23	28.93s	27.23s
9 VIVACIOUS STRIDE	2	28.0m	12.8m (0)	12.1m (1)	2:43.32	29.12s	28.47s
1 LOOK LIKE DIAMOND	3	29.8m	8.7m (0)	8.9m (0)	2:43.45	29.19s	28.83s
12 IGNITE THE FIRE	4	30.8m	7.3m (1)	3.8m (1)	2:43.53	28.94s	29.27s
5 REMI LOU	5	35.7m	17.4m (0)	17.0m (0)	2:43.89	29.13s	28.70s
7 PARADIGM	6	37.2m	19.2m (1)	21.2m (2)	2:44.01	29.29s	28.53s
6 VAGUE BEAUTY	7	37.4m	0.0m (0)	0.7m (0)	2:44.02	29.25s	29.97s
10 PISTOL QUEEN	8	37.9m	21.5m (0)	21.3m (0)	2:44.06	29.13s	28.57s
4 LUVARESCHS	9	40.4m	4.1m (0)	5.0m (0)	2:44.24	29.25s	29.89s
3 TICK A LOCH	10	48.5m	15.5m (1)	17.3m (3)	2:44.85	29.29s	29.64s
8 ALL ITTOOK	11	57.0m	23.4m (1)	25.5m (1)	2:45.48	29.29s	29.69s
2 ALWAYSBMINNIE	12	58.5m	11.9m (1)	14.0m (2)	2:45.60	29.32s	30.62s

Finish Position and metres gained from 800m



PJ Harness Analyser

Sectional Analysis Software – Not just a formguide!

www.facebook.com/PJHarnessRacing



RISE Digital, Harness Racing Australia nor the provider accepts any responsibility for the completeness or accuracy of any of the information contained herein, and makes no representations about its suitability for any particular purpose. Users should make their own judgements about those matters and/or seek independent advice. You assume all risks associated with use of data provided on this page

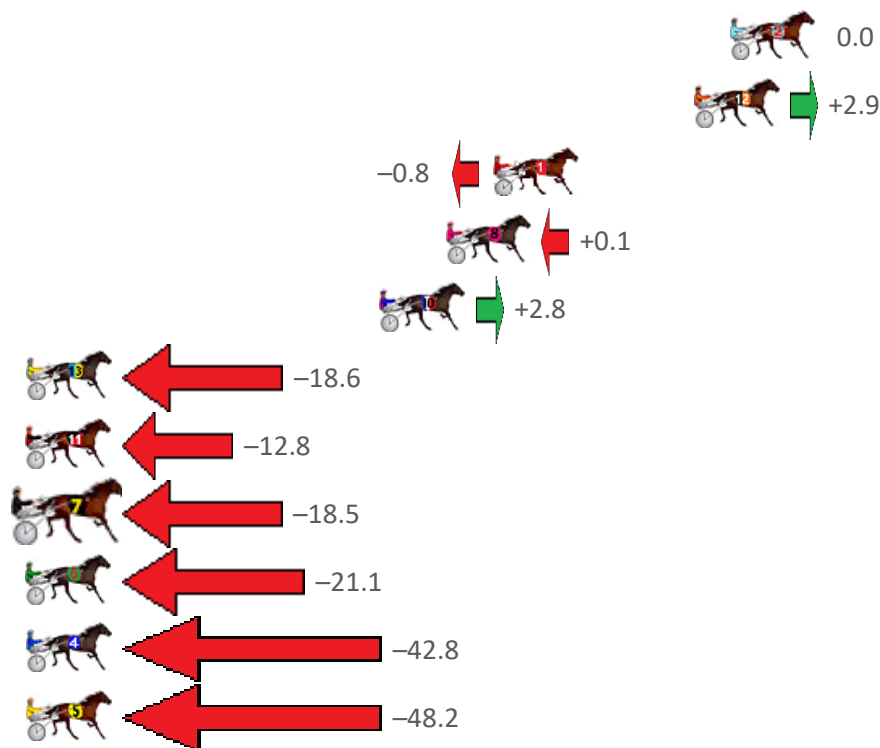
Melton Race 7 Distance 2240m

Saturday, 9 September 2023

Gross Time: 2:42.40 MileRate: 1:56.70 LeadTime: 46.90s First Qtr: 30.90s Second Qtr: 30.50s Third Qtr: 28.00s Fourth Qtr: 26.10s

NoHorse	Plc	Mar	800 Posi	400 Posi	Time	3rd Qtr	4th Qtr
2 STORMRYDER	1	0.0m	0.0m (0)	0.0m (0)	2:42.40	28.00s	26.10s
12 KINGMAN	2	1.4m	4.3m (0)	4.5m (0)	2:42.50	28.00s	25.90s
1 MIKI TO SUCCESS	3	9.4m	8.6m (0)	9.4m (0)	2:43.10	28.03s	26.17s
8 SOME AMERICAN	4	11.3m	11.4m (1)	2.9m (1)	2:43.25	27.40s	26.75s
10 BAY OF BISCAI	5	13.9m	16.7m (2)	7.0m (1)	2:43.44	27.30s	26.67s
13 COCOSDREAM	6	33.0m	14.4m (0)	15.3m (0)	2:44.86	28.03s	27.53s
11 RUDY GEE	7	37.2m	24.4m (1)	18.9m (1)	2:45.18	27.57s	27.61s
7 SPORTS NARRATOR	8	39.9m	21.4m (2)	14.3m (2)	2:45.38	27.47s	28.12s
6 PRIORITISE	9	48.9m	27.8m (2)	18.8m (2)	2:46.04	27.33s	28.48s
4 GRAYSON RED	10	61.9m	19.1m (0)	25.7m (1)	2:47.02	28.40s	28.99s
5 MAYWYN BONTON B	11	64.0m	15.8m (1)	11.9m (1)	2:47.17	27.70s	30.07s

Finish Position and metres gained from 800m



PJ Harness Analyser
Sectional Analysis Software – Not just a formguide!

www.facebook.com/PJHarnessRacing



RISE Digital, Harness Racing Australia nor the provider accepts any responsibility for the completeness or accuracy of any of the information contained herein, and makes no representations about its suitability for any particular purpose. Users should make their own judgements about those matters and/or seek independent advice. You assume all risks associated with use of data provided on this page

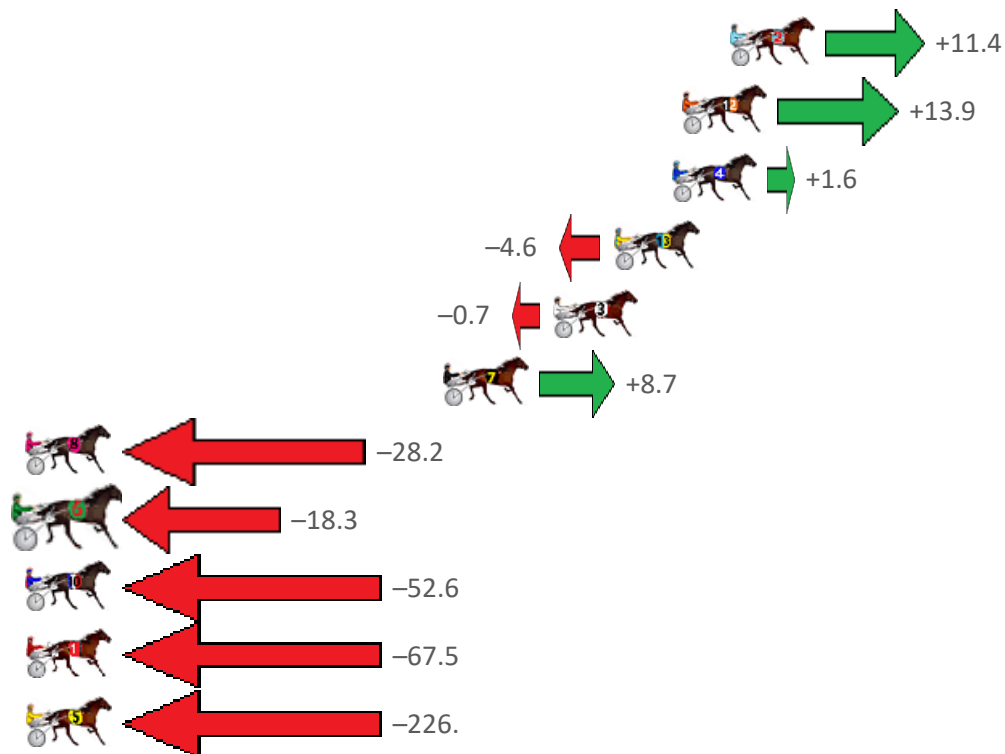
Melton Race 8 Distance 2240m

Saturday, 9 September 2023

Gross Time: 2:40.30 MileRate: 1:55.20 LeadTime: 43.70s First Qtr: 29.60s Second Qtr: 30.10s Third Qtr: 28.00s Fourth Qtr: 28.90s

NoHorse	Plc	Mar	800 Posi	400 Posi	Time	3rd Qtr	4th Qtr
2 OUR LUCIANO	1	0.0m	11.4m (1)	9.5m (0)	2:40.32	27.87s	28.25s
12 NO NOTTHEBUTTON	2	1.9m	15.8m (1)	9.8m (2)	2:40.46	27.60s	28.37s
4 CHART TOPPER	3	2.3m	3.9m (0)	3.8m (0)	2:40.49	28.00s	28.82s
13 WAR DAN BUDDY	4	4.6m	0.0m (0)	0.0m (0)	2:40.66	28.00s	29.26s
3 SERGEANT LOU	5	7.0m	6.3m (1)	4.7m (2)	2:40.84	27.90s	29.11s
7 IM SIR PATRICK	6	11.4m	20.1m (1)	15.1m (1)	2:41.16	27.67s	28.69s
8 ALOT LIKE LOUIE	7	42.6m	14.4m (0)	21.2m (1)	2:43.50	28.50s	30.60s
6 SIR JIMMY	8	43.2m	24.9m (1)	16.5m (2)	2:43.54	27.43s	30.98s
10 SOHO SPECTRE	9	55.0m	2.4m (1)	3.4m (1)	2:44.42	28.07s	32.78s
1 RED SHORES	10	76.6m	9.1m (0)	15.8m (0)	2:46.03	28.49s	33.51s
5 ZOOM ZOOM BOOM	11	249.8m	23.0m (0)	166.4m (0)	2:58.95	38.17s	35.78s

Finish Position and metres gained from 800m



PJ Harness Analyser
Sectional Analysis Software – Not just a formguide!

www.facebook.com/PJHarnessRacing



RISE Digital, Harness Racing Australia nor the provider accepts any responsibility for the completeness or accuracy of any of the information contained herein, and makes no representations about its suitability for any particular purpose. Users should make their own judgements about those matters and/or seek independent advice. You assume all risks associated with use of data provided on this page

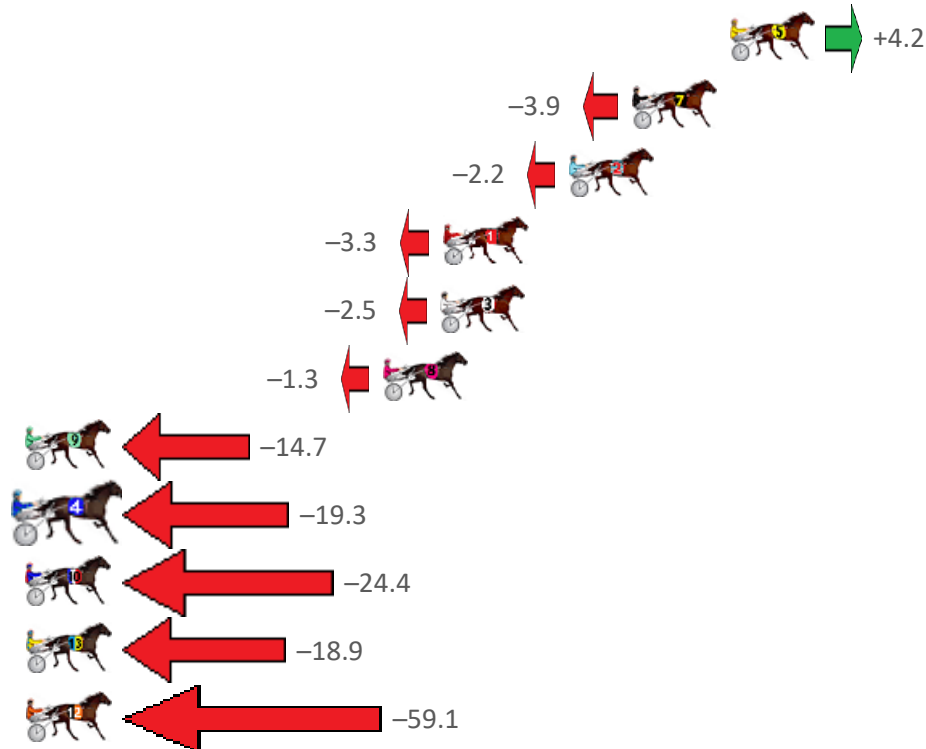
Melton Race 9 Distance 2240m

Saturday, 9 September 2023

Gross Time: 2:39.80 MileRate: 1:54.80 LeadTime: 45.20s First Qtr: 30.30s Second Qtr: 30.80s Third Qtr: 27.30s Fourth Qtr: 26.20s

NoHorse	Plc	Mar	800 Posi	400 Posi	Time	3rd Qtr	4th Qtr
5 AMORE VITA	1	0.0m	4.2m (1)	1.5m (1)	2:39.76	27.11s	26.06s
7 SOHO HISTORIA	2	3.9m	0.0m (0)	0.0m (0)	2:40.06	27.30s	26.46s
2 PETILLANTE	3	6.4m	4.2m (0)	3.9m (0)	2:40.24	27.27s	26.38s
1 FIAMMA	4	11.4m	8.1m (0)	8.0m (0)	2:40.61	27.28s	26.48s
3 MAJOR GRACE	5	11.5m	9.0m (1)	6.4m (1)	2:40.62	27.11s	26.59s
8 JUST HOPE	6	13.8m	12.5m (0)	12.5m (0)	2:40.79	27.28s	26.36s
9 ALWAYS BE CHLOE	7	31.2m	16.5m (0)	18.1m (0)	2:42.09	27.38s	27.29s
4 YOUNGGIFTEDANDB	8	36.3m	17.0m (1)	21.0m (1)	2:42.47	27.54s	27.47s
10 SOHO RHAPSODY	9	37.4m	13.0m (1)	13.5m (1)	2:42.55	27.31s	28.05s
13 DIAMOND SHOOZ	10	40.3m	21.4m (1)	24.9m (1)	2:42.77	27.50s	27.51s
12 JOELITA	11	79.5m	20.4m (0)	27.1m (0)	2:45.69	27.71s	30.29s

Finish Position and metres gained from 800m



PJ Harness Analyser

Sectional Analysis Software – Not just a formguide!

www.facebook.com/PJHarnessRacing



RISE Digital, Harness Racing Australia nor the provider accepts any responsibility for the completeness or accuracy of any of the information contained herein, and makes no representations about its suitability for any particular purpose. Users should make their own judgements about those matters and/or seek independent advice. You assume all risks associated with use of data provided on this page

Melton Race 10 Distance 2240m

Saturday, 9 September 2023


Gross Time: 2:39.40 MileRate: 1:54.50 LeadTime: 43.30s First Qtr: 31.70s Second Qtr: 28.80s Third Qtr: 28.60s Fourth Qtr: 27.00s

NoHorse	Plc	Mar	800 Posi	400 Posi	Time	3rd Qtr	4th Qtr
7 PETRACCA	1	0.0m 2.3m (1)	0.0m (0)	2:39.41	28.43s	27.01s	

Finish Position and metres gained from 800m



2 VIKING	2	19.7m 6.6m (1)	6.2m (1)	2:40.88	28.56s	28.05s
11 ROADMASTER	3	27.7m 13.2m (0)	17.2m (0)	2:41.48	28.85s	27.89s
12 MY UNCLE STAN	4	35.1m 18.3m (0)	21.7m (0)	2:42.03	28.80s	28.13s
10 LAYDEN	5	38.3m 9.0m (0)	13.2m (0)	2:42.27	28.87s	28.96s
4 BOLRAMSKI	6	39.4m 10.4m (1)	11.5m (1)	2:42.35	28.66s	29.15s
13 HESTHEONETOWATC	7	42.5m 24.0m (1)	20.2m (1)	2:42.57	28.29s	28.77s
1 LITTLE LOUIE	8	42.6m 0.0m (0)	4.4m (0)	2:42.59	28.90s	29.89s
8 CHEERSTOLOU	9	43.2m 4.8m (0)	8.7m (0)	2:42.63	28.86s	29.63s
5 CATALPA RESCUE	10	46.0m 19.2m (1)	17.3m (2)	2:42.84	28.43s	29.25s
3 ROSANNA REBEL	11	46.8m 14.6m (1)	13.4m (2)	2:42.90	28.49s	29.58s
6 OUR VINCENT CAN G	12	59.9m 25.9m (0)	30.0m (0)	2:43.88	28.83s	29.41s



PJ Harness Analyser

Sectional Analysis Software – Not just a formguide!

www.facebook.com/PJHarnessRacing



RISE Digital, Harness Racing Australia nor the provider accepts any responsibility for the completeness or accuracy of any of the information contained herein, and makes no representations about its suitability for any particular purpose. Users should make their own judgements about those matters and/or seek independent advice. You assume all risks associated with use of data provided on this page


Melton Race 11 Distance 2240m

Saturday, 9 September 2023

Gross Time: 2:40.90 MileRate: 1:55.60 LeadTime: 43.70s First Qtr: 31.90s Second Qtr: 29.90s Third Qtr: 27.60s Fourth Qtr: 27.80s

NoHorse	Plc	Mar	800 Posi	400 Posi	Time	3rd Qtr	4th Qtr
7 TALK TIME	1	0.0m	0.0m (0)	0.0m (0)	2:40.87	27.60s	27.77s
1 STAR CELEBRITY	2	1.8m	4.4m (0)	3.9m (0)	2:41.00	27.57s	27.63s
6 BLOOD MOON	3	7.8m	8.3m (0)	8.7m (0)	2:41.46	27.63s	27.76s
10 RAKERO REBEL	4	11.5m	15.8m (1)	15.9m (2)	2:41.74	27.61s	27.55s
11 DANNEMORA	5	12.1m	3.4m (1)	2.4m (1)	2:41.78	27.53s	28.52s
13 MITZI SAID	6	16.1m	19.9m (1)	20.3m (2)	2:42.07	27.63s	27.58s
8 MYKORONA	7	19.6m	12.3m (0)	13.1m (0)	2:42.34	27.66s	28.34s
5 NONPARREIL	8	22.0m	21.9m (0)	22.2m (0)	2:42.51	27.63s	27.88s
4 HERESHECOMESSAS	9	23.5m	11.8m (1)	13.0m (1)	2:42.62	27.69s	28.62s
3 HIGH PROFILE	10	32.6m	7.8m (1)	7.7m (1)	2:43.30	27.59s	29.67s
2 SASSINESS	11	32.7m	16.3m (0)	17.4m (0)	2:43.31	27.68s	29.01s
9 WHATADELIGHT	12	42.3m	25.3m (1)	25.0m (2)	2:44.03	27.59s	29.21s

Finish Position and metres gained from 800m



PJ Harness Analyser
Sectional Analysis Software – Not just a formguide!

www.facebook.com/PJHarnessRacing



RISE Digital, Harness Racing Australia nor the provider accepts any responsibility for the completeness or accuracy of any of the information contained herein, and makes no representations about its suitability for any particular purpose. Users should make their own judgements about those matters and/or seek independent advice. You assume all risks associated with use of data provided on this page


Melton Race 12 Distance 2240m

Saturday, 9 September 2023

Gross Time: 2:43.40 MileRate: 1:57.40 LeadTime: 45.70s First Qtr: 31.10s Second Qtr: 30.80s Third Qtr: 28.80s Fourth Qtr: 27.00s

NoHorse	Plc	Mar	800 Posi	400 Posi	Time	3rd Qtr	4th Qtr
2 SWEET BELLA	1	0.0m	0.0m (0)	0.0m (0)	2:43.43	28.80s	27.03s
10 SOHO SERAPHINE	2	2.3m	4.0m (1)	3.7m (1)	2:43.60	28.77s	26.94s
1 SURFINGMAKESCE	3	4.3m	4.5m (0)	5.2m (0)	2:43.75	28.84s	26.99s
8 CHERMEAR PRINCES	4	16.4m	8.6m (0)	9.5m (0)	2:44.66	28.84s	27.60s
11 MATRIART	5	17.8m	13.1m (0)	13.4m (0)	2:44.76	28.79s	27.43s
6 CHYNCHILLA	6	18.5m	13.1m (1)	12.3m (2)	2:44.81	28.72s	27.56s
13 IDEAL ASSASSIN	7	20.2m	17.3m (0)	17.7m (0)	2:44.94	28.79s	27.31s
5 KEAYANG BLUE JEAN	8	23.1m	21.9m (0)	21.6m (0)	2:45.15	28.73s	27.25s
12 CHIRRIPO	9	27.3m	26.1m (1)	25.2m (1)	2:45.46	28.68s	27.32s
9 LITTLE MISS LILY	10	27.4m	8.2m (1)	10.1m (1)	2:45.47	28.91s	28.37s
4 CREDULOUS	11	29.0m	21.9m (1)	21.0m (1)	2:45.59	28.69s	27.73s
3 PARIS PRINCESS	12	36.5m	17.3m (1)	17.3m (1)	2:46.15	28.76s	28.55s

Finish Position and metres gained from 800m



PJ Harness Analyser
Sectional Analysis Software – Not just a formguide!

www.facebook.com/PJHarnessRacing



RISE Digital, Harness Racing Australia nor the provider accepts any responsibility for the completeness or accuracy of any of the information contained herein, and makes no representations about its suitability for any particular purpose. Users should make their own judgements about those matters and/or seek independent advice. You assume all risks associated with use of data provided on this page