

# Melton Race 1 Distance 1720m

Friday, 9 August 2024

Gross Time: 2:02.30

MileRate: 1:54.40

LeadTime: 7.00s

First Qtr: 29.40s

Second Qtr: 29.60s

Third Qtr: 28.50s


Fourth Qtr: 27.80s

DATA TABLE: 800 / 400 Posi's are position from leader and (how wide the horse was at that position)

No	Horse	Plc	Mar	800 Posi	400 Posi	Time	3rd Qtr	4th Qt
9	TIGER BAND WAGON	1	0.0m	1.6m (1)	1.6m (1)	2:02.30	28.50s	27.69s
5	LOTTIE MOON	2	1.6m	5.8m (1)	5.8m (1)	2:02.42	28.50s	27.51s
3	SPIRIT OF PEARL	3	1.8m	0.0m (0)	0.0m (0)	2:02.43	28.50s	27.92s
8	HUGO MAGUIRE	4	4.8m	8.0m (0)	8.2m (0)	2:02.65	28.51s	27.57s
1	ASMILEANDAWINX	5	5.5m	3.8m (0)	4.2m (0)	2:02.70	28.53s	27.89s
7	COOL NIGHT	6	9.9m	18.6m (1)	14.8m (1)	2:03.02	28.23s	27.46s
6	MAXNJAX	7	10.0m	23.4m (1)	20.4m (1)	2:03.03	28.28s	27.08s
2	SASSYOLA	8	13.3m	13.8m (1)	12.6m (2)	2:03.27	28.42s	27.85s
4	THE SPORTZ STAR	9	15.3m	9.6m (1)	10.2m (1)	2:03.42	28.55s	28.15s

## Finish Position and metres gained

First Arrow shows distance gain/loss from 2nd Qtr to 3rd Qtr,  
Second Arrow shows distance gain/loss from 3rd Qtr to Finish  
Blue arrow indicates best gain in these quarters.



Visual positions in race at 2nd Quarter



Visual positions in race at 3rd Quarter



Powered by



Harness Analyser

Sectional Analysis Software

Not just form | Free Trial

[www.facebook.com/PJHarnessRacing](https://www.facebook.com/PJHarnessRacing)



RISE Digital, Harness Racing Australia nor the provider accepts any responsibility for the completeness or accuracy of any of the information contained herein, and makes no representations about its suitability for any particular purpose. Users should make their own judgements about those matters and/or seek independent advice. You assume all risks associated with use of data provided on this page

# Melton Race 2 Distance 1720m

Friday, 9 August 2024


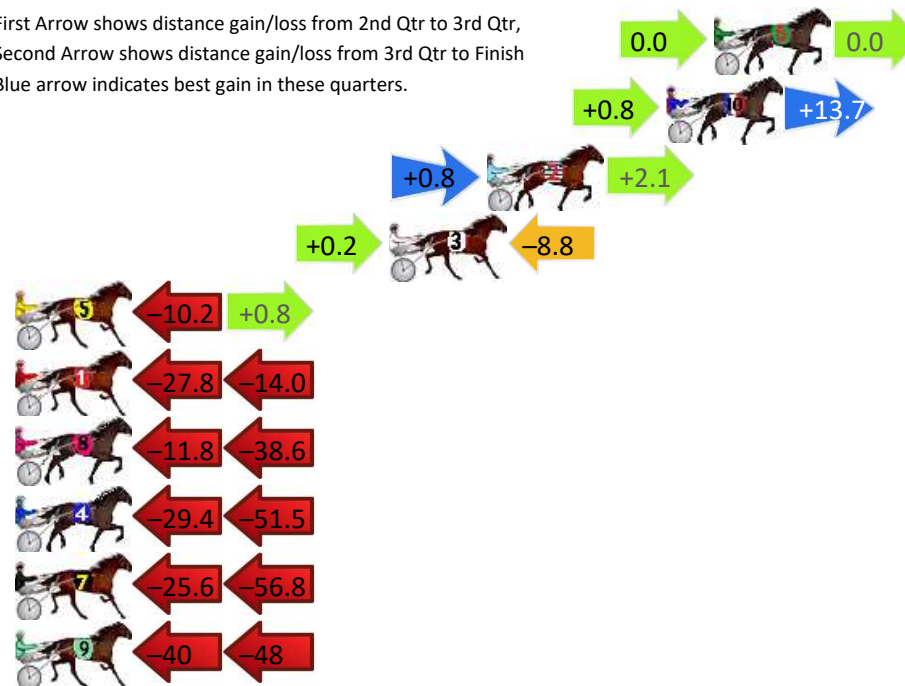
Gross Time: 2:07.00 MileRate: 1:58.80 LeadTime: 7.80s First Qtr: 30.80s Second Qtr: 29.60s Third Qtr: 29.20s Fourth Qtr: 29.60s

DATA TABLE: 800 / 400 Posi's are position from leader and (how wide the horse was at that position)

No	Horse	Plc	Mar	800 Posi	400 Posi	Time	3rd Qtr	4th Qt
6	I AM HARRO	1	0.0m	0.0m (0)	0.0m (0)	2:07.00	29.20s	29.60s
10	ULTIMATE TESS	2	1.9m	16.4m (0)	15.6m (1)	2:07.15	29.15s	28.59s
2	DREAMS OF LOVE	3	9.1m	12.0m (0)	11.2m (0)	2:07.71	29.14s	29.45s
3	EXALTED LADY	4	13.0m	4.4m (0)	4.2m (0)	2:08.01	29.18s	30.25s
5	KYVALLEY MUGSY	5	37.6m	28.2m (1)	38.4m (0)	2:09.92	29.95s	29.54s
1	RINGER WELLS	6	63.2m	21.4m (1)	49.2m (1)	2:11.90	31.22s	30.63s
8	ALABAMA DELTA	7	93.6m	43.2m (0)	55.0m (1)	2:14.26	30.04s	32.44s
4	BET BET HOTSHOT	8	106.5m	25.6m (0)	55.0m (0)	2:15.26	31.32s	33.39s
7	ALABAMA MAY	9	116.8m	34.4m (1)	60.0m (0)	2:16.06	31.04s	33.78s
9	SAYDIE	10	197.4m	110.0m (0)	150.0m (0)	2:22.32	32.10s	33.09s

## Finish Position and metres gained

First Arrow shows distance gain/loss from 2nd Qtr to 3rd Qtr,  
Second Arrow shows distance gain/loss from 3rd Qtr to Finish  
Blue arrow indicates best gain in these quarters.



# Melton Race 3 Distance 2240m

Friday, 9 August 2024

Gross Time: 2:46.80

MileRate: 1:59.80

LeadTime: 47.10s

First Qtr: 31.40s

Second Qtr: 31.20s

Third Qtr: 28.80s

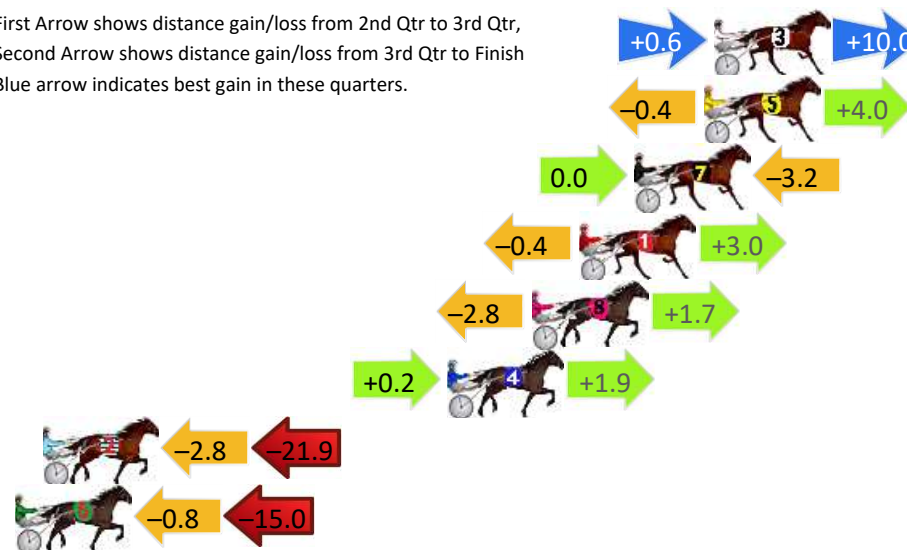
Fourth Qtr: 28.30s

DATA TABLE: 800 / 400 Posi's are position from leader and (how wide the horse was at that position)

NoHorse	Plc	Mar	800 Posi	400 Posi	Time	3rd Qtr	4th Qt
3 KEAYANG GUCCI	1	0.0m	10.6m (1)	10.0m (2)	2:46.80	28.75s	27.60s
5 SOSO MAJESTIC	2	0.4m	4.0m (0)	4.4m (0)	2:46.83	28.83s	28.02s
7 MCGEE	3	3.2m	0.0m (0)	0.0m (0)	2:47.04	28.80s	28.53s
1 YOU NO ILL BE LATE	4	5.4m	8.0m (0)	8.4m (0)	2:47.20	28.83s	28.09s
8 FOUROUTOFFIVE	5	7.3m	6.2m (1)	9.0m (1)	2:47.34	29.00s	28.18s
4 BULLAPARK BENO	6	10.7m	12.8m (0)	12.6m (0)	2:47.60	28.78s	28.17s
2 AARDIES PEAK	7	26.9m	2.2m (1)	5.0m (1)	2:48.80	29.01s	29.84s
6 STOCKMAN PETER	8	30.8m	15.0m (1)	15.8m (2)	2:49.09	28.87s	29.36s

## Finish Position and metres gained

First Arrow shows distance gain/loss from 2nd Qtr to 3rd Qtr,  
Second Arrow shows distance gain/loss from 3rd Qtr to Finish  
Blue arrow indicates best gain in these quarters.



800

Visual positions in race at 2nd Quarter



400

Visual positions in race at 3rd Quarter



Powered by



Harness Analyser

Sectional Analysis Software

Not just form | Free Trial

[www.facebook.com/PJHarnessRacing](http://www.facebook.com/PJHarnessRacing)



RISE Digital, Harness Racing Australia nor the provider accepts any responsibility for the completeness or accuracy of any of the information contained herein, and makes no representations about its suitability for any particular purpose. Users should make their own judgements about those matters and/or seek independent advice. You assume all risks associated with use of data provided on this page

# Melton Race 4 Distance 1720m

Friday, 9 August 2024

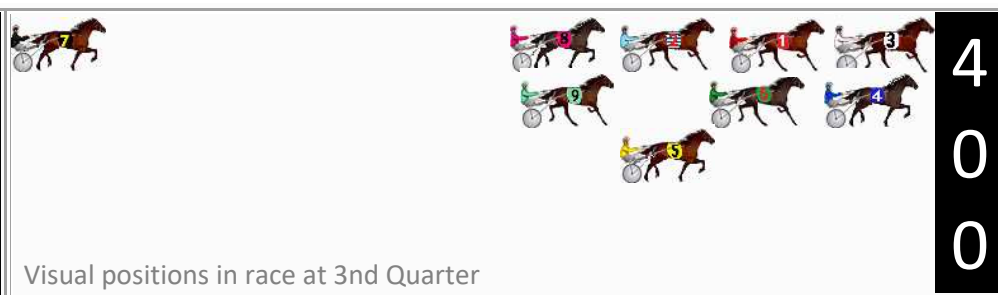

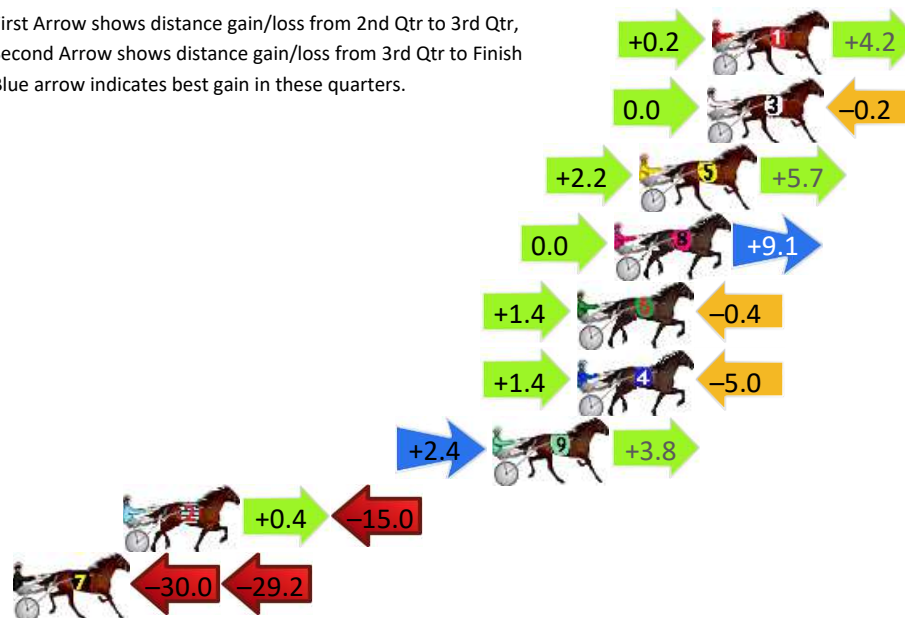
Gross Time: 2:07.20 MileRate: 1:59.00 LeadTime: 7.90s First Qtr: 29.90s Second Qtr: 31.00s Third Qtr: 29.90s Fourth Qtr: 28.50s

DATA TABLE: 800 / 400 Posi's are position from leader and (how wide the horse was at that position)

No	Horse	Plc	Mar	800 Posi	400 Posi	Time	3rd Qtr	4th Qt
1	SASSY GALLEON	1	0.0m	4.4m (0)	4.2m (0)	2:07.20	29.88s	28.20s
3	CLAUDYS HERO	2	0.2m	0.0m (0)	0.0m (0)	2:07.21	29.90s	28.51s
5	SKY FLAIR	3	2.9m	10.8m (1)	8.6m (2)	2:07.42	29.73s	28.10s
8	VYTIS	4	3.9m	13.0m (0)	13.0m (0)	2:07.49	29.88s	27.86s
6	NIPOTINA	5	5.4m	6.4m (1)	5.0m (1)	2:07.60	29.80s	28.53s
4	MYSTERY FRED	6	5.4m	1.8m (1)	0.4m (1)	2:07.60	29.81s	28.85s
9	KARBINE	7	8.8m	15.0m (1)	12.6m (1)	2:07.86	29.72s	28.23s
2	SNICKERS EXPRESS	8	23.6m	9.0m (0)	8.6m (0)	2:08.97	29.90s	29.56s
7	CARLA PIXIE	9	149.2m	90.0m (0)	120.0m (0)	2:18.37	32.13s	30.57s

## Finish Position and metres gained

First Arrow shows distance gain/loss from 2nd Qtr to 3rd Qtr,  
Second Arrow shows distance gain/loss from 3rd Qtr to Finish  
Blue arrow indicates best gain in these quarters.





# Melton Race 5 Distance 2240m

Friday, 9 August 2024

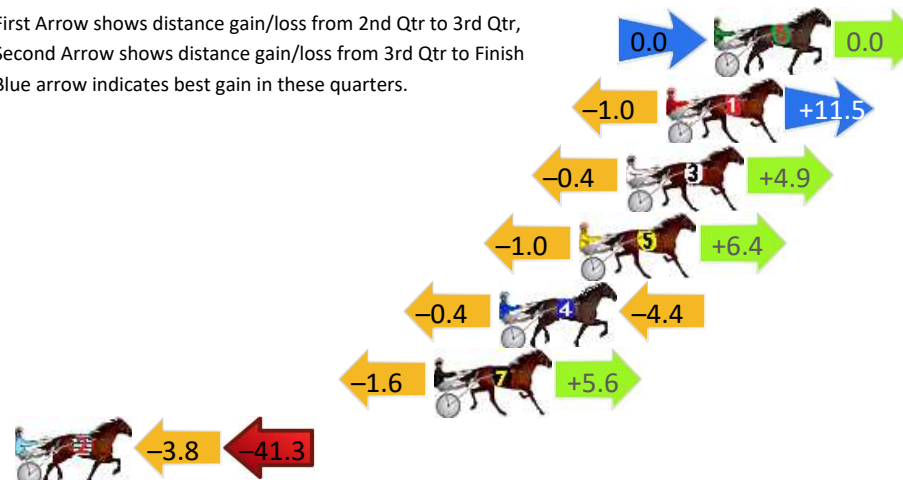
Gross Time: 2:49.40 MileRate: 2:01.70 LeadTime: 47.70s First Qtr: 33.40s Second Qtr: 31.20s Third Qtr: 28.90s Fourth Qtr: 28.20s

DATA TABLE: 800 / 400 Posi's are position from leader and (how wide the horse was at that position)

No	Horse	Plc	Mar	800 Posi	400 Posi	Time	3rd Qtr	4th Qt
6	PINNIE	1	0.0m	0.0m (0)	0.0m (0)	2:49.40	28.90s	28.20s
1	JILLIBY BALLERINI	2	1.9m	12.4m (0)	13.4m (0)	2:49.54	28.96s	27.39s
3	IKIGAI	3	3.5m	8.0m (0)	8.4m (0)	2:49.66	28.92s	27.86s
5	KYVALLEY MICHAEL	4	5.4m	10.8m (1)	11.8m (2)	2:49.80	28.97s	27.75s
4	MAGIC LAW	5	8.6m	3.8m (0)	4.2m (0)	2:50.04	28.93s	28.51s
7	ROCKY VALLEY	6	11.2m	15.2m (1)	16.8m (2)	2:50.23	29.01s	27.81s
2	CADENCE LANE	7	51.7m	6.6m (1)	10.4m (1)	2:53.23	29.21s	31.10s

## Finish Position and metres gained

First Arrow shows distance gain/loss from 2nd Qtr to 3rd Qtr,  
Second Arrow shows distance gain/loss from 3rd Qtr to Finish  
Blue arrow indicates best gain in these quarters.



800

Visual positions in race at 2nd Quarter



400

Visual positions in race at 3rd Quarter



Powered by



Harness Analyser

Sectional Analysis Software

Not just form | Free Trial

[www.facebook.com/PJHarnessRacing](https://www.facebook.com/PJHarnessRacing)



RISE Digital, Harness Racing Australia nor the provider accepts any responsibility for the completeness or accuracy of any of the information contained herein, and makes no representations about its suitability for any particular purpose. Users should make their own judgements about those matters and/or seek independent advice. You assume all risks associated with use of data provided on this page

# Melton Race 6 Distance 1720m

Friday, 9 August 2024

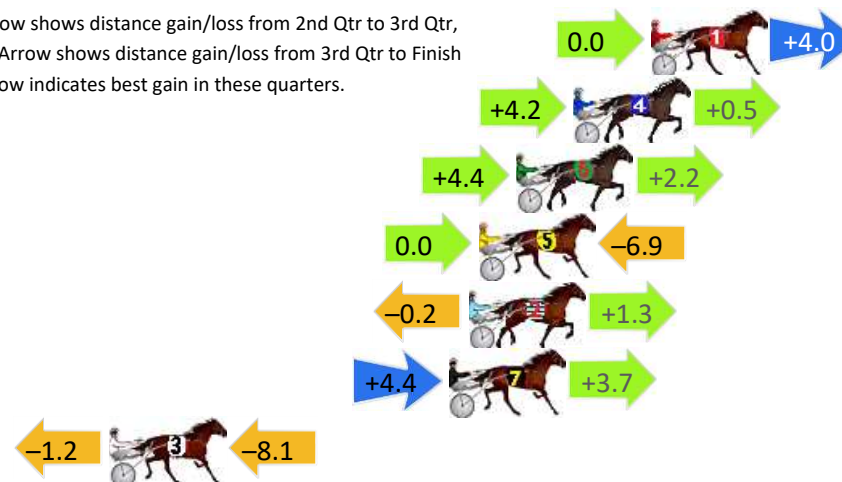
Gross Time: 2:07.40 MileRate: 1:59.20 LeadTime: 7.60s First Qtr: 29.30s Second Qtr: 33.20s Third Qtr: 29.40s Fourth Qtr: 27.90s

DATA TABLE: 800 / 400 Posi's are position from leader and (how wide the horse was at that position)


NoHorse	Plc	Mar	800 Posi	400 Posi	Time	3rd Qtr	4th Qt
1 YNOBE NOVA	1	0.0m	4.0m (0)	4.0m (0)	2:07.40	29.39s	27.62s
4 REALLY SMARTIE	2	3.1m	7.8m (1)	3.6m (1)	2:07.63	29.10s	27.87s
6 RESURRECTS	3	5.4m	12.0m (1)	7.6m (1)	2:07.80	29.08s	27.75s
5 SPECULATOR	4	6.9m	0.0m (0)	0.0m (0)	2:07.91	29.41s	28.38s
2 RIGHTEOUSLY	5	7.3m	8.4m (0)	8.6m (0)	2:07.94	29.41s	27.81s
7 AUSSIEPRIDE	6	8.1m	16.2m (1)	11.8m (1)	2:07.99	29.08s	27.64s
3 LOOKING FROM ABOVE	7	21.7m	12.4m (0)	13.6m (0)	2:08.99	29.50s	28.46s

## Finish Position and metres gained

First Arrow shows distance gain/loss from 2nd Qtr to 3rd Qtr,  
Second Arrow shows distance gain/loss from 3rd Qtr to Finish  
Blue arrow indicates best gain in these quarters.



Visual positions in race at 2nd Quarter



Visual positions in race at 3rd Quarter



# Melton Race 7 Distance 1720m

Friday, 9 August 2024


Gross Time: 2:05.10 MileRate: 1:57.00 LeadTime: 7.10s First Qtr: 28.40s Second Qtr: 29.40s Third Qtr: 29.60s Fourth Qtr: 30.60s

DATA TABLE: 800 / 400 Posi's are position from leader and (how wide the horse was at that position)

NoHorse	Plc	Mar	800 Posi	400 Posi	Time	3rd Qtr	4th Qt
3 ARCHAA	1	0.0m	12.6m (1)	11.2m (2)	2:05.10	29.51s	29.75s
7 NAI HARN BAY	2	2.2m	0.0m (0)	0.0m (0)	2:05.28	29.60s	30.77s
2 SPUN SILVER	3	3.6m	4.0m (0)	4.4m (0)	2:05.39	29.63s	30.54s
6 ADMIRALOFTHEFLEET	4	3.9m	4.4m (1)	3.8m (1)	2:05.41	29.55s	30.61s
5 REALLY CAMPBELL	5	6.9m	17.4m (1)	15.0m (0)	2:05.65	29.43s	29.98s
1 HER MADGEJESTY	6	10.1m	8.2m (0)	9.4m (0)	2:05.91	29.69s	30.65s
4 SUPER CODE	7	21.1m	8.2m (1)	15.0m (2)	2:06.79	30.10s	31.06s

## Finish Position and metres gained

First Arrow shows distance gain/loss from 2nd Qtr to 3rd Qtr,  
Second Arrow shows distance gain/loss from 3rd Qtr to Finish  
Blue arrow indicates best gain in these quarters.



800

Visual positions in race at 2nd Quarter



400

Visual positions in race at 3rd Quarter



Powered by



Harness Analyser

Sectional Analysis Software

Not just form | Free Trial

[www.facebook.com/PJHarnessRacing](http://www.facebook.com/PJHarnessRacing)



RISE Digital, Harness Racing Australia nor the provider accepts any responsibility for the completeness or accuracy of any of the information contained herein, and makes no representations about its suitability for any particular purpose. Users should make their own judgements about those matters and/or seek independent advice. You assume all risks associated with use of data provided on this page

# Melton Race 8 Distance 1720m

Friday, 9 August 2024

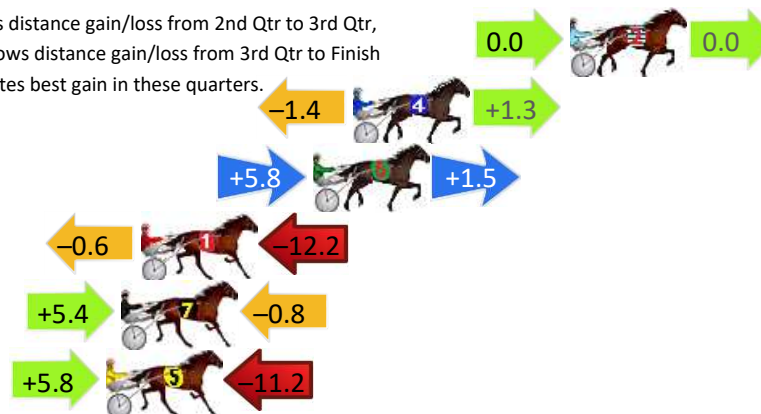
Gross Time: 2:05.60 MileRate: 1:57.50 LeadTime: 7.30s First Qtr: 30.10s Second Qtr: 31.00s Third Qtr: 29.30s Fourth Qtr: 27.90s

DATA TABLE: 800 / 400 Posi's are position from leader and (how wide the horse was at that position)

NoHorse	Plc	Mar	800 Posi	400 Posi	Time	3rd Qtr	4th Qt
2 PERCESSION	1	0.0m	0.0m (0)	0.0m (0)	2:05.60	29.30s	27.90s
4 PINK SCOOTER	2	8.7m	8.6m (0)	10.0m (0)	2:06.24	29.40s	27.81s
6 ALAMO	3	10.3m	17.6m (0)	11.8m (1)	2:06.36	28.89s	27.80s
1 ITSALLGEE	4	17.2m	4.4m (0)	5.0m (0)	2:06.86	29.36s	28.75s
7 HEY GIGI	5	18.0m	22.6m (0)	17.2m (0)	2:06.92	28.92s	27.96s
5 OLIVER SHARK	6	18.6m	13.2m (0)	7.4m (1)	2:06.96	28.91s	28.68s

## Finish Position and metres gained

First Arrow shows distance gain/loss from 2nd Qtr to 3rd Qtr,  
Second Arrow shows distance gain/loss from 3rd Qtr to Finish  
Blue arrow indicates best gain in these quarters.



800

Visual positions in race at 2nd Quarter



400

Visual positions in race at 3rd Quarter



Powered by



Harness Analyser

Sectional Analysis Software

Not just form | Free Trial

[www.facebook.com/PJHarnessRacing](http://www.facebook.com/PJHarnessRacing)



RISE Digital, Harness Racing Australia nor the provider accepts any responsibility for the completeness or accuracy of any of the information contained herein, and makes no representations about its suitability for any particular purpose. Users should make their own judgements about those matters and/or seek independent advice. You assume all risks associated with use of data provided on this page