

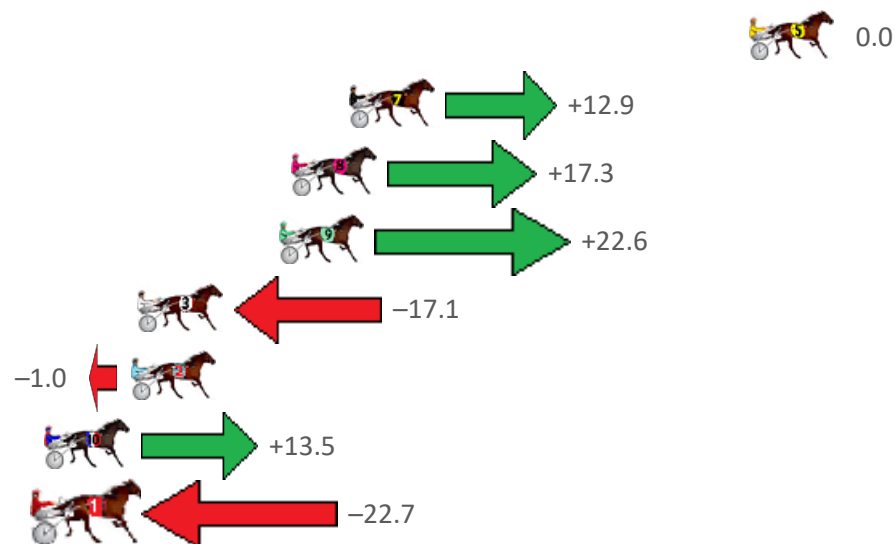
# Melton Race 1 Distance 1200m

Wednesday, 9 August 2023

Gross Time: 1:23.10 MileRate: 1:51.40 LeadTime: 0.00s First Qtr: 0.00s Second Qtr: 25.60s Third Qtr: 29.20s Fourth Qtr: 28.30s

NoHorse	Plc	Mar	800 Posi	400 Posi	Time	3rd Qtr	4th Qtr
5 OORAH	1	0.0m	0.0m (0)	0.0m (0)	1:23.06	29.20s	28.26s
7 SHADY DANCER	2	15.9m	28.8m (0)	11.5m (2)	1:24.24	28.19s	28.62s
8 NAI HARN BAY	3	18.2m	35.5m (0)	11.2m (1)	1:24.41	27.74s	28.81s
9 IMPULSIVE GEORGE	4	18.7m	41.3m (0)	16.3m (1)	1:24.45	27.74s	28.48s
3 SHEISWATCHING	5	24.3m	7.2m (0)	3.2m (1)	1:24.87	28.97s	29.84s
2 OUR TRUE COLOURS	6	24.6m	23.6m (0)	7.3m (2)	1:24.89	28.22s	29.57s
10 TREACHEROUSTIMES	7	32.5m	46.0m (0)	21.4m (0)	1:25.48	27.80s	29.15s
1 VILLA BETTYBOO	8	38.4m	15.7m (0)	8.0m (0)	1:25.92	28.77s	30.55s

Finish Position and metres gained from 800m



## PJ Harness Analyser

Sectional Analysis Software – Not just a formguide!

[www.facebook.com/PJHarnessRacing](https://www.facebook.com/PJHarnessRacing)



RISE Digital, Harness Racing Australia nor the provider accepts any responsibility for the completeness or accuracy of any of the information contained herein, and makes no representations about its suitability for any particular purpose. Users should make their own judgements about those matters and/or seek independent advice. You assume all risks associated with use of data provided on this page

# Melton Race 2 Distance 1200m

Wednesday, 9 August 2023

Gross Time: 1:25.50 MileRate: 1:54.60 LeadTime: 0.00s First Qtr: 0.00s Second Qtr: 27.80s Third Qtr: 29.40s Fourth Qtr: 28.40s

NoHorse	Plc	Mar	800 Posi	400 Posi	Time	3rd Qtr	4th Qtr
5 SPUN SILVER	1	0.0m	0.0m (0)	0.0m (0)	1:25.49	29.40s	28.39s

Finish Position and metres gained from 800m



2 ROCKIN CHARMER	2	12.4m	10.1m (0)	8.5m (0)	1:26.42	29.31s	28.71s
------------------	---	-------	-----------	----------	---------	--------	--------



1 SMILENSAYCHEESE	3	17.7m	5.8m (0)	4.6m (0)	1:26.81	29.33s	29.38s
-------------------	---	-------	----------	----------	---------	--------	--------



3 NOTHING SWEETER	4	21.6m	9.6m (1)	7.3m (2)	1:27.10	29.26s	29.48s
-------------------	---	-------	----------	----------	---------	--------	--------



9 CLARENDEN SCOOTE	5	24.8m	14.6m (1)	11.5m (2)	1:27.34	29.22s	29.42s
--------------------	---	-------	-----------	-----------	---------	--------	--------



8 SASSY SAID SO	6	30.0m	18.9m (1)	15.3m (1)	1:27.73	29.19s	29.53s
-----------------	---	-------	-----------	-----------	---------	--------	--------



4 LOVE TO DEAL	7	59.4m	7.7m (2)	5.5m (1)	1:29.92	29.26s	32.42s
----------------	---	-------	----------	----------	---------	--------	--------



10 SWEET EMMYLOU	8	63.5m	22.3m (0)	20.9m (0)	1:30.23	29.36s	31.63s
------------------	---	-------	-----------	-----------	---------	--------	--------



## PJ Harness Analyser

Sectional Analysis Software – Not just a formguide!

www.facebook.com/PJHarnessRacing



RISE Digital, Harness Racing Australia nor the provider accepts any responsibility for the completeness or accuracy of any of the information contained herein, and makes no representations about its suitability for any particular purpose. Users should make their own judgements about those matters and/or seek independent advice. You assume all risks associated with use of data provided on this page

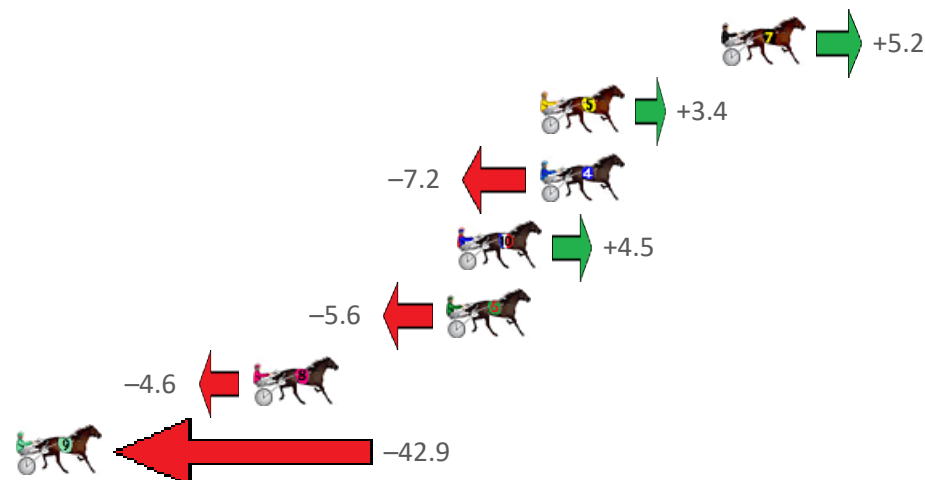
# Melton Race 3 Distance 1200m

Wednesday, 9 August 2023

Gross Time: 1:26.20 MileRate: 1:55.60 LeadTime: 0.00s First Qtr: 0.00s Second Qtr: 27.70s Third Qtr: 29.20s Fourth Qtr: 29.30s

NoHorse	Plc	Mar	800 Posi	400 Posi	Time	3rd Qtr	4th Qtr
7 GOODTIME STRYKER	1	0.0m	5.2m (0)	4.1m (0)	1:26.17	29.14s	28.97s
5 MISTER FINNIGAN	2	7.2m	10.6m (1)	5.9m (1)	1:26.71	28.90s	29.38s
4 BEYONSKI	3	7.2m	0.0m (0)	0.0m (0)	1:26.71	29.20s	29.81s
10 LIBERTY TEE JAY	4	10.5m	15.0m (0)	8.3m (0)	1:26.95	28.77s	29.45s
6 LA TOISON DOR	5	10.9m	5.3m (1)	2.2m (1)	1:26.99	28.99s	29.93s
8 WONDERFORCE	6	18.6m	14.0m (2)	10.0m (1)	1:27.56	28.96s	29.93s
9 CEE CEE NORMAN	7	47.2m	4.3m (2)	7.2m (2)	1:29.69	29.43s	32.27s

## Finish Position and metres gained from 800m







# Harness Analyser

Sectional Analysis Software – Not just a formguide!

[www.facebook.com/PJHarnessRacing](https://www.facebook.com/PJHarnessRacing)



RISE Digital, Harness Racing Australia nor the provider accepts any responsibility for the completeness or accuracy of any of the information contained herein, and makes no representations about its suitability for any particular purpose. Users should make their own judgements about those matters and/or seek independent advice. You assume all risks associated with use of data provided on this page

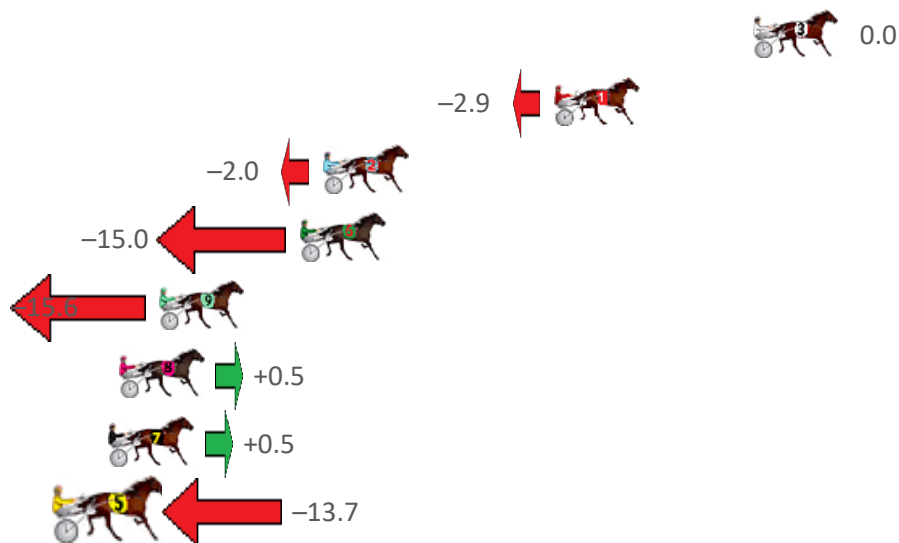
# Melton Race 4 Distance 1200m

Wednesday, 9 August 2023

Gross Time: 1:22.80 MileRate: 1:51.00 LeadTime: 0.00s First Qtr: 0.00s Second Qtr: 26.60s Third Qtr: 28.70s Fourth Qtr: 27.60s

NoHorse	Plc	Mar	800 Posi	400 Posi	Time	3rd Qtr	4th Qtr
3 BOLRAMSKI	1	0.0m	0.0m (0)	0.0m (0)	1:22.79	28.70s	27.59s
1 OUR CHEEKY DEVIL	2	7.9m	5.0m (0)	4.3m (0)	1:23.38	28.67s	27.88s
2 JEKAMIAS	3	17.1m	15.1m (1)	10.9m (2)	1:24.06	28.47s	28.10s
6 WHOS WATCHING LI	4	18.0m	3.0m (1)	2.0m (1)	1:24.13	28.64s	28.79s
9 BARRA MAC	5	23.6m	8.0m (1)	6.2m (2)	1:24.55	28.61s	28.92s
8 DIEGOS DIAMOND	6	25.2m	25.7m (0)	13.4m (1)	1:24.66	27.94s	28.52s
7 MAGNETIZE	7	25.6m	26.1m (1)	16.2m (2)	1:24.70	28.11s	28.37s
5 JUDES DUDE	8	27.3m	13.6m (0)	9.2m (0)	1:24.82	28.44s	28.98s

Finish Position and metres gained from 800m



## PJ Harness Analyser

Sectional Analysis Software – Not just a formguide!

[www.facebook.com/PJHarnessRacing](https://www.facebook.com/PJHarnessRacing)



RISE Digital, Harness Racing Australia nor the provider accepts any responsibility for the completeness or accuracy of any of the information contained herein, and makes no representations about its suitability for any particular purpose. Users should make their own judgements about those matters and/or seek independent advice. You assume all risks associated with use of data provided on this page

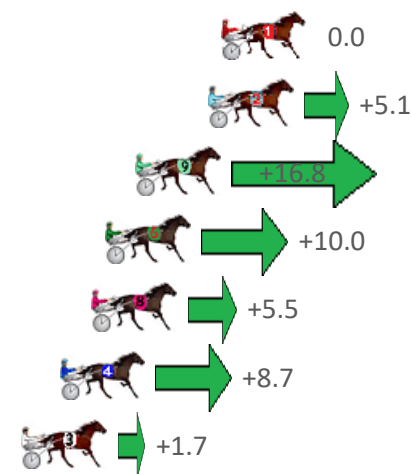
# Melton Race 5 Distance 1200m

Wednesday, 9 August 2023

Gross Time: 1:23.60 MileRate: 1:52.10 LeadTime: 0.00s First Qtr: 0.00s Second Qtr: 26.60s Third Qtr: 29.20s Fourth Qtr: 27.90s

NoHorse	Plc	Mar	800 Posi	400 Posi	Time	3rd Qtr	4th Qtr
1 STIR ME UP	1	0.0m	0.0m (0)	0.0m (0)	1:23.64	29.20s	27.94s
2 TELEMACHUS	2	0.5m	5.6m (0)	4.7m (0)	1:23.69	29.16s	27.66s
9 BALENCIAGO	3	3.4m	20.2m (1)	12.1m (1)	1:23.90	28.72s	27.34s
6 SMOOTH TECHY	4	4.6m	14.6m (1)	7.9m (1)	1:23.99	28.79s	27.73s
8 SAMMYS IDEAL	5	5.1m	10.6m (0)	8.9m (0)	1:24.03	29.13s	27.70s
4 CAPTAIN MAASTRIC	6	6.4m	15.1m (0)	12.7m (0)	1:24.12	29.10s	27.52s
3 MYZARMI	7	7.9m	9.6m (1)	1.8m (1)	1:24.23	28.69s	28.40s
7 EL BOSTON	8	23.1m	21.2m (0)	17.3m (0)	1:25.36	29.03s	28.43s

## Finish Position and metres gained from 800m







# Harness Analyser

Sectional Analysis Software – Not just a formguide!

[www.facebook.com/PJHarnessRacing](https://www.facebook.com/PJHarnessRacing)



RISE Digital, Harness Racing Australia nor the provider accepts any responsibility for the completeness or accuracy of any of the information contained herein, and makes no representations about its suitability for any particular purpose. Users should make their own judgements about those matters and/or seek independent advice. You assume all risks associated with use of data provided on this page

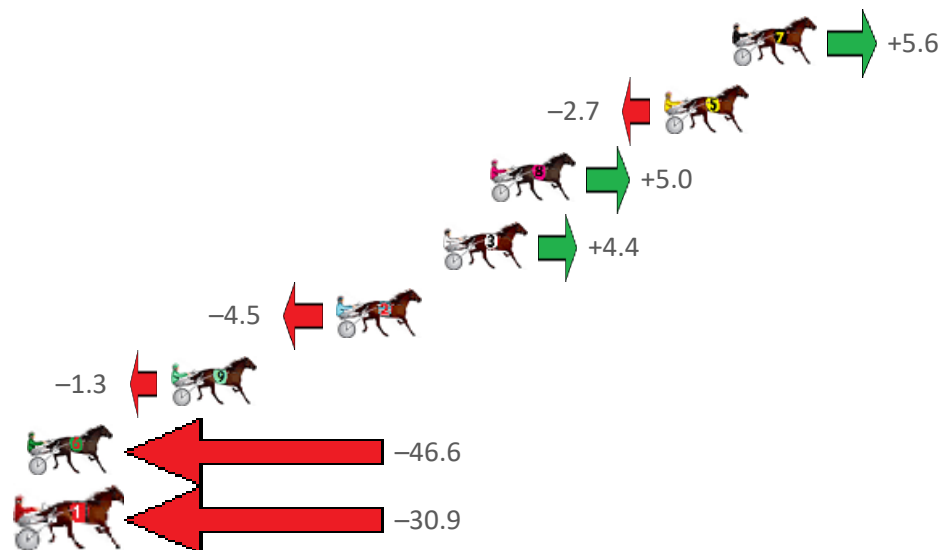
# Melton Race 6 Distance 1200m

Wednesday, 9 August 2023

Gross Time: 1:22.90 MileRate: 1:51.20 LeadTime: 0.00s First Qtr: 0.00s Second Qtr: 26.60s Third Qtr: 28.00s Fourth Qtr: 28.30s

NoHorse	Plc	Mar	800 Posi	400 Posi	Time	3rd Qtr	4th Qtr
7 RUBINS PLIGHT	1	0.0m	5.6m (0)	4.3m (0)	1:22.87	27.93s	27.97s
5 REGAL ROCK	2	2.7m	0.0m (0)	0.0m (0)	1:23.07	28.00s	28.47s
8 MISTER CHEESE	3	9.6m	14.6m (1)	8.1m (2)	1:23.57	27.60s	28.41s
3 JEREMY WELLS	4	11.5m	15.9m (0)	12.9m (0)	1:23.73	27.85s	28.23s
2 WINGATE GUY	5	15.7m	11.2m (0)	9.2m (0)	1:24.04	27.90s	28.80s
9 UPSIZE ME	6	22.3m	21.0m (0)	12.4m (2)	1:24.53	27.48s	29.07s
6 BLISSFULL LILLY	7	56.2m	9.6m (1)	5.3m (1)	1:27.06	27.73s	32.09s
1 AZOR AHAI	8	74.3m	43.4m (0)	48.2m (0)	1:28.41	28.50s	30.44s

Finish Position and metres gained from 800m





## PJ Harness Analyser

Sectional Analysis Software – Not just a formguide!

[www.facebook.com/PJHarnessRacing](https://www.facebook.com/PJHarnessRacing)



RISE Digital, Harness Racing Australia nor the provider accepts any responsibility for the completeness or accuracy of any of the information contained herein, and makes no representations about its suitability for any particular purpose. Users should make their own judgements about those matters and/or seek independent advice. You assume all risks associated with use of data provided on this page

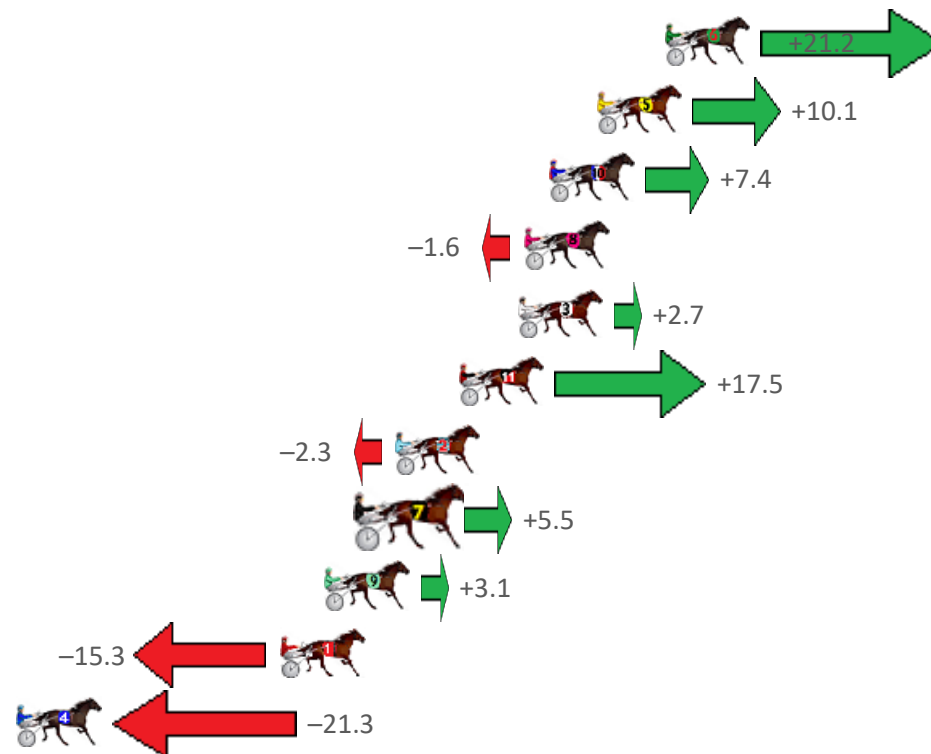
# Melton Race 7 Distance 2240m

Wednesday, 9 August 2023

Gross Time: 2:48.30 MileRate: 2:00.90 LeadTime: 45.00s First Qtr: 31.20s Second Qtr: 31.00s Third Qtr: 30.30s Fourth Qtr: 30.80s

NoHorse	Plc	Mar	800 Posi	400 Posi	Time	3rd Qtr	4th Qtr
6 JAKARTA	1	0.0m	21.2m (1)	9.1m (2)	2:48.33	29.40s	30.14s
5 EE BE MAC	2	2.7m	12.8m (1)	5.6m (2)	2:48.53	29.76s	30.61s
10 ANDOVER SUN	3	4.6m	12.0m (0)	12.7m (0)	2:48.67	30.36s	30.21s
8 KYVALLEYHONEYBU	4	5.6m	4.0m (0)	4.8m (0)	2:48.75	30.36s	30.89s
3 BUILDER BOB	5	5.8m	8.5m (1)	2.6m (1)	2:48.76	29.86s	31.06s
11 MERCENARY	6	8.2m	25.7m (1)	13.5m (2)	2:48.94	29.39s	30.42s
2 HIGHLAND HILL	7	10.7m	8.4m (0)	8.3m (0)	2:49.13	30.30s	31.00s
7 SATIN STRIDE	8	11.8m	17.3m (0)	17.9m (1)	2:49.21	30.36s	30.35s
9 ITZ TRIXTON TIME	9	13.5m	16.6m (1)	13.5m (1)	2:49.33	30.07s	30.80s
1 HEIR APPARENT	10	15.3m	0.0m (0)	0.0m (0)	2:49.47	30.30s	31.97s
4 CHINSKI	11	25.8m	4.5m (1)	9.6m (1)	2:50.26	30.69s	32.03s

Finish Position and metres gained from 800m



## PJ Harness Analyser

Sectional Analysis Software – Not just a formguide!

[www.facebook.com/PJHarnessRacing](http://www.facebook.com/PJHarnessRacing)



RISE Digital, Harness Racing Australia nor the provider accepts any responsibility for the completeness or accuracy of any of the information contained herein, and makes no representations about its suitability for any particular purpose. Users should make their own judgements about those matters and/or seek independent advice. You assume all risks associated with use of data provided on this page

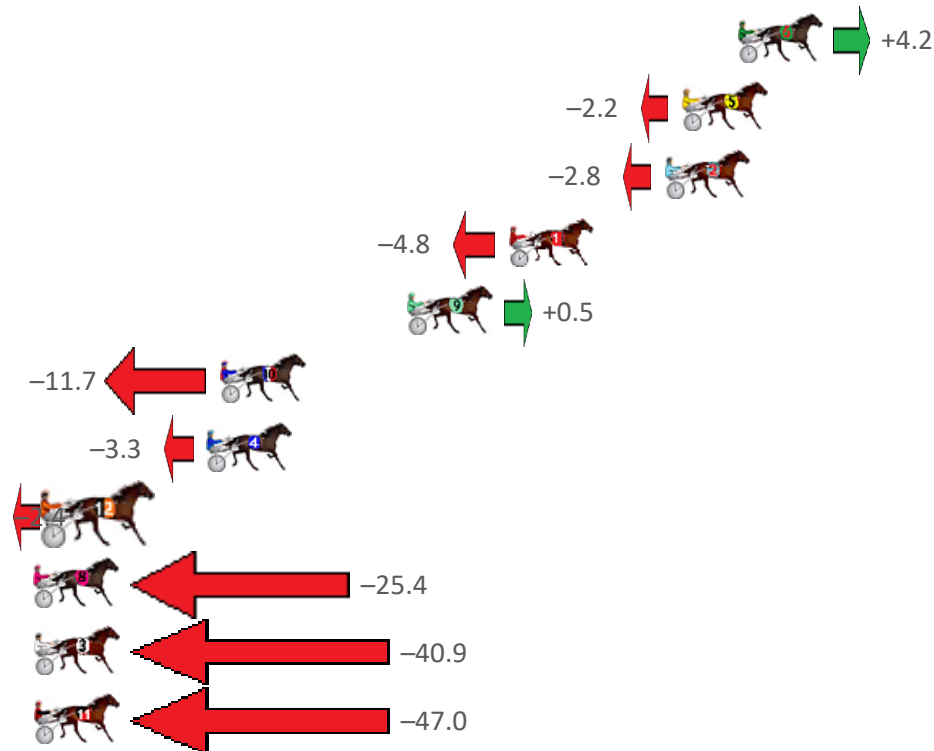
# Melton Race 8 Distance 2240m

Wednesday, 9 August 2023

Gross Time: 2:46.90 MileRate: 1:59.90 LeadTime: 45.60s First Qtr: 32.90s Second Qtr: 31.10s Third Qtr: 28.70s Fourth Qtr: 28.60s

NoHorse	Plc	Mar	800 Posi	400 Posi	Time	3rd Qtr	4th Qtr
6 ROCKNROLL GRONK	1	0.0m	4.2m (1)	4.2m (1)	2:46.92	28.70s	28.32s
5 CORNISHTOWN KID	2	2.2m	0.0m (1)	0.0m (1)	2:47.09	28.70s	28.79s
2 OUT OF EDEN	3	2.9m	0.1m (0)	1.0m (0)	2:47.14	28.77s	28.77s
1 ABERDENE	4	9.1m	4.3m (0)	6.7m (0)	2:47.60	28.87s	28.83s
9 BULLETPROOF SNIPE	5	13.1m	13.6m (1)	5.6m (2)	2:47.90	28.13s	29.20s
10 TWINKLE TWINKLE	6	20.6m	8.9m (0)	10.3m (0)	2:48.46	28.80s	29.43s
4 ALANNA MIKI	7	21.1m	17.8m (1)	12.2m (2)	2:48.49	28.30s	29.32s
12 IM JIMMY JONES	8	27.2m	24.8m (1)	16.8m (2)	2:48.95	28.13s	29.45s
8 LEAVEMEOUT	9	45.5m	20.1m (0)	14.1m (1)	2:50.31	28.27s	31.01s
3 GOODTIME SAILOR	10	50.0m	9.1m (1)	9.4m (1)	2:50.65	28.72s	31.68s
11 SHIKOBA	11	60.1m	13.1m (0)	14.5m (0)	2:51.40	28.80s	32.07s

## Finish Position and metres gained from 800m



**PJ Harness Analyser**  
Sectional Analysis Software – Not just a formguide!

[www.facebook.com/PJHarnessRacing](http://www.facebook.com/PJHarnessRacing)



RISE Digital, Harness Racing Australia nor the provider accepts any responsibility for the completeness or accuracy of any of the information contained herein, and makes no representations about its suitability for any particular purpose. Users should make their own judgements about those matters and/or seek independent advice. You assume all risks associated with use of data provided on this page

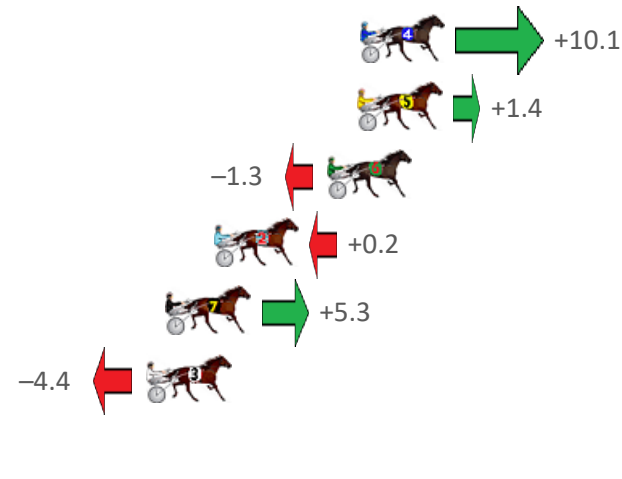
# Melton Race 9 Distance 1720m

Wednesday, 9 August 2023

Gross Time: 2:06.00 MileRate: 1:57.90 LeadTime: 7.20s First Qtr: 29.20s Second Qtr: 31.40s Third Qtr: 29.20s Fourth Qtr: 29.00s

NoHorse	Plc	Mar	800 Posi	400 Posi	Time	3rd Qtr	4th Qtr
4 THE MORE YOU BET	1	0.0m	10.1m (1)	9.2m (2)	2:06.01	29.13s	28.35s
5 MY BUCKS NIGHT	2	0.1m	1.5m (1)	1.9m (1)	2:06.02	29.23s	28.88s
6 CHART TOPPER	3	1.3m	0.0m (0)	0.0m (0)	2:06.11	29.20s	29.11s
2 TIME TO TORQUE	4	5.8m	6.0m (1)	6.5m (1)	2:06.45	29.23s	28.98s
7 ZADARIUS	5	7.7m	13.0m (0)	10.2m (1)	2:06.59	29.00s	28.85s
3 GOODTIME LOUIS	6	8.5m	4.1m (0)	3.9m (0)	2:06.65	29.18s	29.37s
1 NICE ONE CENTURIO	7	23.6m	8.8m (0)	9.3m (0)	2:07.78	29.23s	30.11s

## Finish Position and metres gained from 800m



# PJ Harness Analyser

Sectional Analysis Software – Not just a formguide!

[www.facebook.com/PJHarnessRacing](http://www.facebook.com/PJHarnessRacing)



RISE Digital, Harness Racing Australia nor the provider accepts any responsibility for the completeness or accuracy of any of the information contained herein, and makes no representations about its suitability for any particular purpose. Users should make their own judgements about those matters and/or seek independent advice. You assume all risks associated with use of data provided on this page

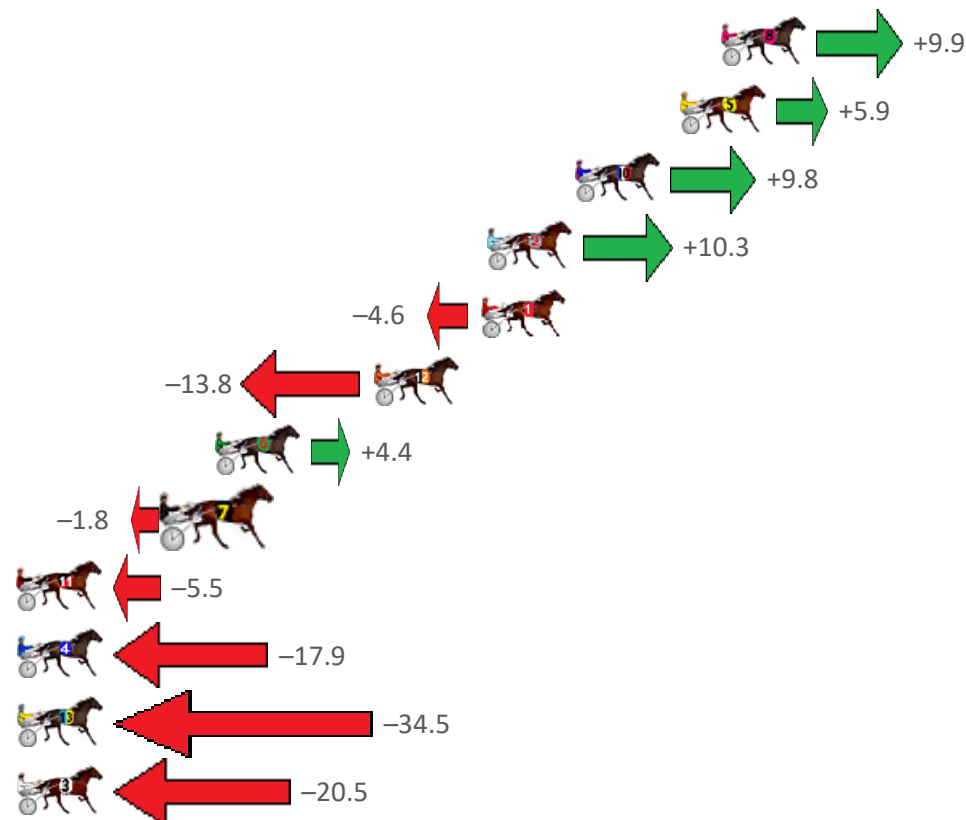
# Melton Race 10 Distance 2240m

Wednesday, 9 August 2023

Gross Time: 2:50.80 MileRate: 2:02.70 LeadTime: 46.60s First Qtr: 32.10s Second Qtr: 30.30s Third Qtr: 30.20s Fourth Qtr: 31.60s

NoHorse	Plc	Mar	800 Posi	400 Posi	Time	3rd Qtr	4th Qtr
8 SELLUNE	1	0.0m	9.9m (0)	8.5m (0)	2:50.77	30.11s	30.92s
5 DANDIFY	2	1.6m	7.5m (1)	3.8m (2)	2:50.89	29.93s	31.40s
10 BUCKLES	3	5.8m	15.6m (0)	12.1m (0)	2:51.20	29.96s	31.07s
2 ABBRACCIAMI	4	9.3m	19.6m (2)	8.1m (2)	2:51.46	29.35s	31.64s
1 MONT SALLY	5	9.5m	4.9m (0)	4.3m (0)	2:51.48	30.16s	31.95s
12 OLD VILLA BOY	6	13.8m	0.0m (0)	0.0m (0)	2:51.80	30.20s	32.60s
6 KYVALLEY HELEN	7	20.1m	24.5m (0)	22.1m (0)	2:52.27	30.06s	31.37s
7 CAPTAIN GRAYWOO	8	21.8m	20.0m (0)	16.9m (0)	2:52.40	30.00s	31.90s
11 ALDEBARAN MAVERI	9	28.8m	23.3m (1)	13.9m (2)	2:52.92	29.52s	32.66s
4 KALARNEY PRINCE	10	30.4m	12.5m (1)	8.9m (1)	2:53.04	29.94s	33.16s
13 OLLIE JACK	11	37.3m	2.8m (1)	4.1m (1)	2:53.55	30.31s	34.04s
3 ANIKITOS	12	38.7m	18.2m (1)	19.5m (2)	2:53.65	30.33s	32.96s

## Finish Position and metres gained from 800m





# PJ Harness Analyser

Sectional Analysis Software – Not just a formguide!

[www.facebook.com/PJHarnessRacing](https://www.facebook.com/PJHarnessRacing)



RISE Digital, Harness Racing Australia nor the provider accepts any responsibility for the completeness or accuracy of any of the information contained herein, and makes no representations about its suitability for any particular purpose. Users should make their own judgements about those matters and/or seek independent advice. You assume all risks associated with use of data provided on this page

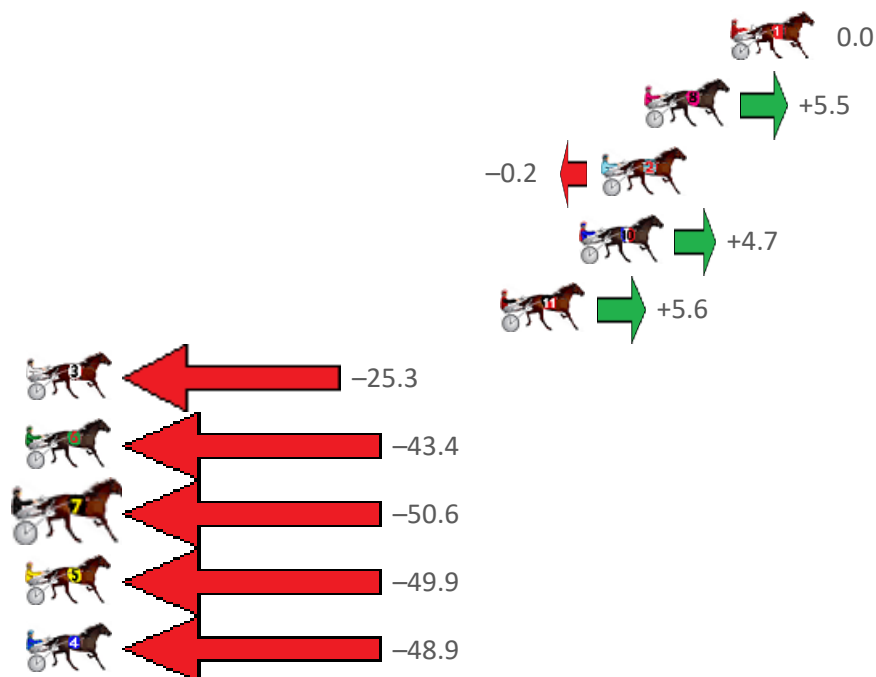
# Melton Race 11 Distance 1720m

Wednesday, 9 August 2023

Gross Time: 2:09.70 MileRate: 2:01.40 LeadTime: 7.60s First Qtr: 29.70s Second Qtr: 31.60s Third Qtr: 30.30s Fourth Qtr: 30.50s

NoHorse	Plc	Mar	800 Posi	400 Posi	Time	3rd Qtr	4th Qtr
1 DICKO DIXON	1	0.0m	0.0m (0)	0.0m (0)	2:09.71	30.30s	30.51s
8 MISTA WALKER	2	3.4m	8.9m (0)	9.3m (0)	2:09.96	30.33s	30.06s
2 TENSION SEEKER	3	5.1m	4.9m (0)	4.4m (0)	2:10.09	30.26s	30.56s
10 ATEGO DAWN	4	6.0m	10.7m (1)	3.9m (2)	2:10.16	29.79s	30.67s
11 TIARA STRIDE	5	9.1m	14.7m (1)	8.3m (2)	2:10.40	29.82s	30.58s
3 SOUTHBOUND RED	6	32.0m	6.7m (1)	4.3m (1)	2:12.10	30.12s	32.57s
6 MAJESTIC MATADOR	7	63.4m	20.0m (1)	29.5m (1)	2:14.44	31.02s	33.01s
7 GUNSEN ROSIE	8	63.9m	13.3m (0)	26.9m (0)	2:14.48	31.33s	33.25s
5 ALDEBARAN YEURIAL	9	115.4m	65.5m (1)	76.7m (1)	2:18.32	31.16s	33.32s
4 TE AMO	10	116.2m	67.3m (0)	76.8m (0)	2:18.38	31.03s	33.38s

## Finish Position and metres gained from 800m







# Harness Analyser

Sectional Analysis Software – Not just a formguide!

[www.facebook.com/PJHarnessRacing](http://www.facebook.com/PJHarnessRacing)



RISE Digital, Harness Racing Australia nor the provider accepts any responsibility for the completeness or accuracy of any of the information contained herein, and makes no representations about its suitability for any particular purpose. Users should make their own judgements about those matters and/or seek independent advice. You assume all risks associated with use of data provided on this page