

# Melton Race 1 Distance 2240m

Saturday, 9 May 2026




Gross Time: 2:41.00 MileRate: 1:55.60 LeadTime: 44.50s First Qtr: 30.30s Second Qtr: 28.00s Third Qtr: 28.60s Fourth Qtr: 29.60s

DATA TABLE: 800 / 400 Posi's are position from leader and (how wide the horse was at that position)

No	Horse	Plc	Mar	800 Posi	400 Posi	Time	3rd Qtr	4th Qt
6	SON OF MAC	1	0.0m	2.0m (1)	0.0m (0)	2:41.00	28.46s	29.60s
1	THESTATESMAN	2	3.5m	3.9m (0)	9.7m (0)	2:41.27	29.03s	29.17s
8	TEN DA TOUCH	3	3.8m	8.6m (0)	13.7m (0)	2:41.29	28.99s	28.90s
9	KOSIMO	4	4.5m	12.5m (0)	15.6m (1)	2:41.35	28.86s	28.82s
12	SWEET IDEAL	5	5.2m	23.1m (1)	19.2m (3)	2:41.40	28.38s	28.61s
4	ALWAYSBEALADY	6	8.7m	16.4m (0)	17.7m (0)	2:41.67	28.74s	28.99s
5	BLAKE BOLAC	7	9.1m	6.0m (1)	3.1m (1)	2:41.71	28.41s	30.08s
2	SPRINGFIELD AFFAIR	8	11.9m	11.6m (1)	11.4m (1)	2:41.92	28.62s	29.70s
3	REPELLING	9	12.7m	0.0m (0)	5.5m (0)	2:41.99	29.00s	30.19s
10	OUR VINCENT CAN GOGH	10	22.9m	14.4m (2)	11.7m (2)	2:42.78	28.44s	30.53s
11	ALWAYS BE BLAKEY	11	28.7m	6.8m (2)	7.1m (2)	2:43.23	28.64s	31.31s
7	MAXNJAX	12	72.8m	18.7m (2)	16.0m (2)	2:46.65	28.45s	34.09s

## Finish Position and metres gained

First Arrow shows distance gain/loss from 2nd Qtr to 3rd Qtr, Second Arrow shows distance gain/loss from 3rd Qtr to Finish  
Blue arrow indicates best gain in these quarters.



# Melton Race 2 Distance 2240m

Saturday, 9 May 2026



Gross Time: 2:42.70 MileRate: 1:56.90 LeadTime: 44.80s First Qtr: 31.40s Second Qtr: 30.30s Third Qtr: 28.20s Fourth Qtr: 28.00s

DATA TABLE: 800 / 400 Posi's are position from leader and (how wide the horse was at that position)

No	Horse	Plc	Mar	800 Posi	400 Posi	Time	3rd Qtr	4th Qt
1	IDEAL BANDIT	1	0.0m	4.9m (0)	4.3m (0)	2:42.70	28.16s	27.70s
2	THE STEEL DRAGON	2	5.0m	9.1m (0)	8.3m (0)	2:43.07	28.14s	27.79s
4	DANCE AFFAIR	3	8.3m	0.0m (0)	0.0m (0)	2:43.31	28.20s	28.61s
9	OZZIE CORKA	4	11.0m	11.5m (1)	0.8m (2)	2:43.51	27.45s	28.76s
5	LILLY LOTUS	5	11.3m	7.7m (1)	6.1m (1)	2:43.53	28.09s	28.40s
12	DO IT	6	12.5m	21.4m (2)	8.9m (2)	2:43.62	27.32s	28.30s
8	IM ALL BUSINESS	7	12.5m	14.6m (0)	14.8m (0)	2:43.62	28.21s	27.89s
7	BIZZNESS CLASS	8	13.0m	27.2m (1)	13.2m (2)	2:43.66	27.22s	28.03s
6	KATUNGA EXPRESS	9	13.2m	15.9m (1)	10.0m (1)	2:43.67	27.78s	28.27s
3	HEZ ALL ROCK	10	14.1m	2.9m (1)	1.8m (1)	2:43.74	28.12s	28.91s
11	RABADA	11	15.8m	19.8m (1)	14.3m (1)	2:43.86	27.81s	28.17s
10	ROYAL APPOINTMENT	12	17.2m	19.1m (0)	18.6m (1)	2:43.97	28.16s	27.97s

## Finish Position and metres gained

First Arrow shows distance gain/loss from 2nd Qtr to 3rd Qtr, Second Arrow shows distance gain/loss from 3rd Qtr to Finish  
Blue arrow indicates best gain in these quarters.



# Melton Race 3 Distance 2240m


Saturday, 9 May 2026

Gross Time: 2:47.80 MileRate: 2:00.50 LeadTime: 46.90s First Qtr: 30.50s Second Qtr: 29.80s Third Qtr: 29.50s Fourth Qtr: 31.10s

DATA TABLE: 800 / 400 Posi's are position from leader and (how wide the horse was at that position)

No	Horse	Plc	Mar	800 Posi	400 Posi	Time	3rd Qtr	4th Qt
11	LOVE YA BROTHER	1	0.0m	10.0m (0)	9.2m (0)	2:47.80	29.46s	30.41s
6	DHONI TROUBLE	2	3.5m	0.0m (0)	0.0m (0)	2:48.08	29.50s	31.38s
12	ESS KAY HOLLYWOOD	3	4.9m	23.6m (0)	23.0m (0)	2:48.20	29.50s	29.77s
2	BOUTIKA	4	7.1m	5.1m (0)	4.9m (0)	2:48.38	29.50s	31.31s
7	PARIS KAY	5	8.9m	17.7m (1)	18.2m (0)	2:48.52	29.57s	30.45s
10	DESERT ASSASSIN	6	13.0m	25.9m (1)	26.9m (1)	2:48.86	29.63s	30.13s
8	ABBIE	7	17.5m	5.4m (1)	6.2m (1)	2:49.22	29.57s	32.06s
5	BUSLIN BRODY	8	19.5m	13.6m (0)	12.8m (1)	2:49.39	29.47s	31.72s
4	LEANNE LEEANN	9	33.9m	13.0m (1)	20.3m (1)	2:50.56	30.07s	32.33s
9	MOJITO MADNESS	10	33.9m	26.4m (2)	12.8m (2)	2:50.56	28.53s	32.89s
3	JAKARTA	11	73.7m	21.9m (2)	21.2m (2)	2:53.79	29.49s	35.50s

## Finish Position and metres gained



# Melton Race 4 Distance 2240m

Saturday, 9 May 2026

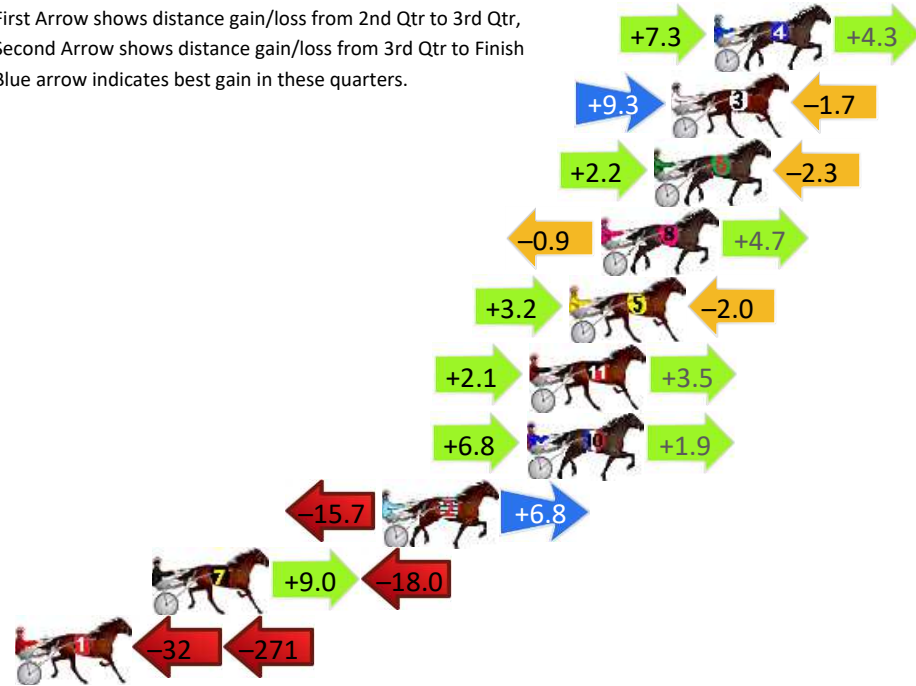
Gross Time: 2:42.50 MileRate: 1:56.70 LeadTime: 44.60s First Qtr: 30.10s Second Qtr: 30.50s Third Qtr: 29.00s Fourth Qtr: 28.30s

DATA TABLE: 800 / 400 Posi's are position from leader and (how wide the horse was at that position)

No	Horse	Plc	Mar	800 Posi	400 Posi	Time	3rd Qtr	4th Qt
4	ALL BLAZING GUNS	1	0.0m	11.6m (1)	4.3m (0)	2:42.50	28.47s	28.00s
3	STAR TO FALL	2	1.7m	9.3m (2)	0.0m (1)	2:42.63	28.33s	28.43s
6	FIRE MARSHALL	3	2.4m	2.3m (1)	0.1m (0)	2:42.68	28.84s	28.48s
8	USYK	4	4.5m	8.3m (0)	9.2m (0)	2:42.83	29.05s	27.98s
5	FRANCO NICKELBACK	5	5.8m	7.0m (1)	3.8m (1)	2:42.93	28.76s	28.46s
11	TRIPLE ROCK SAINT	6	7.4m	13.0m (0)	10.9m (3)	2:43.05	28.83s	28.08s
10	ISOLATION	7	7.5m	16.2m (1)	9.4m (2)	2:43.06	28.50s	28.19s
2	GIVE DAVE A WAVE	8	13.3m	4.4m (0)	20.1m (0)	2:43.49	30.11s	27.86s
7	TELERN LOFTY	9	22.5m	13.5m (2)	4.5m (2)	2:44.17	28.34s	29.66s
1	KING KASEY	10	301.8m	0.0m (0)	31.4m (0)	3:04.94	31.23s	48.51s


## Finish Position and metres gained

First Arrow shows distance gain/loss from 2nd Qtr to 3rd Qtr, Second Arrow shows distance gain/loss from 3rd Qtr to Finish  
Blue arrow indicates best gain in these quarters.



800

Visual positions in race at 2nd Quarter



400

Visual positions in race at 3rd Quarter



# Melton Race 5 Distance 1720m



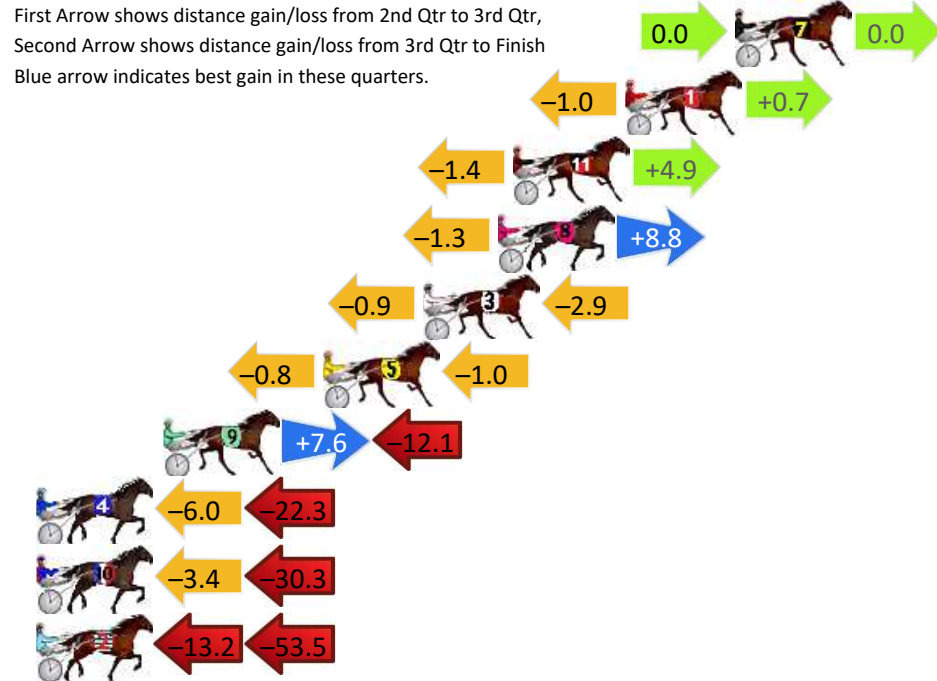
Saturday, 9 May 2026

Gross Time: 2:05.10 MileRate: 1:57.10 LeadTime: 7.40s First Qtr: 28.90s Second Qtr: 30.30s Third Qtr: 29.20s Fourth Qtr: 29.30s

DATA TABLE: 800 / 400 Posi's are position from leader and (how wide the horse was at that position)

No	Horse	Plc	Mar	800 Posi	400 Posi	Time	3rd Qtr	4th Qt
7	IRON WOMEN	1	0.0m	0.0m (0)	0.0m (0)	2:05.10	29.20s	29.30s
1	TICTOK	2	4.4m	4.1m (0)	5.1m (0)	2:05.44	29.27s	29.27s
11	MITCHELL WRAP	3	8.9m	12.4m (0)	13.8m (0)	2:05.78	29.30s	28.98s
8	KYVALLEY JETSTREAM	4	9.5m	17.0m (0)	18.3m (0)	2:05.83	29.30s	28.70s
3	MAJESTIC TOOTH	5	12.5m	8.7m (0)	9.6m (0)	2:06.06	29.27s	29.56s
5	PROHIBITED GRACE	6	16.5m	14.7m (1)	15.5m (2)	2:06.37	29.26s	29.44s
9	CLAUDYS HERO	7	22.9m	18.4m (2)	10.8m (2)	2:06.86	28.65s	30.28s
4	FAITH FULL	8	38.6m	10.3m (1)	16.3m (1)	2:08.07	29.64s	31.08s
10	IJUSTCALLEDTOSAY	9	39.2m	5.5m (1)	8.9m (1)	2:08.11	29.45s	31.67s
2	KYVALLEY MICHAEL	10	156.7m	90.0m (0)	103.2m (0)	2:17.14	30.17s	33.84s

## Finish Position and metres gained



# Melton Race 6 Distance 2240m

Saturday, 9 May 2026

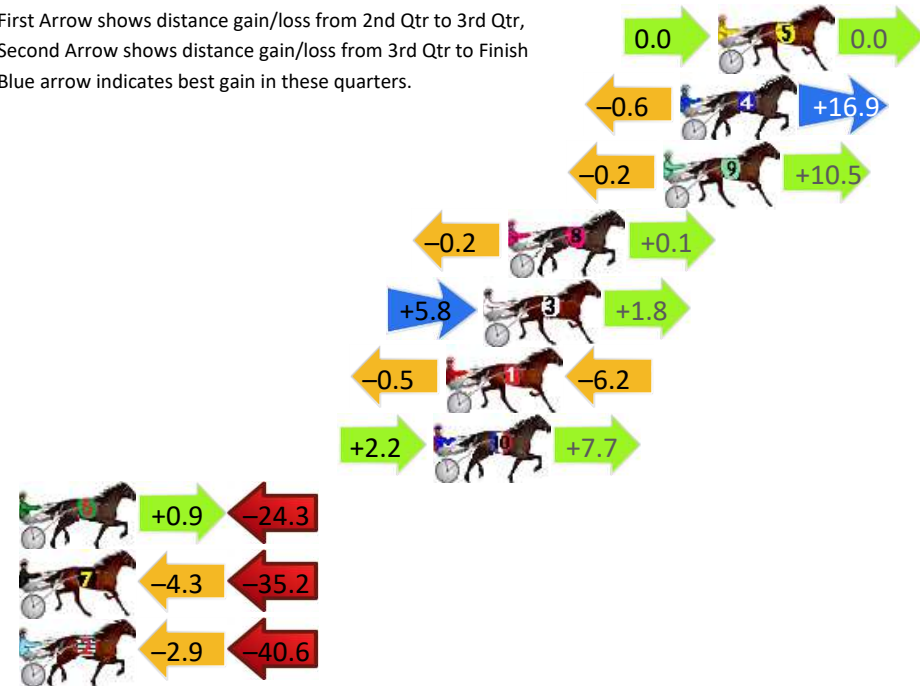
Gross Time: 2:42.30 MileRate: 1:56.60 LeadTime: 45.20s First Qtr: 30.80s Second Qtr: 29.30s Third Qtr: 28.10s Fourth Qtr: 28.90s

DATA TABLE: 800 / 400 Posi's are position from leader and (how wide the horse was at that position)

No	Horse	Plc	Mar	800 Posi	400 Posi	Time	3rd Qtr	4th Qt
5	HEATSEEKER	1	0.0m	0.0m (0)	0.0m (0)	2:42.30	28.10s	28.90s
4	WHERE IS WOODY	2	1.5m	17.8m (0)	18.4m (0)	2:42.41	28.16s	27.71s
9	HIGHLANDHARTBRE AKA	3	2.2m	12.5m (0)	12.7m (0)	2:42.47	28.13s	28.17s
8	THE SPORTZ STAR	4	8.4m	8.3m (0)	8.5m (0)	2:42.94	28.12s	28.94s
3	KISS ME MINI	5	9.4m	17.0m (1)	11.2m (3)	2:43.01	27.70s	28.82s
1	WILD CARD	6	10.9m	4.2m (0)	4.7m (0)	2:43.13	28.14s	29.40s
10	OH SWEET CREATURE	7	11.4m	21.3m (1)	19.1m (2)	2:43.16	27.97s	28.41s
6	FEARLESS WRITER	8	32.1m	8.7m (1)	7.8m (2)	2:44.73	28.05s	30.78s
7	SPORTS WRACK	9	43.9m	4.4m (1)	8.7m (1)	2:45.63	28.41s	31.61s
2	LOU WILL	10	56.5m	13.0m (1)	15.9m (1)	2:46.59	28.32s	32.06s

## Finish Position and metres gained

First Arrow shows distance gain/loss from 2nd Qtr to 3rd Qtr, Second Arrow shows distance gain/loss from 3rd Qtr to Finish  
Blue arrow indicates best gain in these quarters.



8  
0  
0

Visual positions in race at 2nd Quarter



4  
0  
0

Visual positions in race at 3rd Quarter



# Melton Race 7 Distance 2240m

Saturday, 9 May 2026


Gross Time: 2:41.90 MileRate: 1:56.30 LeadTime: 44.50s First Qtr: 29.80s Second Qtr: 30.50s Third Qtr: 28.50s Fourth Qtr: 28.60s

DATA TABLE: 800 / 400 Posi's are position from leader and (how wide the horse was at that position)

No	Horse	Plc	Mar	800 Posi	400 Posi	Time	3rd Qtr	4th Qt
8	INTRUSION	1	0.0m	9.2m (0)	8.5m (0)	2:41.90	28.45s	28.00s
2	SEA FURY	2	1.9m	0.0m (0)	0.0m (0)	2:42.04	28.50s	28.74s
7	SOAP AND BUBBLES	3	2.2m	19.3m (1)	11.2m (2)	2:42.07	27.93s	27.97s
1	GALAXY LASS	4	3.8m	4.7m (0)	4.8m (0)	2:42.19	28.51s	28.55s
5	CLYMENUS	5	5.9m	14.8m (1)	7.6m (3)	2:42.34	27.99s	28.50s
4	PERUN	6	7.9m	6.3m (1)	4.7m (2)	2:42.49	28.39s	28.86s
6	HITHEROADJACK	7	11.1m	13.6m (0)	13.6m (1)	2:42.73	28.51s	28.47s
9	MY LITTLE BO	8	11.3m	2.4m (1)	2.4m (1)	2:42.75	28.50s	29.28s
3	JACCKA CONNOR	9	19.2m	10.8m (1)	9.1m (1)	2:43.34	28.38s	29.39s

## Finish Position and metres gained

First Arrow shows distance gain/loss from 2nd Qtr to 3rd Qtr, Second Arrow shows distance gain/loss from 3rd Qtr to Finish  
Blue arrow indicates best gain in these quarters.



800

Visual positions in race at 2nd Quarter



400

Visual positions in race at 3rd Quarter



# Melton Race 8 Distance 2240m

Saturday, 9 May 2026

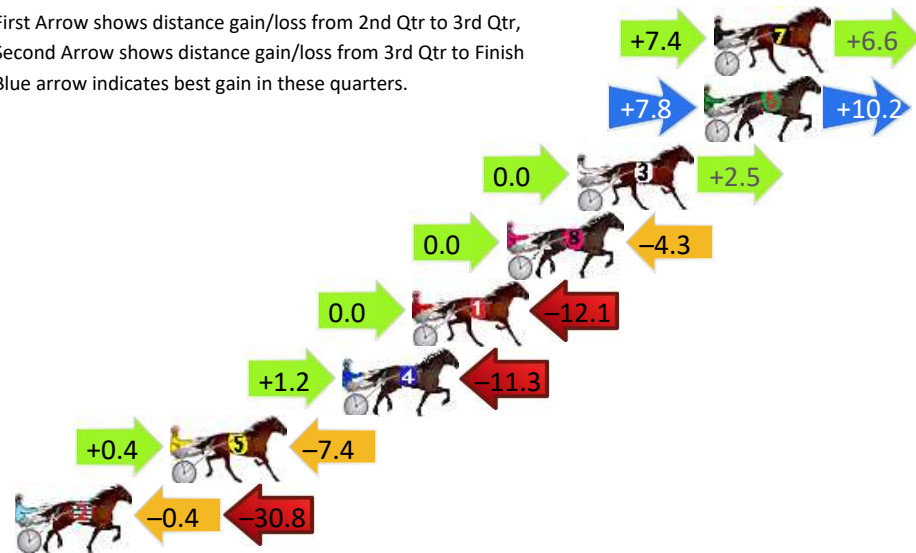
Gross Time: 2:45.30 MileRate: 1:58.70 LeadTime: 46.30s First Qtr: 31.50s Second Qtr: 28.80s Third Qtr: 29.30s Fourth Qtr: 29.40s

DATA TABLE: 800 / 400 Posi's are position from leader and (how wide the horse was at that position)

No	Horse	Plc	Mar	800 Posi	400 Posi	Time	3rd Qtr	4th Qt
7	I AM WILMA	1	0.0m	14.0m (1)	6.6m (2)	2:45.30	28.76s	28.92s
6	STOCKMAN PETER	2	0.4m	18.4m (1)	10.6m (2)	2:45.33	28.73s	28.65s
3	TWEEDLEDEE	3	5.5m	8.0m (0)	8.0m (0)	2:45.72	29.30s	29.22s
8	NEPHEW OF SONOKO	4	8.3m	4.0m (0)	4.0m (0)	2:45.94	29.30s	29.71s
1	RAPID RETURN	5	12.1m	0.0m (0)	0.0m (0)	2:46.23	29.30s	30.28s
4	HILLTOP HUGH	6	14.9m	4.8m (1)	3.6m (1)	2:46.45	29.21s	30.23s
5	EBONY AVENGER	7	21.8m	14.8m (0)	14.4m (0)	2:46.98	29.27s	29.94s
2	AVANT GUARD	8	40.2m	9.0m (1)	9.4m (1)	2:48.40	29.33s	31.65s

## Finish Position and metres gained

First Arrow shows distance gain/loss from 2nd Qtr to 3rd Qtr, Second Arrow shows distance gain/loss from 3rd Qtr to Finish  
Blue arrow indicates best gain in these quarters.



8  
0  
0

Visual positions in race at 2nd Quarter



4  
0  
0

Visual positions in race at 3rd Quarter

