

Melton Race 1 Distance 2240m

Saturday, 6 June 2026

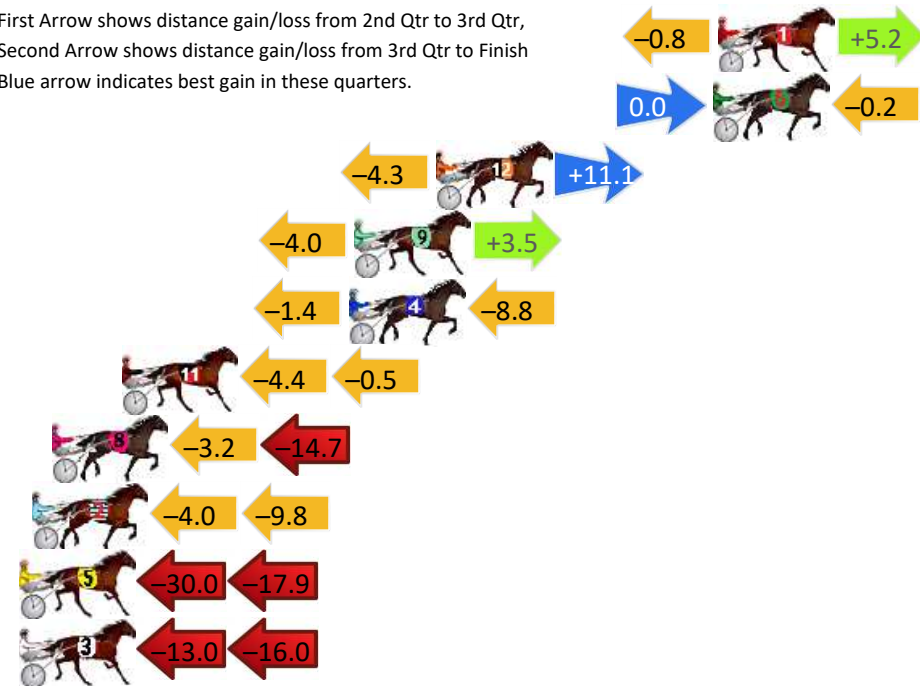
Gross Time: 2:41.30 MileRate: 1:55.90 LeadTime: 44.70s First Qtr: 30.50s Second Qtr: 30.20s Third Qtr: 27.60s Fourth Qtr: 28.30s

DATA TABLE: 800 / 400 Posi's are position from leader and (how wide the horse was at that position)

No	Horse	Plc	Mar	800 Posi	400 Posi	Time	3rd Qtr	4th Qt
1	I AM WILMA	1	0.0m	4.4m (0)	5.2m (0)	2:41.30	27.66s	27.94s
6	IM BOBBY	2	0.2m	0.0m (0)	0.0m (0)	2:41.31	27.60s	28.31s
12	HOPPY	3	11.3m	18.1m (0)	22.4m (1)	2:42.14	27.92s	27.58s
9	KEAYANG STUKA	4	14.6m	14.1m (1)	18.1m (1)	2:42.39	27.89s	28.13s
4	MECARNO	5	14.8m	4.6m (1)	6.0m (1)	2:42.40	27.70s	28.98s
11	ARCEE PHOENIX	6	23.9m	19.0m (1)	23.4m (2)	2:43.08	27.92s	28.45s
8	LITTLE YANKEE	7	26.7m	8.8m (0)	12.0m (0)	2:43.29	27.83s	29.46s
2	QUIRKY CHARACTER	8	27.5m	13.7m (0)	17.7m (0)	2:43.34	27.89s	29.11s
5	GOTFEELINGSYOUKNOW	9	56.7m	8.8m (1)	38.8m (1)	2:45.52	29.69s	29.82s
3	EL RESAMO	10	59.6m	30.6m (0)	43.6m (0)	2:45.73	28.53s	29.70s

Finish Position and metres gained

First Arrow shows distance gain/loss from 2nd Qtr to 3rd Qtr, Second Arrow shows distance gain/loss from 3rd Qtr to Finish
Blue arrow indicates best gain in these quarters.



800

Visual positions in race at 2nd Quarter



400

Visual positions in race at 3rd Quarter



Melton Race 2 Distance 1720m

Saturday, 6 June 2026


Gross Time: 2:00.60 MileRate: 1:52.90 LeadTime: 6.60s First Qtr: 28.30s Second Qtr: 30.00s Third Qtr: 27.70s Fourth Qtr: 28.00s

DATA TABLE: 800 / 400 Posi's are position from leader and (how wide the horse was at that position)

No	Horse	Plc	Mar	800 Posi	400 Posi	Time	3rd Qtr	4th Qt
5	HOORAH PHILTRA	1	0.0m	0.0m (0)	0.0m (0)	2:00.60	27.70s	28.00s
3	OZZIE CORKA	2	0.8m	4.4m (0)	4.1m (0)	2:00.66	27.68s	27.78s
10	SEASIDE BOY	3	1.3m	1.5m (1)	0.4m (1)	2:00.70	27.62s	28.07s
1	YA BOTTOM DOLLAR	4	4.5m	8.7m (0)	8.8m (0)	2:00.93	27.71s	27.72s
8	HAPPILY	5	4.8m	13.4m (0)	13.0m (0)	2:00.95	27.68s	27.45s
12	WILD CARD	6	12.0m	17.7m (0)	17.8m (0)	2:01.48	27.71s	27.65s
4	KEAYANG PAYTON	7	12.4m	5.9m (1)	6.6m (1)	2:01.51	27.75s	28.46s
11	MAAS BETTING AGAIN	8	15.4m	15.1m (1)	14.8m (2)	2:01.73	27.69s	28.11s
6	LEAVEMEOUT	9	16.9m	19.4m (1)	18.7m (1)	2:01.84	27.66s	27.95s
7	PERCESSION	10	17.3m	22.8m (0)	23.1m (0)	2:01.87	27.73s	27.67s
2	ALL BLAZING GUNS	11	17.9m	10.3m (1)	10.0m (2)	2:01.92	27.69s	28.62s

Finish Position and metres gained

First Arrow shows distance gain/loss from 2nd Qtr to 3rd Qtr, Second Arrow shows distance gain/loss from 3rd Qtr to Finish. Blue arrow indicates best gain in these quarters.



800

Visual positions in race at 2nd Quarter



400

Visual positions in race at 3rd Quarter



Melton Race 3 Distance 1720m

Saturday, 6 June 2026

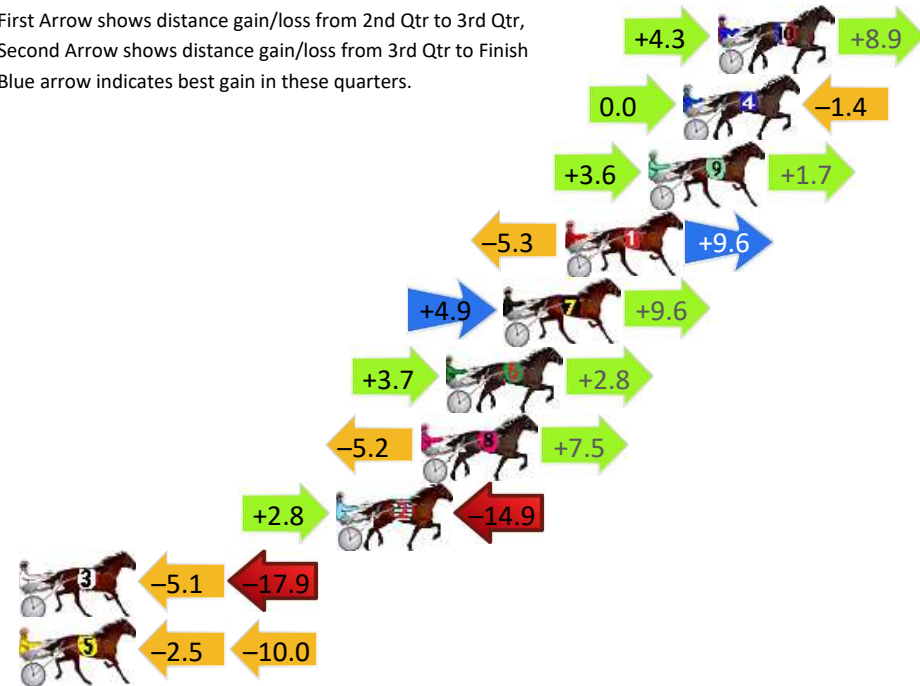
Gross Time: 2:05.10 MileRate: 1:57.10 LeadTime: 7.40s First Qtr: 29.80s Second Qtr: 29.50s Third Qtr: 28.30s Fourth Qtr: 30.10s

DATA TABLE: 800 / 400 Posi's are position from leader and (how wide the horse was at that position)

No	Horse	Plc	Mar	800 Posi	400 Posi	Time	3rd Qtr	4th Qt
10	WALLIS	1	0.0m	13.2m (1)	8.9m (1)	2:05.10	28.02s	29.45s
4	KAMARAN	2	1.4m	0.0m (0)	0.0m (0)	2:05.21	28.30s	30.21s
9	NAKEDTRUTH	3	2.8m	8.1m (1)	4.5m (1)	2:05.32	28.06s	29.99s
1	NIGHT WHISPERER	4	6.1m	10.4m (0)	15.7m (0)	2:05.58	28.71s	29.44s
7	THE SKY IS THE LIMIT	5	8.6m	23.1m (1)	18.2m (2)	2:05.78	28.00s	29.45s
6	MOJITO MADNESS	6	10.9m	17.4m (1)	13.7m (1)	2:05.96	28.07s	29.96s
8	BOUTIKA	7	11.9m	14.2m (0)	19.4m (1)	2:06.04	28.71s	29.63s
2	PRETTYBOY HARRY	8	15.3m	3.2m (1)	0.4m (1)	2:06.31	28.10s	31.28s
3	NIGHT FLIGHT	9	29.5m	6.5m (0)	11.6m (0)	2:07.43	28.68s	31.59s
5	CLAUDYS HERO	10	33.8m	21.3m (0)	23.8m (2)	2:07.76	28.52s	31.04s

Finish Position and metres gained

First Arrow shows distance gain/loss from 2nd Qtr to 3rd Qtr, Second Arrow shows distance gain/loss from 3rd Qtr to Finish
Blue arrow indicates best gain in these quarters.



800

Visual positions in race at 2nd Quarter



400

Visual positions in race at 3rd Quarter



Melton Race 4 Distance 2240m

Saturday, 6 June 2026

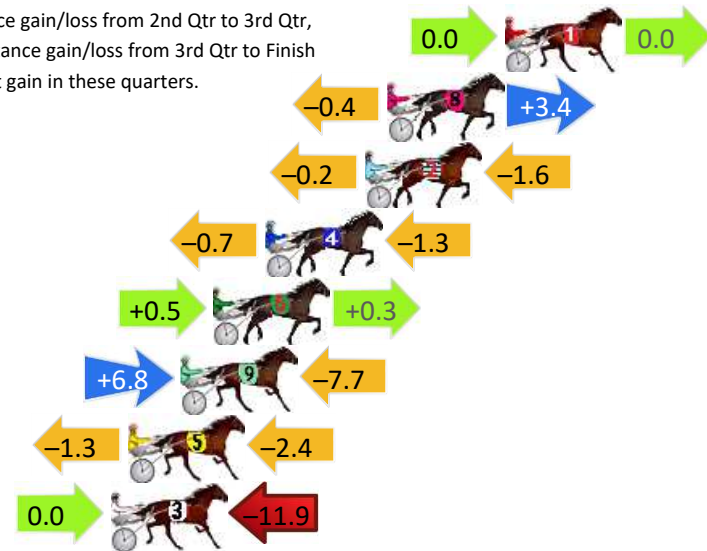
Gross Time: 2:41.30 MileRate: 1:55.90 LeadTime: 45.50s First Qtr: 31.00s Second Qtr: 29.80s Third Qtr: 27.70s Fourth Qtr: 27.30s

DATA TABLE: 800 / 400 Posi's are position from leader and (how wide the horse was at that position)

No	Horse	Plc	Mar	800 Posi	400 Posi	Time	3rd Qtr	4th Qt
1	THE ART OF SUCCESS	1	0.0m	0.0m (0)	0.0m (0)	2:41.30	27.70s	27.30s
8	LE BELLE BIJOUX	2	4.7m	7.7m (0)	8.1m (0)	2:41.64	27.72s	27.09s
2	KOMODO	3	5.6m	3.8m (0)	4.0m (0)	2:41.70	27.71s	27.43s
4	CLYMENUS	4	9.6m	7.6m (1)	8.3m (1)	2:41.99	27.74s	27.42s
6	BUBBA SCRUB	5	11.7m	12.5m (0)	12.0m (0)	2:42.14	27.66s	27.32s
9	SWEET IDEAL	6	13.0m	12.1m (2)	5.3m (2)	2:42.23	27.23s	27.87s
5	MY LITTLE BO	7	15.1m	11.4m (1)	12.7m (1)	2:42.39	27.78s	27.52s
3	TOORAM MAGIC	8	15.8m	3.9m (1)	3.9m (1)	2:42.44	27.70s	28.17s

Finish Position and metres gained

First Arrow shows distance gain/loss from 2nd Qtr to 3rd Qtr,
Second Arrow shows distance gain/loss from 3rd Qtr to Finish
Blue arrow indicates best gain in these quarters.



8
0
0

Visual positions in race at 2nd Quarter



4
0
0

Visual positions in race at 3rd Quarter



Melton Race 5 Distance 2240m

Saturday, 6 June 2026

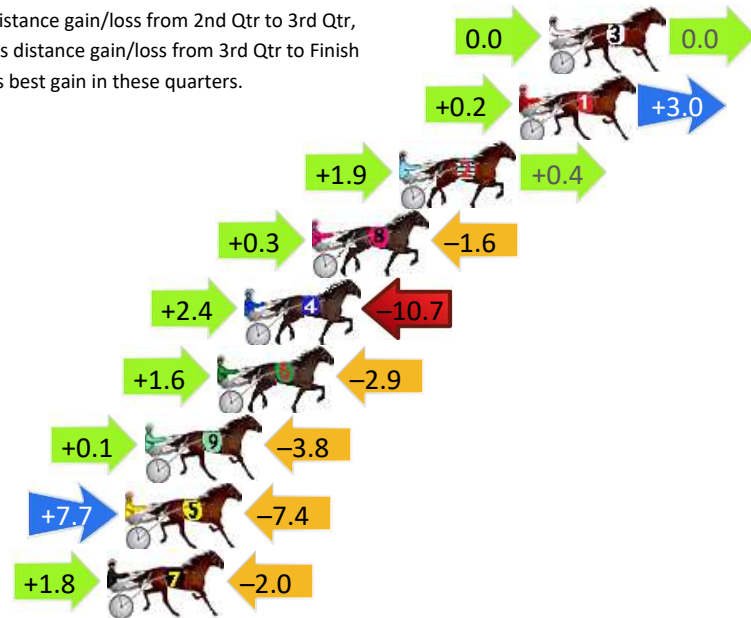
Gross Time: 2:39.30 MileRate: 1:54.40 LeadTime: 45.00s First Qtr: 30.00s Second Qtr: 30.20s Third Qtr: 27.60s Fourth Qtr: 26.50s

DATA TABLE: 800 / 400 Posi's are position from leader and (how wide the horse was at that position)

No	Horse	Plc	Mar	800 Posi	400 Posi	Time	3rd Qtr	4th Qt
3	OLIVER DAN	1	0.0m	0.0m (0)	0.0m (0)	2:39.30	27.60s	26.50s
1	FOX DAN	2	1.2m	4.4m (0)	4.2m (0)	2:39.38	27.58s	26.30s
2	ULTIMATE VINNIE	3	6.0m	8.3m (1)	6.4m (1)	2:39.72	27.46s	26.49s
8	DANGEROUS	4	9.5m	8.2m (0)	7.9m (0)	2:39.96	27.57s	26.63s
4	MY ULTIMATE BARNEY	5	12.2m	3.9m (1)	1.5m (1)	2:40.15	27.43s	27.26s
6	ITS CONFIDENTIAL	6	13.3m	12.0m (1)	10.4m (1)	2:40.23	27.47s	26.73s
9	TRIPLE EIGHT	7	16.2m	12.5m (0)	12.4m (0)	2:40.43	27.57s	26.80s
5	FORTY LOVE	8	17.0m	17.3m (1)	9.6m (2)	2:40.49	27.06s	27.04s
7	OUR LUCIANO	9	17.7m	17.5m (0)	15.7m (1)	2:40.54	27.46s	26.68s

Finish Position and metres gained

First Arrow shows distance gain/loss from 2nd Qtr to 3rd Qtr, Second Arrow shows distance gain/loss from 3rd Qtr to Finish Blue arrow indicates best gain in these quarters.



800

Visual positions in race at 2nd Quarter



400

Visual positions in race at 3rd Quarter



Melton Race 6 Distance 2240m

Saturday, 6 June 2026


Gross Time: 2:47.50 MileRate: 2:00.40 LeadTime: 45.20s First Qtr: 32.50s Second Qtr: 31.20s Third Qtr: 29.20s Fourth Qtr: 29.40s

DATA TABLE: 800 / 400 Posi's are position from leader and (how wide the horse was at that position)

No	Horse	Plc	Mar	800 Posi	400 Posi	Time	3rd Qtr	4th Qt
3	MITCHELL WRAP	1	0.0m	4.1m (0)	4.1m (0)	2:47.50	29.20s	29.10s
4	RINGER WELLS	2	5.3m	0.0m (0)	0.0m (0)	2:47.91	29.20s	29.81s
1	PARIS KAY	3	5.4m	12.7m (0)	12.8m (0)	2:47.92	29.21s	28.89s
5	AVANT GUARD	4	5.7m	4.1m (1)	2.2m (1)	2:47.94	29.06s	29.68s
2	MAJESTIC TOOTH	5	9.4m	8.4m (0)	8.8m (0)	2:48.22	29.23s	29.48s
8	IRON WOMEN	6	10.5m	13.3m (1)	12.3m (1)	2:48.31	29.13s	29.31s
6	TWEEDLEDEE	7	10.6m	13.8m (2)	2.1m (2)	2:48.32	28.35s	30.06s
9	OUR MARVELLA	8	13.2m	8.8m (1)	7.7m (1)	2:48.52	29.12s	29.86s
7	IJUSTCALLEDTOSAY	9	18.2m	18.8m (1)	9.3m (2)	2:48.90	28.51s	30.13s

Finish Position and metres gained

First Arrow shows distance gain/loss from 2nd Qtr to 3rd Qtr,
Second Arrow shows distance gain/loss from 3rd Qtr to Finish
Blue arrow indicates best gain in these quarters.



800

Visual positions in race at 2nd Quarter



400

Visual positions in race at 3rd Quarter



Melton Race 7 Distance 2240m

Saturday, 6 June 2026



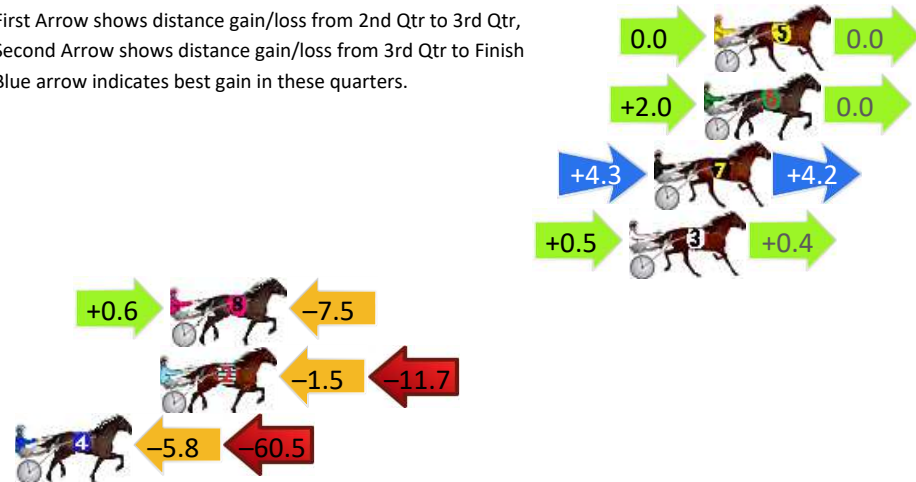
Gross Time: 2:40.30 MileRate: 1:55.20 LeadTime: 44.10s First Qtr: 30.40s Second Qtr: 30.00s Third Qtr: 28.30s Fourth Qtr: 27.50s

DATA TABLE: 800 / 400 Posi's are position from leader and (how wide the horse was at that position)

No	Horse	Plc	Mar	800 Posi	400 Posi	Time	3rd Qtr	4th Qt
5	LUVTOBEUPTOME	1	0.0m	0.0m (0)	0.0m (0)	2:40.30	28.30s	27.50s
6	MOST EXCITING	2	0.4m	2.4m (1)	0.4m (1)	2:40.33	28.16s	27.50s
7	LE CARDINAL	3	2.4m	10.9m (1)	6.6m (1)	2:40.47	27.99s	27.22s
3	SOLS ME NAME	4	3.4m	4.3m (0)	3.8m (0)	2:40.55	28.26s	27.49s
8	DUSTY PHILTRA	5	21.8m	14.9m (1)	14.3m (2)	2:41.88	28.25s	28.08s
2	SCOOTER LOU	6	22.2m	9.0m (0)	10.5m (0)	2:41.91	28.40s	28.38s
4	SPRINGFIELD RIVER	7	72.9m	6.6m (1)	12.4m (1)	2:45.58	28.69s	31.92s

Finish Position and metres gained

First Arrow shows distance gain/loss from 2nd Qtr to 3rd Qtr, Second Arrow shows distance gain/loss from 3rd Qtr to Finish
Blue arrow indicates best gain in these quarters.



Melton Race 8 Distance 1720m

Saturday, 6 June 2026


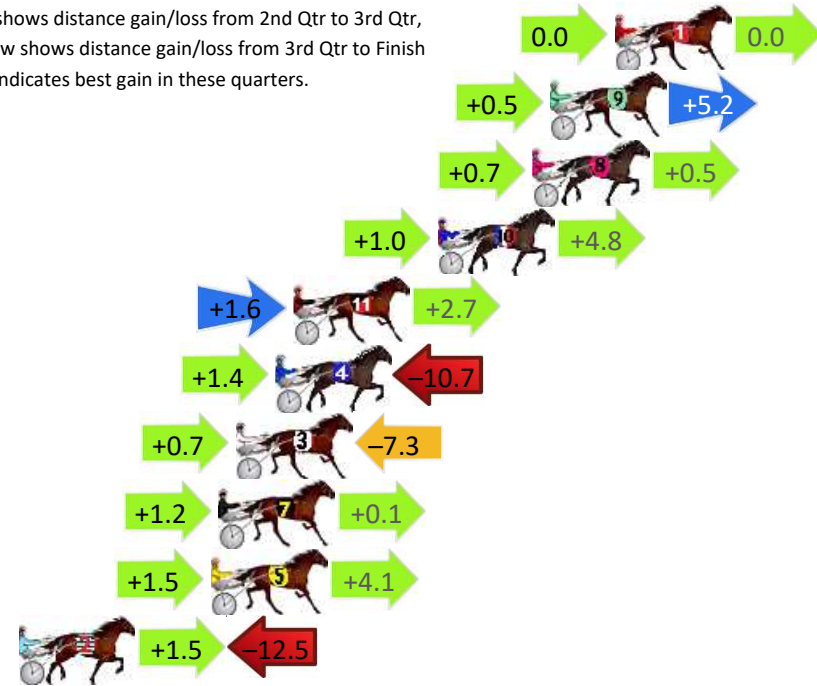
Gross Time: 2:00.70 MileRate: 1:52.90 LeadTime: 7.10s First Qtr: 27.80s Second Qtr: 30.30s Third Qtr: 28.00s Fourth Qtr: 27.50s

DATA TABLE: 800 / 400 Posi's are position from leader and (how wide the horse was at that position)

No	Horse	Plc	Mar	800 Posi	400 Posi	Time	3rd Qtr	4th Qt
1	I AM THE STORM	1	0.0m	0.0m (0)	0.0m (0)	2:00.70	28.00s	27.50s
9	ODIN	2	2.6m	8.3m (0)	7.8m (0)	2:00.89	27.96s	27.15s
8	PERUN	3	3.3m	4.5m (0)	3.8m (0)	2:00.94	27.95s	27.48s
10	GOOD TOBE LOCKSLEY	4	7.1m	12.9m (0)	11.9m (0)	2:01.21	27.92s	27.19s
11	KARTIARE	5	12.9m	17.2m (1)	15.6m (1)	2:01.63	27.88s	27.36s
4	ISOLATION	6	13.6m	4.3m (1)	2.9m (1)	2:01.68	27.90s	28.29s
3	JAZZY MELEA	7	15.2m	8.6m (1)	7.9m (1)	2:01.80	27.95s	28.05s
7	BIG BAD OSSIE	8	15.9m	17.2m (0)	16.0m (0)	2:01.85	27.90s	27.55s
5	HIT THEROADJACK	9	16.2m	21.8m (0)	20.3m (1)	2:01.87	27.88s	27.28s
2	JACCKA CONNOR	10	23.9m	12.9m (1)	11.4m (1)	2:02.43	27.89s	28.44s

Finish Position and metres gained

First Arrow shows distance gain/loss from 2nd Qtr to 3rd Qtr, Second Arrow shows distance gain/loss from 3rd Qtr to Finish
Blue arrow indicates best gain in these quarters.



800

Visual positions in race at 2nd Quarter



400

Visual positions in race at 3rd Quarter



Melton Race 9 Distance 2240m

Saturday, 6 June 2026

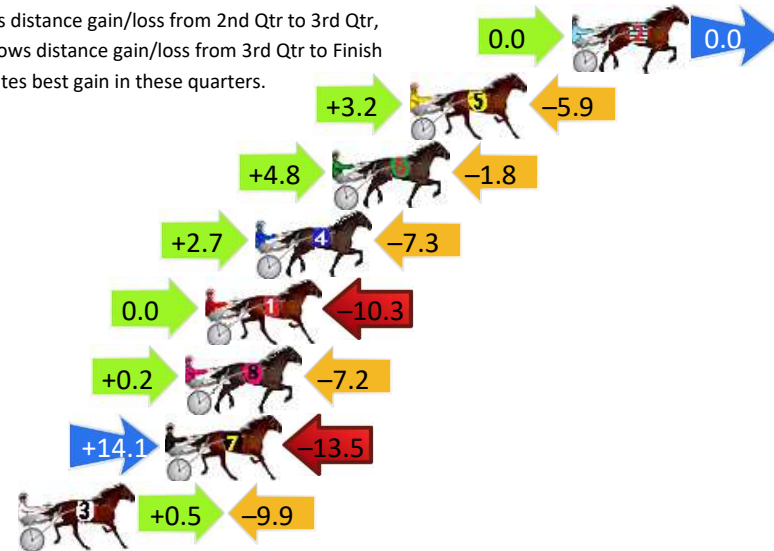
Gross Time: 2:42.90 MileRate: 1:57.10 LeadTime: 45.70s First Qtr: 31.10s Second Qtr: 31.10s Third Qtr: 28.30s Fourth Qtr: 26.70s

DATA TABLE: 800 / 400 Posi's are position from leader and (how wide the horse was at that position)

No	Horse	Plc	Mar	800 Posi	400 Posi	Time	3rd Qtr	4th Qt
2	DYNAMITEDAN	1	0.0m	0.0m (0)	0.0m (0)	2:42.90	28.30s	26.70s
5	KEAYANG SWEETHEART	2	6.5m	3.8m (1)	0.6m (1)	2:43.36	28.07s	27.12s
6	MISS ARI	3	9.6m	12.6m (1)	7.8m (2)	2:43.58	27.95s	26.84s
4	STARZZZ DESTINY	4	12.7m	8.1m (1)	5.4m (1)	2:43.79	28.10s	27.23s
1	MUSELET	5	14.7m	4.4m (0)	4.4m (0)	2:43.93	28.29s	27.43s
8	TELEMACHUS	6	15.5m	8.5m (0)	8.3m (0)	2:43.99	28.27s	27.22s
7	FIRE MARSHALL	7	16.3m	16.9m (1)	2.8m (2)	2:44.05	27.31s	27.65s
3	STARZINHEREYES	8	22.2m	12.8m (0)	12.3m (1)	2:44.46	28.24s	27.43s

Finish Position and metres gained

First Arrow shows distance gain/loss from 2nd Qtr to 3rd Qtr, Second Arrow shows distance gain/loss from 3rd Qtr to Finish
Blue arrow indicates best gain in these quarters.



800

Visual positions in race at 2nd Quarter



400

Visual positions in race at 3rd Quarter

