

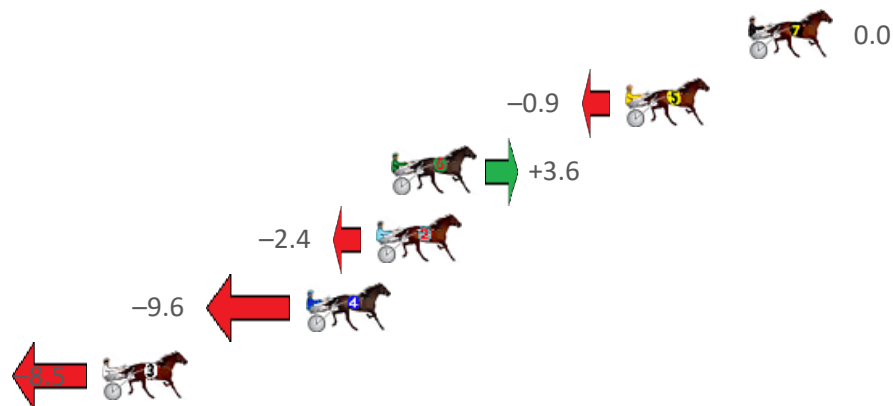
Melton Race 1 Distance 1720m

Friday, 5 January 2024

Gross Time: 2:02.50 MileRate: 1:54.60 LeadTime: 7.20s First Qtr: 28.90s Second Qtr: 29.80s Third Qtr: 29.30s Fourth Qtr: 27.30s

NoHorse	Plc	Mar	800 Posi	400 Posi	Time	3rd Qtr	4th Qtr
7 THESTATESMAN	1	0.0m	0.0m (0)	0.0m (0)	2:02.50	29.30s	27.30s
5 SHEVCHENKO	2	4.9m	4.0m (0)	4.0m (0)	2:02.87	29.30s	27.36s
6 MAGOMEDOV	3	14.2m	17.8m (1)	11.6m (1)	2:03.56	28.87s	27.48s
2 LOU EASYANA	4	14.8m	12.4m (0)	7.0m (1)	2:03.60	28.94s	27.83s
4 DEWDROPS	5	17.6m	8.0m (0)	7.8m (0)	2:03.82	29.31s	27.97s
3 ANAKIN	6	25.7m	17.2m (0)	12.4m (0)	2:04.42	29.00s	28.20s

Finish Position and metres gained from 800m



PJ Harness Analyser

Sectional Analysis Software – Not just a formguide!

www.facebook.com/PJHarnessRacing



RISE Digital, Harness Racing Australia nor the provider accepts any responsibility for the completeness or accuracy of any of the information contained herein, and makes no representations about its suitability for any particular purpose. Users should make their own judgements about those matters and/or seek independent advice. You assume all risks associated with use of data provided on this page

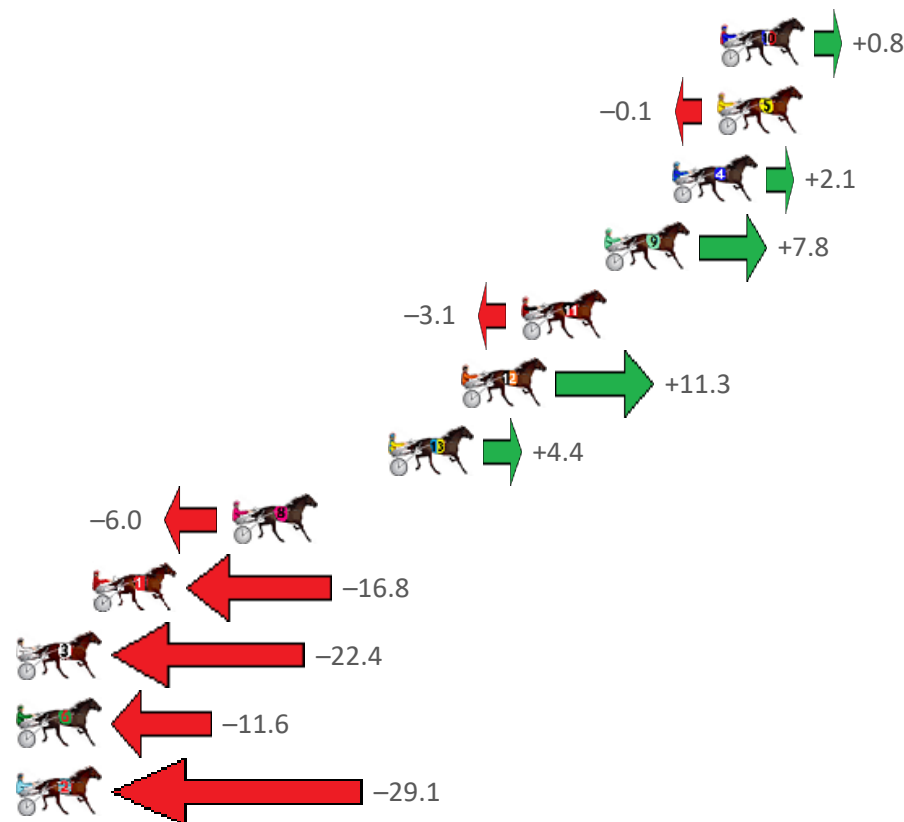
Melton Race 2 Distance 2240m

Friday, 5 January 2024

Gross Time: 2:45.10 MileRate: 1:58.60 LeadTime: 45.90s First Qtr: 31.10s Second Qtr: 29.20s Third Qtr: 29.70s Fourth Qtr: 29.20s

NoHorse	Plc	Mar	800 Posi	400 Posi	Time	3rd Qtr	4th Qtr
10 CHEROKEE JAC	1	0.0m	0.8m (1)	0.0m (1)	2:45.12	29.64s	29.20s
5 MICTON MOUSE	2	0.1m	0.0m (0)	0.2m (0)	2:45.12	29.71s	29.19s
4 AS SHE SAYS	3	1.9m	4.0m (0)	4.4m (0)	2:45.25	29.73s	29.02s
9 ROCKNROLL GRONK	4	4.6m	12.4m (2)	4.2m (2)	2:45.46	29.10s	29.23s
11 PRECIOUS BELLE	5	7.9m	4.8m (1)	4.0m (1)	2:45.70	29.64s	29.48s
12 SNAZOLA	6	10.3m	21.6m (1)	13.8m (2)	2:45.88	29.13s	28.95s
13 JOHN VINCENT	7	13.2m	17.6m (1)	15.4m (1)	2:46.10	29.54s	29.04s
8 SIR ROMAN	8	19.4m	13.4m (0)	13.8m (0)	2:46.56	29.73s	29.61s
1 SILVER DOMINO	9	25.0m	8.2m (0)	9.2m (0)	2:46.98	29.78s	30.35s
3 MY ULTIMATE ROME	10	31.8m	9.4m (1)	11.6m (1)	2:47.49	29.87s	30.67s
6 OSCAR BRAVO	11	38.2m	26.6m (1)	22.2m (1)	2:47.96	29.39s	30.36s
2 AUNTY BESSY	12	42.3m	13.2m (1)	9.6m (2)	2:48.27	29.46s	31.57s

Finish Position and metres gained from 800m



PJ Harness Analyser

Sectional Analysis Software – Not just a formguide!

www.facebook.com/PJHarnessRacing



RISE Digital, Harness Racing Australia nor the provider accepts any responsibility for the completeness or accuracy of any of the information contained herein, and makes no representations about its suitability for any particular purpose. Users should make their own judgements about those matters and/or seek independent advice. You assume all risks associated with use of data provided on this page

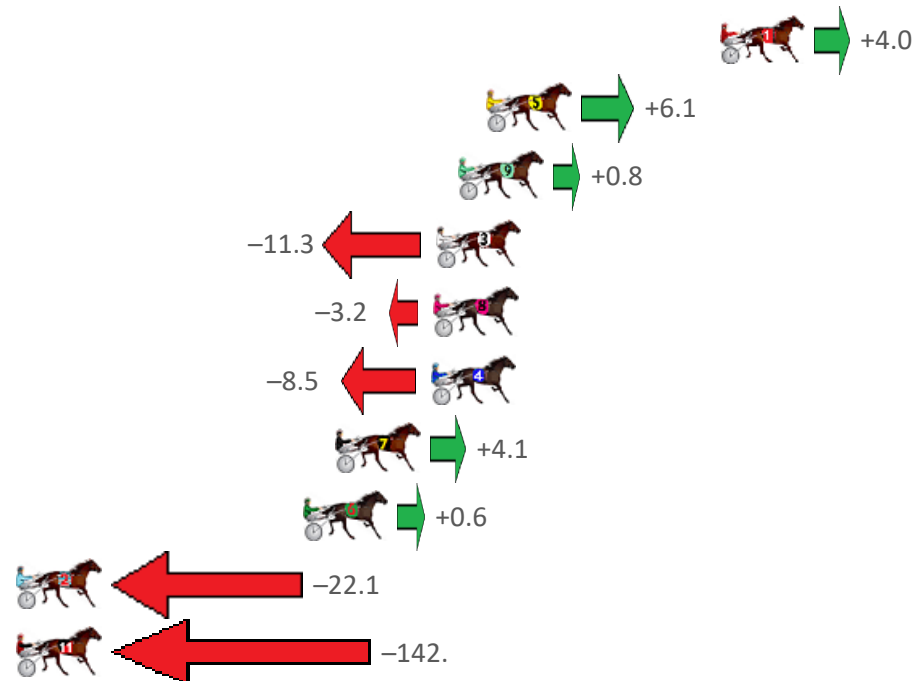
Melton Race 3 Distance 1720m

Friday, 5 January 2024

Gross Time: 2:01.90 MileRate: 1:54.10 LeadTime: 7.20s First Qtr: 28.00s Second Qtr: 29.40s Third Qtr: 29.40s Fourth Qtr: 27.90s

NoHorse	Plc	Mar	800 Posi	400 Posi	Time	3rd Qtr	4th Qtr
1 AUSSIEPRIDE	1	0.0m	4.0m (0)	4.0m (0)	2:01.90	29.39s	27.62s
5 ILLAWONG DANNY	2	9.3m	15.4m (1)	10.2m (2)	2:02.59	29.03s	27.84s
9 ARCHAA	3	10.4m	11.2m (1)	6.0m (2)	2:02.68	29.04s	28.21s
3 WICHITA KANSAS	4	11.3m	0.0m (0)	0.0m (0)	2:02.75	29.42s	28.68s
8 BONA KHAN	5	11.4m	8.2m (0)	9.8m (0)	2:02.75	29.52s	28.01s
4 HEY GOYOUGOODTH	6	11.5m	3.0m (1)	0.2m (1)	2:02.76	29.22s	28.68s
7 BULLETPROOF KID	7	15.3m	19.4m (1)	14.4m (2)	2:03.04	29.05s	27.96s
6 LENARD ESS	8	16.6m	17.2m (0)	15.8m (0)	2:03.14	29.30s	27.96s
2 GOOD FEELINGS	9	29.3m	7.2m (1)	9.0m (1)	2:04.09	29.57s	29.31s
11 SOMEBEACHDREAMI	10	155.2m	12.4m (0)	13.2m (1)	2:13.48	29.72s	37.75s

Finish Position and metres gained from 800m



PJ Harness Analyser

Sectional Analysis Software – Not just a formguide!

www.facebook.com/PJHarnessRacing



RISE Digital, Harness Racing Australia nor the provider accepts any responsibility for the completeness or accuracy of any of the information contained herein, and makes no representations about its suitability for any particular purpose. Users should make their own judgements about those matters and/or seek independent advice. You assume all risks associated with use of data provided on this page

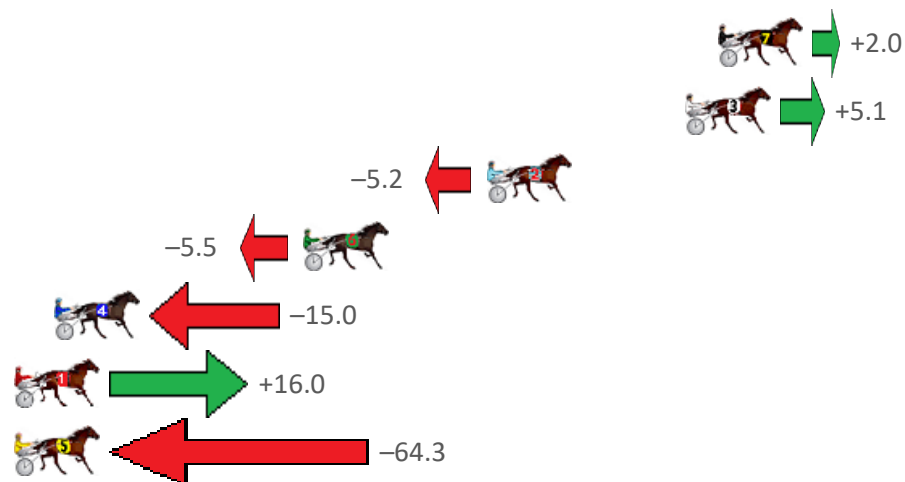
Melton Race 4 Distance 1720m

Friday, 5 January 2024

Gross Time: 2:08.30 MileRate: 2:00.10 LeadTime: 7.80s First Qtr: 29.70s Second Qtr: 30.70s Third Qtr: 30.10s Fourth Qtr: 30.00s

NoHorse	Plc	Mar	800 Posi	400 Posi	Time	3rd Qtr	4th Qtr
7 MAORI FRANKLIN	1	0.0m	2.0m (1)	0.0m (0)	2:08.35	29.95s	30.00s
3 SHEZA CHOCOLATIER	2	1.3m	6.4m (1)	4.6m (1)	2:08.44	29.97s	29.75s
2 SURPRISE TO ME	3	9.2m	4.0m (0)	9.4m (1)	2:09.03	30.50s	29.99s
6 JAHBELLA	4	16.5m	11.0m (1)	13.0m (2)	2:09.57	30.25s	30.26s
4 MACHO MAORI	5	26.4m	11.4m (0)	15.6m (0)	2:10.32	30.42s	30.81s
1 ROMANTIC NINA	6	59.0m	75.0m (0)	80.0m (0)	2:12.74	30.47s	28.43s
5 DO YA WANNA DON	7	64.3m	0.0m (0)	6.6m (0)	2:13.14	30.60s	34.30s

Finish Position and metres gained from 800m



PJ Harness Analyser

Sectional Analysis Software – Not just a formguide!

www.facebook.com/PJHarnessRacing



RISE Digital, Harness Racing Australia nor the provider accepts any responsibility for the completeness or accuracy of any of the information contained herein, and makes no representations about its suitability for any particular purpose. Users should make their own judgements about those matters and/or seek independent advice. You assume all risks associated with use of data provided on this page

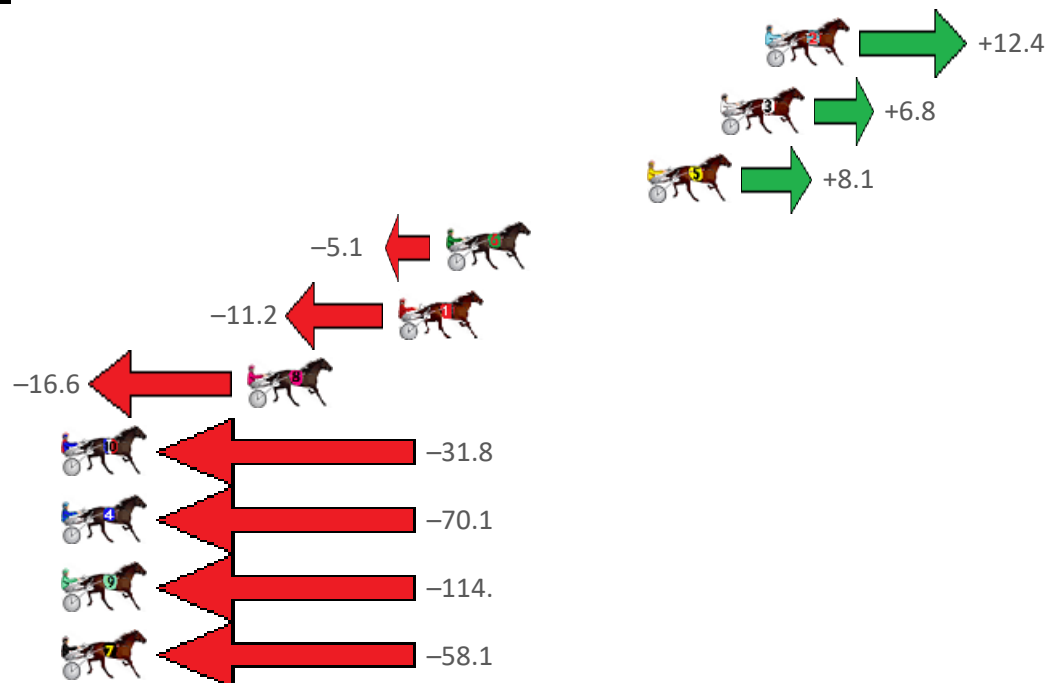
Melton Race 5 Distance 2240m

Friday, 5 January 2024

Gross Time: 2:49.60 MileRate: 2:01.90 LeadTime: 47.20s First Qtr: 32.30s Second Qtr: 30.50s Third Qtr: 30.00s Fourth Qtr: 29.60s

NoHorse	Plc	Mar	800 Posi	400 Posi	Time	3rd Qtr	4th Qtr
2 BLACK AND GOLD	1	0.0m	12.4m (1)	0.0m (1)	2:49.63	29.08s	29.60s
3 DESERT ASSASSIN	2	1.8m	8.6m (0)	12.6m (2)	2:49.76	30.29s	28.81s
5 CHARLIE WALKER	3	4.7m	12.8m (0)	6.2m (2)	2:49.98	29.51s	29.49s
6 CORK	4	12.7m	7.6m (1)	9.2m (1)	2:50.56	30.12s	29.86s
1 ABITOFADREAMER	5	14.6m	3.4m (1)	3.4m (0)	2:50.72	30.01s	30.42s
8 ALFIE ALWAYS	6	20.6m	4.0m (0)	14.2m (1)	2:51.17	30.76s	30.07s
10 BALTIC SPIRIT	7	50.4m	18.6m (2)	15.6m (3)	2:53.39	29.80s	32.16s
4 FLING IT RAINBOW	8	70.1m	0.0m (0)	10.8m (0)	2:54.85	30.83s	33.96s
9 TINEY	9	128.2m	14.2m (2)	50.0m (0)	2:59.19	32.69s	35.35s
7 SKEW WHIFF	10	138.1m	80.0m (0)	110.0m (0)	2:59.93	32.24s	31.67s

Finish Position and metres gained from 800m



PJ Harness Analyser

Sectional Analysis Software - Not just a formguide!

www.facebook.com/PJHarnessRacing



RISE Digital, Harness Racing Australia nor the provider accepts any responsibility for the completeness or accuracy of any of the information contained herein, and makes no representations about its suitability for any particular purpose. Users should make their own judgements about those matters and/or seek independent advice. You assume all risks associated with use of data provided on this page

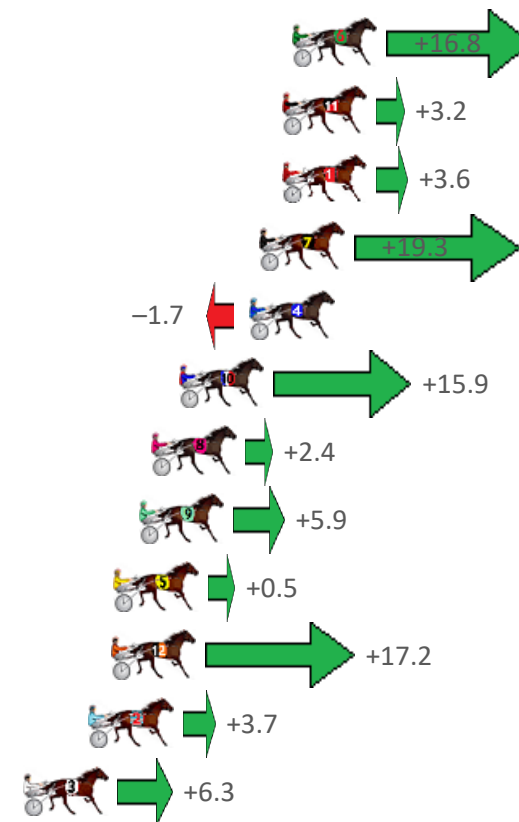
Melton Race 6 Distance 2240m

Friday, 5 January 2024

Gross Time: 2:43.60 MileRate: 1:57.50 LeadTime: 44.30s First Qtr: 29.80s Second Qtr: 31.30s Third Qtr: 30.50s Fourth Qtr: 27.70s

NoHorse	Plc	Mar	800 Posi	400 Posi	Time	3rd Qtr	4th Qtr
6 CAPTAIN WILSON	1	0.0m	16.8m (1)	4.6m (2)	2:43.61	29.60s	27.38s
11 ARNIES ARMY	2	0.4m	3.6m (1)	1.0m (1)	2:43.64	30.31s	27.66s
1 MAJOR MAL	3	0.4m	4.0m (0)	4.6m (0)	2:43.66	30.53s	27.41s
7 MONTANA FLASH	4	1.3m	20.6m (1)	11.0m (1)	2:43.71	29.77s	27.03s
4 CURYO GENTLEMAN	5	1.7m	0.0m (0)	0.2m (0)	2:43.73	30.52s	27.80s
10 DUFFY HOLLOW	6	4.5m	20.4m (2)	12.2m (2)	2:43.95	29.88s	27.17s
8 HUGO ROCKS	7	5.6m	8.0m (0)	8.6m (0)	2:44.03	30.53s	27.49s
9 IM SHADOW BOXER	8	6.1m	12.0m (0)	13.0m (0)	2:44.06	30.55s	27.22s
5 LOVE INA CHEVY	9	7.1m	7.6m (1)	6.6m (1)	2:44.14	30.43s	27.73s
12 JEREMY WELLS	10	7.2m	24.4m (2)	16.4m (2)	2:44.15	29.89s	27.07s
2 HURRIKANE FRANCO	11	8.1m	11.8m (1)	0.0m (2)	2:44.22	29.67s	28.26s
3 HES OLLY	12	10.7m	17.0m (0)	16.2m (1)	2:44.41	30.42s	27.32s

Finish Position and metres gained from 800m







Harness Analyser

Sectional Analysis Software – Not just a formguide!

www.facebook.com/PJHarnessRacing



RISE Digital, Harness Racing Australia nor the provider accepts any responsibility for the completeness or accuracy of any of the information contained herein, and makes no representations about its suitability for any particular purpose. Users should make their own judgements about those matters and/or seek independent advice. You assume all risks associated with use of data provided on this page

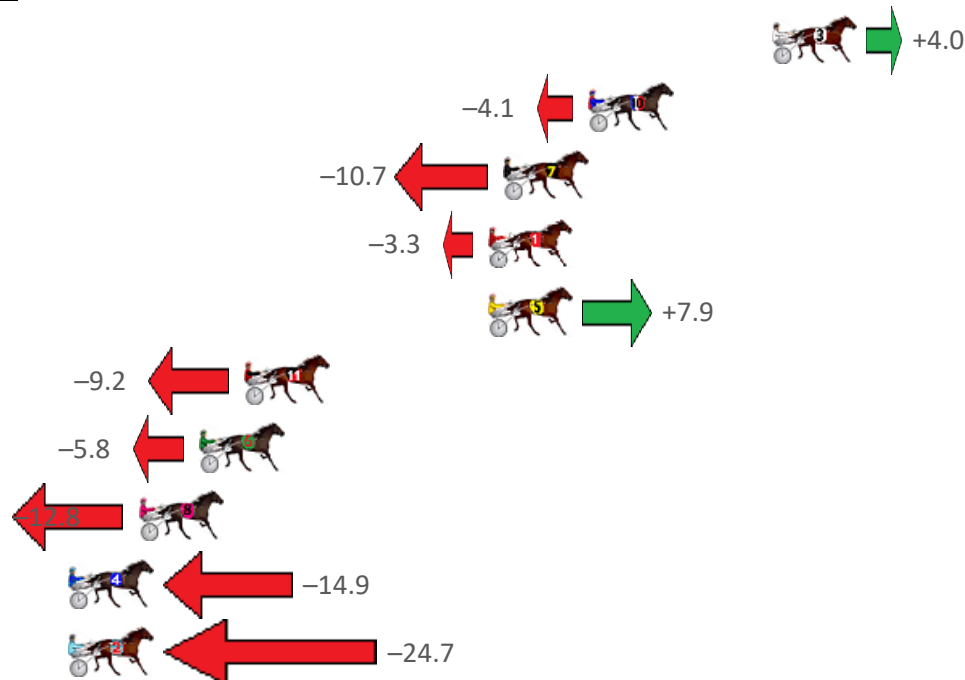
Melton Race 7 Distance 1720m

Friday, 5 January 2024

Gross Time: 2:02.50 MileRate: 1:54.60 LeadTime: 7.30s First Qtr: 27.70s Second Qtr: 30.90s Third Qtr: 29.40s Fourth Qtr: 27.20s

NoHorse	Plc	Mar	800 Posi	400 Posi	Time	3rd Qtr	4th Qtr
3 BETTER DAY	1	0.0m	4.0m (0)	4.0m (0)	2:02.47	29.39s	26.93s
10 NOTHINGBUTWAVES	2	7.3m	3.2m (1)	1.6m (1)	2:03.01	29.30s	27.59s
7 GILTY BY THE BEACH	3	10.7m	0.0m (0)	0.0m (0)	2:03.26	29.43s	27.92s
1 ILLAWONG PHOENIX	4	11.3m	8.0m (0)	8.4m (0)	2:03.31	29.44s	27.40s
5 NOMORELYING	5	11.3m	19.2m (2)	13.8m (3)	2:03.31	29.01s	27.03s
11 HEAVENLY BRIGADE	6	21.0m	11.8m (1)	12.0m (1)	2:04.03	29.44s	27.81s
6 WINGATE GUY	7	22.8m	17.0m (1)	17.0m (1)	2:04.16	29.42s	27.59s
8 GOTTAHAVEAHOBBI	8	25.2m	12.4m (0)	13.6m (0)	2:04.35	29.52s	27.98s
4 DO NOT SURRENDER	9	30.1m	15.2m (2)	10.6m (2)	2:04.71	29.13s	28.52s
2 JILLIBY RIPPA	10	32.5m	7.8m (1)	8.0m (1)	2:04.89	29.48s	28.86s

Finish Position and metres gained from 800m



PJ Harness Analyser

Sectional Analysis Software - Not just a formguide!

www.facebook.com/PJHarnessRacing



RISE Digital, Harness Racing Australia nor the provider accepts any responsibility for the completeness or accuracy of any of the information contained herein, and makes no representations about its suitability for any particular purpose. Users should make their own judgements about those matters and/or seek independent advice. You assume all risks associated with use of data provided on this page


Melton Race 8 Distance 2240m

Friday, 5 January 2024

Gross Time: 2:52.10 MileRate: 2:03.70 LeadTime: 47.20s First Qtr: 32.30s Second Qtr: 29.60s Third Qtr: 32.10s Fourth Qtr: 30.90s

NoHorse	Plc	Mar	800 Posi	400 Posi	Time	3rd Qtr	4th Qtr
10 FLYING FLYNN	1	0.0m	19.0m (1)	4.0m (2)	2:52.14	30.92s	30.59s
13 CHU CHITS	2	1.8m	5.4m (0)	4.0m (0)	2:52.27	31.99s	30.73s
12 JACKOFALLTRADES	3	4.8m	0.0m (0)	0.0m (0)	2:52.50	32.11s	31.27s
11 COLUMBIAS GONZAL	4	6.9m	13.8m (1)	1.2m (1)	2:52.66	31.12s	31.34s
7 DANCING SPIDER	5	7.0m	11.6m (0)	9.0m (0)	2:52.67	31.89s	30.75s
5 GUNNY TEE	6	18.3m	19.6m (0)	25.0m (0)	2:53.51	32.51s	30.39s
9 IMASOCIALBUTTERFL	7	38.4m	33.0m (0)	26.0m (1)	2:55.01	31.57s	31.85s
8 ROBERT JOHN	8	57.7m	55.0m (0)	50.0m (0)	2:56.44	31.72s	31.49s
3 THAT OTHER THING	9	58.3m	60.0m (0)	55.0m (0)	2:56.49	31.71s	31.15s
2 EAGLE WHIZZ	10	104.5m	80.0m (0)	90.0m (0)	2:59.94	32.90s	32.01s
1 IM SHIPPING STEEL	11	116.3m	85.0m (0)	95.0m (0)	3:00.81	32.91s	32.54s
4 MAJESTIC MOMENT	12	126.7m	90.0m (0)	100.0m (0)	3:01.59	32.92s	32.95s

Finish Position and metres gained from 800m



PJ Harness Analyser

Sectional Analysis Software - Not just a formguide!

www.facebook.com/PJHarnessRacing



RISE Digital, Harness Racing Australia nor the provider accepts any responsibility for the completeness or accuracy of any of the information contained herein, and makes no representations about its suitability for any particular purpose. Users should make their own judgements about those matters and/or seek independent advice. You assume all risks associated with use of data provided on this page

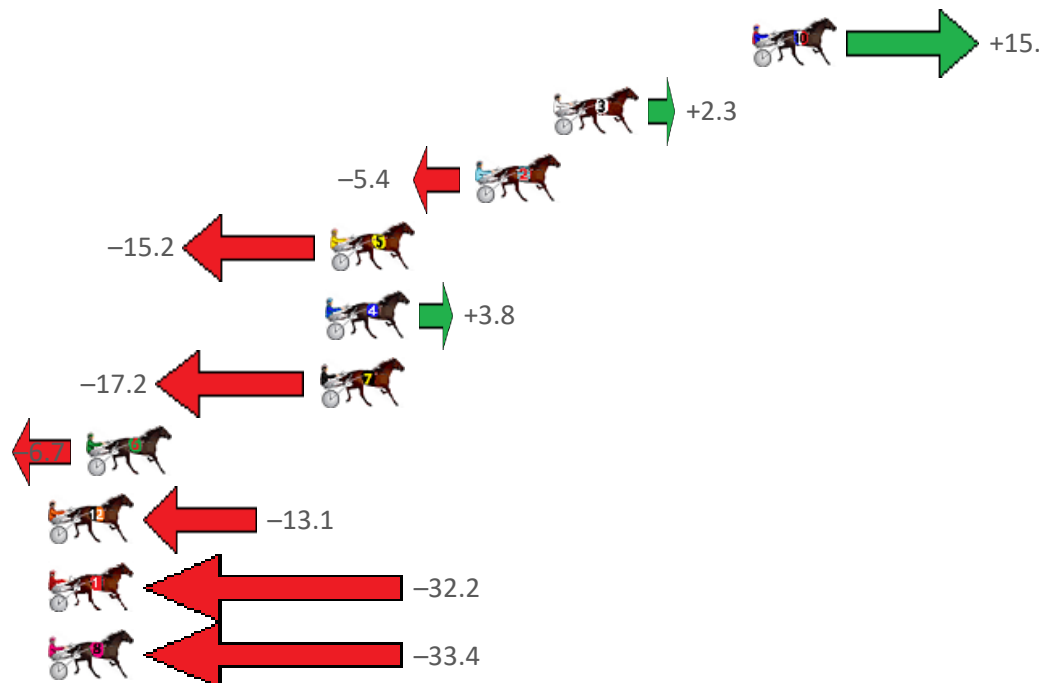
Melton Race 9 Distance 2240m

Friday, 5 January 2024

Gross Time: 2:45.10 MileRate: 1:58.60 LeadTime: 44.90s First Qtr: 30.80s Second Qtr: 30.90s Third Qtr: 30.10s Fourth Qtr: 28.40s

NoHorse	Plc	Mar	800 Posi	400 Posi	Time	3rd Qtr	4th Qtr
10 I BET YOU	1	0.0m	15.2m (1)	11.2m (2)	2:45.05	29.79s	27.61s
3 STEEL THE MOMENT	2	7.9m	10.2m (1)	7.4m (1)	2:45.64	29.90s	28.44s
2 FELLINI	3	11.0m	5.6m (1)	4.6m (0)	2:45.88	30.04s	28.85s
5 BARNY BILL	4	16.8m	1.6m (1)	1.0m (1)	2:46.31	30.09s	29.52s
4 GOODTIME CRACKER	5	17.0m	20.8m (0)	21.6m (1)	2:46.32	30.15s	28.08s
7 JILLIBY SOVEREIGN	6	17.2m	0.0m (0)	0.0m (0)	2:46.34	30.14s	29.61s
6 ROCKSTAR SAINT	7	26.5m	19.8m (1)	17.4m (1)	2:47.03	29.94s	29.04s
12 NAYOMI	8	29.9m	16.8m (0)	23.6m (0)	2:47.28	30.61s	28.84s
1 BACKBEACH PETER	9	38.4m	6.2m (0)	14.4m (0)	2:47.91	30.75s	30.09s
8 RED HOT MIKI	10	45.8m	12.4m (0)	19.2m (0)	2:48.47	30.65s	30.28s

Finish Position and metres gained from 800m



PJ Harness Analyser

Sectional Analysis Software - Not just a formguide!

www.facebook.com/PJHarnessRacing



RISE Digital, Harness Racing Australia nor the provider accepts any responsibility for the completeness or accuracy of any of the information contained herein, and makes no representations about its suitability for any particular purpose. Users should make their own judgements about those matters and/or seek independent advice. You assume all risks associated with use of data provided on this page

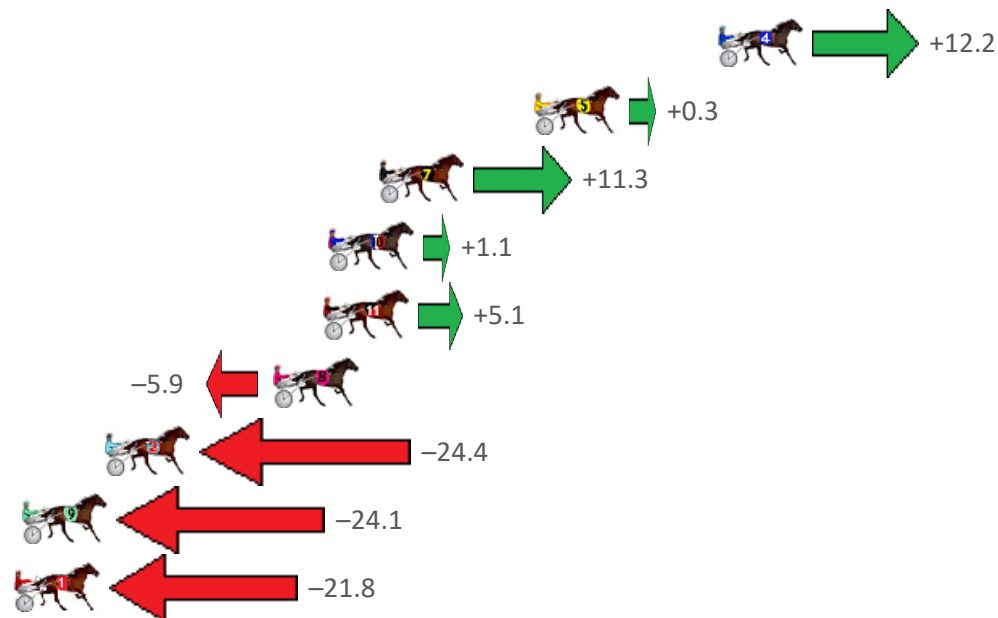
Melton Race 10 Distance 2240m

Friday, 5 January 2024

Gross Time: 2:50.00 MileRate: 2:02.10 LeadTime: 48.80s First Qtr: 31.40s Second Qtr: 31.10s Third Qtr: 29.60s Fourth Qtr: 29.10s

NoHorse	Plc	Mar	800 Posi	400 Posi	Time	3rd Qtr	4th Qtr
4 SELF EXCLUSION	1	0.0m	12.2m (1)	8.4m (2)	2:50.00	29.32s	28.49s
5 ALPHA CRUCIS	2	7.3m	7.6m (1)	3.0m (2)	2:50.54	29.27s	29.41s
7 MY ULTIMATE JACKO	3	13.5m	24.8m (1)	21.6m (3)	2:51.00	29.36s	28.51s
10 DIDNT I	4	15.5m	16.6m (1)	13.4m (2)	2:51.15	29.37s	29.25s
11 DANCIN DOLLY	5	15.7m	20.8m (1)	17.2m (3)	2:51.17	29.34s	28.99s
8 SPECULATOR	6	17.7m	11.8m (0)	11.4m (1)	2:51.32	29.57s	29.56s
2 KILLARA INSANITY	7	24.4m	0.0m (0)	0.0m (0)	2:51.82	29.62s	30.87s
9 ROYAL CADENCE	8	27.7m	3.6m (1)	2.8m (1)	2:52.07	29.56s	30.90s
1 BALMY BOB	9	28.2m	6.4m (0)	8.2m (0)	2:52.10	29.74s	30.55s

Finish Position and metres gained from 800m



PJ Harness Analyser

Sectional Analysis Software - Not just a formguide!

www.facebook.com/PJHarnessRacing



RISE Digital, Harness Racing Australia nor the provider accepts any responsibility for the completeness or accuracy of any of the information contained herein, and makes no representations about its suitability for any particular purpose. Users should make their own judgements about those matters and/or seek independent advice. You assume all risks associated with use of data provided on this page