

Melton Race 1 Distance 1720m

Saturday, 3 February 2024


Gross Time: 2:02.30 MileRate: 1:54.40 LeadTime: 7.10s First Qtr: 28.60s Second Qtr: 30.90s Third Qtr: 28.20s Fourth Qtr: 27.50s

DATA TABLE: 800 / 400 Posi's are position from leader and (how wide the horse was at that position)

No	Horse	Plc	Mar	800 Posi	400 Posi	Time	3rd Qtr	4th Qt
9	MAJOR THINKER	1	0.0m	8.2m (1)	2.0m (2)	2:02.30	27.77s	27.36s
10	JACCKA CONNOR	2	1.2m	7.8m (0)	8.6m (0)	2:02.39	28.25s	26.99s
1	ASMLEANDAWINX	3	5.1m	4.0m (0)	4.4m (0)	2:02.69	28.23s	27.55s
2	HARRYHOO	4	5.2m	0.0m (0)	0.0m (0)	2:02.69	28.20s	27.86s
6	BETA THAN LOVE	5	6.3m	4.0m (1)	4.2m (1)	2:02.77	28.22s	27.64s
5	VICTORY GEORGE	6	7.6m	12.4m (1)	9.8m (1)	2:02.87	28.02s	27.35s
11	HY LEINVINCIBLE	7	8.8m	17.4m (1)	10.2m (2)	2:02.96	27.70s	27.40s
4	MAAS BETTING AGAIN	8	12.5m	22.0m (1)	16.8m (1)	2:03.23	27.84s	27.21s
3	KEAYANG CEDRIC	9	18.7m	11.8m (0)	14.2m (0)	2:03.70	28.37s	27.81s
7	GILTY BY THE BEACH	10	32.4m	26.4m (1)	23.8m (0)	2:04.72	28.03s	28.09s

Finish Position and metres gained

First Arrow shows distance gain/loss from 2nd Qtr to 3rd Qtr,
Second Arrow shows distance gain/loss from 3rd Qtr to Finish
Blue arrow indicates best gain in these quarters.



800

Visual positions in race at 2nd Quarter



400

Visual positions in race at 3rd Quarter



Melton Race 2 Distance 1720m

Saturday, 3 February 2024


Gross Time: 2:01.20 MileRate: 1:53.40 LeadTime: 7.30s First Qtr: 28.50s Second Qtr: 30.30s Third Qtr: 28.20s Fourth Qtr: 26.90s

DATA TABLE: 800 / 400 Posi's are position from leader and (how wide the horse was at that position)

No	Horse	Plc	Mar	800 Posi	400 Posi	Time	3rd Qtr	4th Qt
2	CALLMETHEBREEZE	1	0.0m	0.0m (0)	0.0m (0)	2:01.17	28.20s	26.90s
3	HESALLMUSCLE	2	18.4m	11.6m (1)	8.2m (1)	2:02.54	27.98s	27.58s
5	MUFASA METRO	3	20.9m	20.0m (1)	18.0m (1)	2:02.73	28.07s	27.09s
1	HAMMERS LAW	4	25.9m	4.0m (0)	6.6m (0)	2:03.10	28.41s	28.19s
6	MAJESTUOSO	5	25.9m	15.8m (1)	12.6m (1)	2:03.09	28.00s	27.79s
7	BLUE COMAN	6	33.2m	7.8m (0)	12.6m (0)	2:03.64	28.56s	28.28s
4	KEAYANG IGNITE	7	51.8m	7.4m (1)	3.2m (1)	2:05.03	27.99s	30.15s
9	SLEEPEE	8	54.3m	13.6m (0)	18.4m (0)	2:05.21	28.59s	29.30s
8	MAORI FRANKLIN	9	66.6m	24.2m (1)	29.4m (1)	2:06.13	28.62s	29.39s


Finish Position and metres gained

First Arrow shows distance gain/loss from 2nd Qtr to 3rd Qtr,
Second Arrow shows distance gain/loss from 3rd Qtr to Finish
Blue arrow indicates best gain in these quarters



800

Visual positions in race at 2nd Quarter



400

Visual positions in race at 3rd Quarter



Powered by
PJ

Harness Analyser

Sectional Analysis Software
Not just form | Free Trial

www.facebook.com/PJHarnessRacing



RISE Digital, Harness Racing Australia nor the provider accepts any responsibility for the completeness or accuracy of any of the information contained herein, and makes no representations about its suitability for any particular purpose. Users should make their own judgements about those matters and/or seek independent advice. You assume all risks associated with use of data provided on this page

Melton Race 3 Distance 1720m

Saturday, 3 February 2024



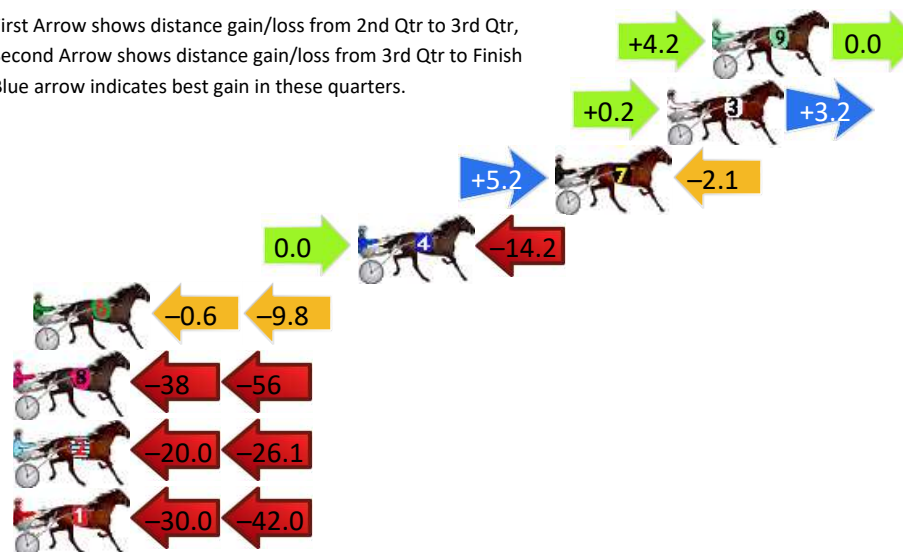
Gross Time: 2:02.80 MileRate: 1:54.90 LeadTime: 7.10s First Qtr: 30.20s Second Qtr: 30.60s Third Qtr: 27.10s Fourth Qtr: 27.80s

DATA TABLE: 800 / 400 Posi's are position from leader and (how wide the horse was at that position)

No	Horse	Plc	Mar	800 Posi	400 Posi	Time	3rd Qtr	4th Qt
9	JUST BELIEVE	1	0.0m	4.2m (1)	0.0m (1)	2:02.81	26.81s	27.80s
3	ARCEE PHOENIX	2	1.8m	5.2m (0)	5.0m (0)	2:02.94	27.09s	27.58s
7	KEAYANG CHUCKY	3	6.3m	9.4m (1)	4.2m (1)	2:03.28	26.74s	27.95s
4	QUEEN ELIDA	4	14.2m	0.0m (0)	0.0m (0)	2:03.87	27.09s	28.78s
6	OLLIVICI	5	27.2m	16.8m (1)	17.4m (0)	2:04.83	27.13s	28.48s
8	MACHO MAORI	6	110.9m	17.0m (0)	55.0m (0)	2:11.07	29.64s	31.66s
2	HOT TO TROT	7	166.1m	120.0m (0)	140.0m (0)	2:15.19	28.44s	29.60s
1	PERFIDIOUS SUE	8	452.0m	380.0m (0)	410.0m (0)	2:36.51	29.11s	30.70s

Finish Position and metres gained

First Arrow shows distance gain/loss from 2nd Qtr to 3rd Qtr,
Second Arrow shows distance gain/loss from 3rd Qtr to Finish
Blue arrow indicates best gain in these quarters.



Melton Race 4 Distance 2240m

Saturday, 3 February 2024


Gross Time: 2:44.30 MileRate: 1:58.10 LeadTime: 46.10s First Qtr: 31.70s Second Qtr: 30.80s Third Qtr: 28.50s Fourth Qtr: 27.20s

DATA TABLE: 800 / 400 Posi's are position from leader and (how wide the horse was at that position)

NoHorse	Plc	Mar	800 Posi	400 Posi	Time	3rd Qtr	4th Qt
1 THE ANSWER	1	0.0m	0.0m (0)	0.0m (0)	2:44.32	28.50s	27.20s
8 FREEASABYRD	2	9.0m	4.8m (0)	4.2m (0)	2:44.99	28.47s	27.52s
2 SOHO VESPER LIND	3	10.3m	8.8m (0)	8.4m (0)	2:45.09	28.48s	27.33s
3 PARADIGM	4	14.0m	7.4m (1)	7.4m (1)	2:45.36	28.51s	27.65s
7 SARA TA SLOY	5	14.4m	12.6m (0)	12.6m (0)	2:45.40	28.50s	27.32s
9 UNIQUELY IDEAL	6	21.6m	22.6m (1)	11.8m (3)	2:45.93	27.77s	27.86s
4 BUBBY TO BASE	7	23.4m	12.2m (1)	10.6m (2)	2:46.07	28.41s	28.07s
5 SHEZAMAJORSTAR	8	35.3m	2.6m (1)	3.2m (1)	2:46.95	28.59s	29.37s
10 SHAZZA LOVE	9	49.0m	17.2m (1)	17.6m (1)	2:47.98	28.58s	29.32s

Finish Position and metres gained

First Arrow shows distance gain/loss from 2nd Qtr to 3rd Qtr,
Second Arrow shows distance gain/loss from 3rd Qtr to Finish
Blue arrow indicates best gain in these quarters.



800

Visual positions in race at 2nd Quarter



400

Visual positions in race at 3rd Quarter



Powered by



Harness Analyser

Sectional Analysis Software

Not just form | Free Trial

www.facebook.com/PJHarnessRacing



RISE Digital, Harness Racing Australia nor the provider accepts any responsibility for the completeness or accuracy of any of the information contained herein, and makes no representations about its suitability for any particular purpose. Users should make their own judgements about those matters and/or seek independent advice. You assume all risks associated with use of data provided on this page

Melton Race 5 Distance 1720m

Saturday, 3 February 2024


Gross Time: 1:59.30 MileRate: 1:51.60 LeadTime: 7.00s First Qtr: 28.20s Second Qtr: 29.50s Third Qtr: 28.30s Fourth Qtr: 26.30s

DATA TABLE: 800 / 400 Posi's are position from leader and (how wide the horse was at that position)

No	Horse	Plc	Mar	800 Posi	400 Posi	Time	3rd Qtr	4th Qt
8	FRANKIE FEROCIOUS	1	0.0m	8.4m (0)	7.8m (0)	1:59.28	28.24s	25.79s
1	PERFECT CLASS	2	2.1m	4.2m (0)	3.8m (0)	1:59.44	28.27s	26.19s
4	CAPTAINS KNOCK	3	2.1m	0.0m (0)	0.0m (0)	1:59.44	28.31s	26.44s
3	CAPTAIN HAMMERHEAD	4	7.0m	3.8m (1)	3.2m (1)	1:59.81	28.27s	26.55s
6	EARL OF PEMBROKE	5	12.1m	8.8m (1)	7.6m (1)	2:00.19	28.23s	26.59s
11	DANGEROUS	6	12.6m	16.8m (1)	16.4m (1)	2:00.23	28.26s	26.05s
9	ANOTHER NIEN	7	13.5m	12.4m (0)	12.0m (0)	2:00.30	28.28s	26.40s
5	LOUS DREAM	8	14.4m	12.8m (1)	12.2m (1)	2:00.36	28.26s	26.44s
7	LITTLE LOUIE	9	17.3m	20.8m (1)	20.8m (1)	2:00.57	28.29s	26.07s
10	OUR VINCENT CAN GOGH	10	19.2m	17.0m (0)	17.8m (0)	2:00.72	28.36s	26.39s

Finish Position and metres gained

First Arrow shows distance gain/loss from 2nd Qtr to 3rd Qtr, Second Arrow shows distance gain/loss from 3rd Qtr to Finish Blue arrow indicates best gain in these quarters.



800

Visual positions in race at 2nd Quarter



400

Visual positions in race at 3rd Quarter



Powered by



Harness Analyser

Sectional Analysis Software

Not just form | Free Trial

www.facebook.com/PJHarnessRacing



RISE Digital, Harness Racing Australia nor the provider accepts any responsibility for the completeness or accuracy of any of the information contained herein, and makes no representations about its suitability for any particular purpose. Users should make their own judgements about those matters and/or seek independent advice. You assume all risks associated with use of data provided on this page

Melton Race 6 Distance 2760m

Saturday, 3 February 2024


Gross Time: 3:15.50 MileRate: 1:54.00 LeadTime: 81.30s First Qtr: 30.40s Second Qtr: 29.50s Third Qtr: 27.10s Fourth Qtr: 27.20s

DATA TABLE: 800 / 400 Posi's are position from leader and (how wide the horse was at that position)

NoHorse	Plc	Mar	800 Posi	400 Posi	Time	3rd Qtr	4th Qt
6 LEAP TO FAME	1	0.0m	0.0m (0)	0.0m (0)	3:15.47	27.10s	27.20s
10 DONT STOP DREAMING	2	1.6m	12.4m (1)	12.2m (2)	3:15.59	27.09s	26.48s
8 MAX DELIGHT	3	5.0m	8.4m (0)	8.8m (0)	3:15.84	27.13s	26.94s
7 BETTER ECLIPSE	4	9.4m	18.0m (1)	16.6m (2)	3:16.17	27.01s	26.71s
3 TAIPO	5	9.6m	16.4m (0)	17.2m (0)	3:16.18	27.15s	26.69s
9 SPIRIT OF ST LOUIS	6	9.7m	12.4m (0)	12.8m (0)	3:16.19	27.13s	26.99s
4 CURLY JAMES	7	13.2m	8.2m (1)	8.2m (2)	3:16.45	27.10s	27.54s
13 KANENA PROVLIMA	8	14.5m	25.4m (0)	25.6m (0)	3:16.55	27.11s	26.45s
11 BEYOND DELIGHT	9	16.1m	20.6m (0)	21.4m (0)	3:16.67	27.15s	26.84s
12 MACH DAN	10	23.4m	22.2m (1)	21.2m (1)	3:17.21	27.03s	27.35s
5 CYA ART	11	26.0m	3.8m (1)	5.4m (1)	3:17.40	27.21s	28.59s
2 CATCH A WAVE	12	27.6m	4.2m (0)	4.4m (0)	3:17.53	27.11s	28.77s

Finish Position and metres gained

First Arrow shows distance gain/loss from 2nd Qtr to 3rd Qtr,
Second Arrow shows distance gain/loss from 3rd Qtr to Finish
Blue arrow indicates best gain in these quarters.



800

Visual positions in race at 2nd Quarter



400

Visual positions in race at 3rd Quarter



Powered by



Harness Analyser

Sectional Analysis Software

Not just form | Free Trial

www.facebook.com/PJHarnessRacing



RISE Digital, Harness Racing Australia nor the provider accepts any responsibility for the completeness or accuracy of any of the information contained herein, and makes no representations about its suitability for any particular purpose. Users should make their own judgements about those matters and/or seek independent advice. You assume all risks associated with use of data provided on this page

Melton Race 7 Distance 2240m

Saturday, 3 February 2024

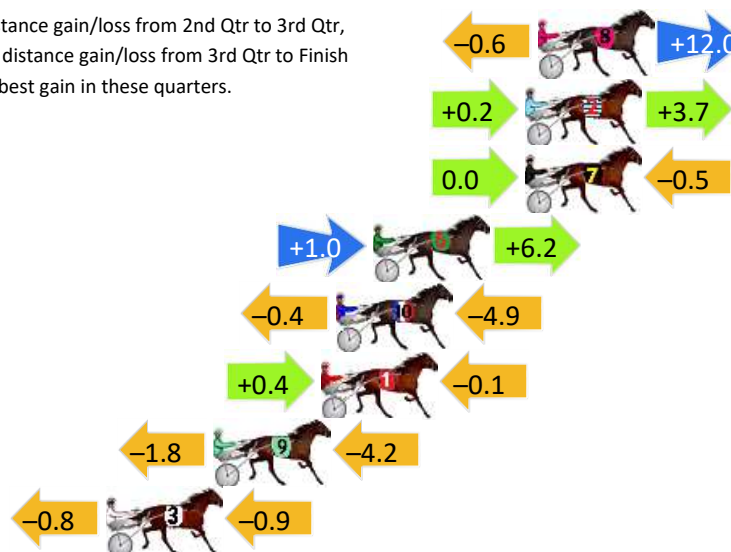
Gross Time: 2:38.40 MileRate: 1:53.80 LeadTime: 43.10s First Qtr: 31.10s Second Qtr: 29.10s Third Qtr: 27.00s Fourth Qtr: 28.10s

DATA TABLE: 800 / 400 Posi's are position from leader and (how wide the horse was at that position)

NoHorse	Plc	Mar	800 Posi	400 Posi	Time	3rd Qtr	4th Qt
8 TRIPLE EIGHT	1	0.0m	11.4m (1)	12.0m (2)	2:38.42	27.06s	27.26s
2 IDEAL ESCAPE	2	0.5m	4.4m (0)	4.2m (0)	2:38.47	26.99s	27.84s
7 BULLETPROOF BOY	3	0.5m	0.0m (0)	0.0m (0)	2:38.48	27.00s	28.13s
6 KOSIMO	4	6.6m	13.8m (0)	12.8m (0)	2:38.91	26.94s	27.67s
10 PETES SAID SO	5	8.1m	2.8m (1)	3.2m (1)	2:39.03	27.02s	28.44s
1 SANDAY	6	8.7m	9.0m (0)	8.6m (0)	2:39.07	26.97s	28.11s
9 TIMS A TROOPER	7	13.0m	7.0m (1)	8.8m (1)	2:39.39	27.12s	28.39s
3 BETTOR ISOLATE	8	17.3m	15.6m (1)	16.4m (2)	2:39.71	27.05s	28.16s

Finish Position and metres gained

First Arrow shows distance gain/loss from 2nd Qtr to 3rd Qtr,
Second Arrow shows distance gain/loss from 3rd Qtr to Finish
Blue arrow indicates best gain in these quarters.



800

Visual positions in race at 2nd Quarter



400

Visual positions in race at 3rd Quarter



Powered by



Harness Analyser

Sectional Analysis Software

Not just form | Free Trial

www.facebook.com/PJHarnessRacing



RISE Digital, Harness Racing Australia nor the provider accepts any responsibility for the completeness or accuracy of any of the information contained herein, and makes no representations about its suitability for any particular purpose. Users should make their own judgements about those matters and/or seek independent advice. You assume all risks associated with use of data provided on this page

Melton Race 8 Distance 1720m

Saturday, 3 February 2024


Gross Time: 2:00.90 MileRate: 1:53.10 LeadTime: 7.40s First Qtr: 27.70s Second Qtr: 29.90s Third Qtr: 28.30s Fourth Qtr: 27.60s

DATA TABLE: 800 / 400 Posi's are position from leader and (how wide the horse was at that position)

NoHorse	Plc	Mar	800 Posi	400 Posi	Time	3rd Qtr	4th Qt
10 CALLMETHEBREEZE	1	0.0m	10.6m (1)	3.2m (2)	2:00.89	27.78s	27.38s
7 JUST BELIEVE	2	0.8m	2.4m (1)	0.6m (1)	2:00.95	28.18s	27.61s
3 KEAYANG CHUCKY	3	5.7m	4.2m (0)	4.4m (0)	2:01.31	28.32s	27.69s
1 HESALLMUSCLE	4	6.2m	0.0m (0)	0.0m (0)	2:01.35	28.31s	28.03s
5 ARCEE PHOENIX	5	8.1m	6.4m (1)	6.8m (1)	2:01.49	28.33s	27.69s
2 MUFASA METRO	6	10.0m	8.6m (0)	9.0m (0)	2:01.63	28.33s	27.67s
4 QUEEN ELIDA	7	11.5m	14.6m (1)	9.4m (2)	2:01.75	27.94s	27.74s
8 HAMMERS LAW	8	21.3m	12.6m (0)	14.6m (0)	2:02.48	28.44s	28.06s
9 BLUE COMAN	9	33.0m	16.6m (0)	21.8m (0)	2:03.34	28.67s	28.37s
6 MAJESTUOSO	10	56.4m	19.0m (1)	31.4m (0)	2:05.09	29.18s	29.32s


Finish Position and metres gained

First Arrow shows distance gain/loss from 2nd Qtr to 3rd Qtr,
Second Arrow shows distance gain/loss from 3rd Qtr to Finish
Blue arrow indicates best gain in these quarters.



800

Visual positions in race at 2nd Quarter



400

Visual positions in race at 3rd Quarter



Powered by



Harness Analyser

Sectional Analysis Software

Not just form | Free Trial

www.facebook.com/PJHarnessRacing



RISE Digital, Harness Racing Australia nor the provider accepts any responsibility for the completeness or accuracy of any of the information contained herein, and makes no representations about its suitability for any particular purpose. Users should make their own judgements about those matters and/or seek independent advice. You assume all risks associated with use of data provided on this page

Melton Race 9 Distance 1200m

Saturday, 3 February 2024

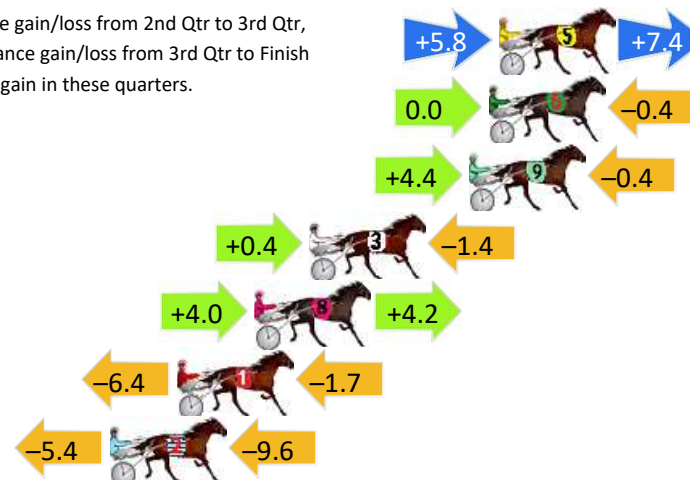
Gross Time: 1:21.70 MileRate: 0:00.00 LeadTime: 0.00s First Qtr: 0.00s Second Qtr: 26.60s Third Qtr: 27.30s Fourth Qtr: 27.80s

DATA TABLE: 800 / 400 Posi's are position from leader and (how wide the horse was at that position)

NoHorse	Plc	Mar	800 Posi	400 Posi	Time	3rd Qtr	4th Qt
5 DALVEY ROBYN	1	0.0m	13.2m (1)	7.4m (2)	1:21.66	26.91s	27.29s
6 JILLIBYJACKSPARROW	2	0.4m	0.0m (1)	0.0m (0)	1:21.69	27.30s	27.83s
9 LA CAPTAIN	3	1.2m	5.2m (2)	0.8m (1)	1:21.74	27.00s	27.83s
3 OZZIE BATTLER	4	7.6m	6.6m (1)	6.2m (1)	1:22.22	27.27s	27.90s
8 LETSROCKLETSROLL	5	9.8m	18.0m (1)	14.0m (1)	1:22.38	27.03s	27.51s
1 SPORTS WRACK	6	12.9m	4.8m (0)	11.2m (0)	1:22.62	27.74s	27.92s
2 ROCK PHONE	7	15.6m	0.6m (0)	6.0m (0)	1:22.82	27.66s	28.46s

Finish Position and metres gained

First Arrow shows distance gain/loss from 2nd Qtr to 3rd Qtr,
Second Arrow shows distance gain/loss from 3rd Qtr to Finish
Blue arrow indicates best gain in these quarters.



800

Visual positions in race at 2nd Quarter



400

Visual positions in race at 3rd Quarter



Powered by



Harness Analyser

Sectional Analysis Software

Not just form | Free Trial

www.facebook.com/PJHarnessRacing



RISE Digital, Harness Racing Australia nor the provider accepts any responsibility for the completeness or accuracy of any of the information contained herein, and makes no representations about its suitability for any particular purpose. Users should make their own judgements about those matters and/or seek independent advice. You assume all risks associated with use of data provided on this page

Melton Race 10 Distance 2240m

Saturday, 3 February 2024

Gross Time: 2:39.70 MileRate: 1:54.80 LeadTime: 44.60s First Qtr: 29.40s Second Qtr: 29.10s Third Qtr: 28.30s Fourth Qtr: 28.30s

DATA TABLE: 800 / 400 Posi's are position from leader and (how wide the horse was at that position)

NoHorse	Plc	Mar	800 Posi	400 Posi	Time	3rd Qtr	4th Qt
2 UBETCHA TIGERPIE	1	0.0m	7.4m (0)	4.4m (0)	2:39.74	28.09s	27.99s
8 MODERN BLISS	2	3.7m	15.4m (0)	12.6m (0)	2:40.01	28.10s	27.67s
5 SPRINGFIELD AFFAIR	3	8.8m	0.0m (0)	0.0m (0)	2:40.40	28.30s	28.92s
6 HES CHARLIES ANGEL	4	10.0m	20.2m (0)	17.4m (0)	2:40.49	28.10s	27.78s
1 ARNIES ARMY	5	10.2m	11.4m (0)	8.4m (0)	2:40.50	28.09s	28.43s
11 WHISKEY CAVALIER	6	15.1m	31.2m (1)	21.2m (2)	2:40.87	27.60s	27.87s
12 ARGGGHHH	7	16.0m	35.2m (1)	25.4m (2)	2:40.93	27.61s	27.64s
10 INVITATION ONLY	8	16.8m	13.2m (1)	8.8m (1)	2:40.99	27.99s	28.86s
3 RADIUS	9	24.1m	26.8m (1)	17.0m (2)	2:41.54	27.61s	28.80s
9 HIGHWAY TO HEAVEN	10	33.0m	17.8m (1)	13.8m (1)	2:42.20	28.02s	29.65s
4 BET ON THE TIGER	11	35.5m	22.2m (1)	18.6m (1)	2:42.39	28.05s	29.49s

Finish Position and metres gained

First Arrow shows distance gain/loss from 2nd Qtr to 3rd Qtr,
Second Arrow shows distance gain/loss from 3rd Qtr to Finish
Blue arrow indicates best gain in these quarters.

