

Melton Race 1 Distance 1720m

Saturday, 2 May 2026

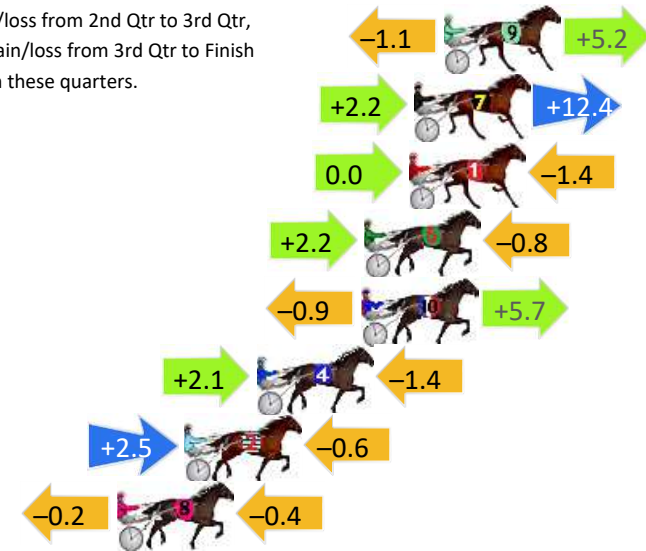
Gross Time: 2:03.90 MileRate: 1:55.90 LeadTime: 7.10s First Qtr: 28.70s Second Qtr: 30.90s Third Qtr: 29.70s Fourth Qtr: 27.50s

DATA TABLE: 800 / 400 Posi's are position from leader and (how wide the horse was at that position)

No	Horse	Plc	Mar	800 Posi	400 Posi	Time	3rd Qtr	4th Qt
9	ZANDA MAN	1	0.0m	4.1m (0)	5.2m (0)	2:03.90	29.77s	27.13s
7	KEAYANG WASABI	2	1.2m	15.8m (1)	13.6m (2)	2:03.99	29.50s	26.62s
1	PRIORITISE	3	1.4m	0.0m (0)	0.0m (0)	2:04.00	29.70s	27.60s
6	MONTANA PRIDE	4	3.2m	4.6m (1)	2.4m (1)	2:04.13	29.53s	27.56s
10	FRUGAL FARE	5	3.3m	8.1m (0)	9.0m (0)	2:04.14	29.74s	27.10s
4	LOU WILL	6	7.5m	8.2m (1)	6.1m (2)	2:04.44	29.53s	27.61s
2	MUSELET	7	10.4m	12.3m (1)	9.8m (1)	2:04.65	29.49s	27.56s
8	EARL OF PEMBROKE	8	13.1m	12.5m (0)	12.7m (0)	2:04.85	29.68s	27.55s

Finish Position and metres gained

First Arrow shows distance gain/loss from 2nd Qtr to 3rd Qtr, Second Arrow shows distance gain/loss from 3rd Qtr to Finish
Blue arrow indicates best gain in these quarters.



800

Visual positions in race at 2nd Quarter



400

Visual positions in race at 3rd Quarter



Melton Race 2 Distance 2240m

Saturday, 2 May 2026



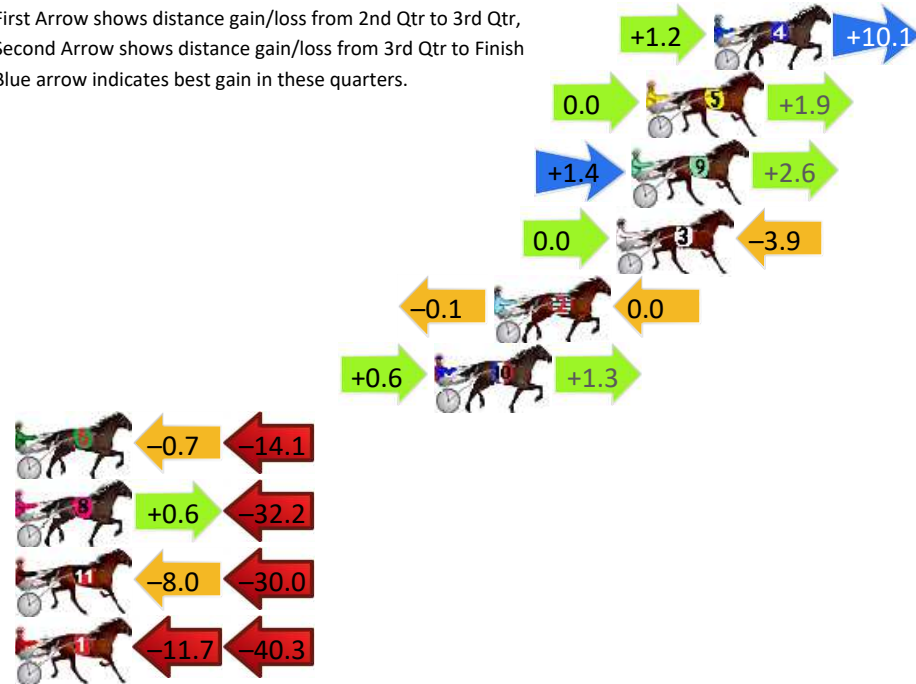
Gross Time: 2:46.40 MileRate: 1:59.50 LeadTime: 44.60s First Qtr: 31.00s Second Qtr: 29.70s Third Qtr: 30.30s Fourth Qtr: 30.80s

DATA TABLE: 800 / 400 Posi's are position from leader and (how wide the horse was at that position)

No	Horse	Plc	Mar	800 Posi	400 Posi	Time	3rd Qtr	4th Qt
4	MAC FLICK	1	0.0m	11.3m (1)	10.1m (1)	2:46.40	30.23s	30.03s
5	IM ABOVE THE LAW	2	2.7m	4.6m (0)	4.6m (0)	2:46.62	30.31s	30.67s
9	CLAUDYS HERO	3	3.3m	7.3m (1)	5.9m (1)	2:46.67	30.21s	30.62s
3	GEE CEE CALDER	4	3.9m	0.0m (0)	0.0m (0)	2:46.71	30.30s	31.11s
2	ANTONOV	5	8.8m	8.7m (0)	8.8m (0)	2:47.11	30.33s	30.84s
10	DISTANT SUN	6	11.2m	13.1m (0)	12.5m (0)	2:47.30	30.28s	30.75s
6	COCONUT MICKEY	7	30.6m	15.8m (1)	16.5m (0)	2:48.87	30.38s	32.02s
8	MUSKEE	8	34.4m	2.8m (1)	2.2m (1)	2:49.17	30.26s	33.40s
11	SONARMI JOH	9	55.9m	17.9m (0)	25.9m (0)	2:50.90	30.95s	33.33s
1	NOBLE COUNT	10	118.0m	66.0m (0)	77.7m (0)	2:55.91	31.33s	34.41s

Finish Position and metres gained

First Arrow shows distance gain/loss from 2nd Qtr to 3rd Qtr, Second Arrow shows distance gain/loss from 3rd Qtr to Finish
Blue arrow indicates best gain in these quarters.



Melton Race 3 Distance 2240m

Saturday, 2 May 2026


Gross Time: 2:46.70 MileRate: 1:59.70 LeadTime: 47.10s First Qtr: 31.00s Second Qtr: 29.80s Third Qtr: 29.30s Fourth Qtr: 29.50s

DATA TABLE: 800 / 400 Posi's are position from leader and (how wide the horse was at that position)

No	Horse	Plc	Mar	800 Posi	400 Posi	Time	3rd Qtr	4th Qt
7	QUIRKY CHARACTER	1	0.0m	17.4m (1)	13.9m (2)	2:46.70	29.05s	28.49s
3	HILLTOP HUGH	2	2.3m	0.0m (0)	0.0m (0)	2:46.88	29.30s	29.68s
5	LITTLE YANKEE	3	4.5m	21.6m (1)	19.5m (1)	2:47.05	29.15s	28.42s
9	BENNIE AND THE JETS	4	5.7m	3.4m (1)	1.1m (1)	2:47.14	29.13s	29.86s
1	IRON WOMEN	5	13.4m	4.4m (0)	4.1m (0)	2:47.74	29.28s	30.24s
6	ALDEBARAN BROOKE	6	19.4m	13.1m (0)	14.4m (0)	2:48.20	29.40s	29.95s
2	HEZA GUN	7	21.5m	8.2m (1)	8.9m (1)	2:48.36	29.35s	30.52s
4	TWEEDLEDEE	8	23.6m	13.0m (1)	13.9m (1)	2:48.53	29.37s	30.31s
8	NEPHEW OF SONOKO	9	25.6m	8.7m (0)	10.0m (0)	2:48.68	29.40s	30.75s

Finish Position and metres gained

First Arrow shows distance gain/loss from 2nd Qtr to 3rd Qtr, Second Arrow shows distance gain/loss from 3rd Qtr to Finish
Blue arrow indicates best gain in these quarters.



800

Visual positions in race at 2nd Quarter



400

Visual positions in race at 3rd Quarter



Melton Race 4 Distance 1720m

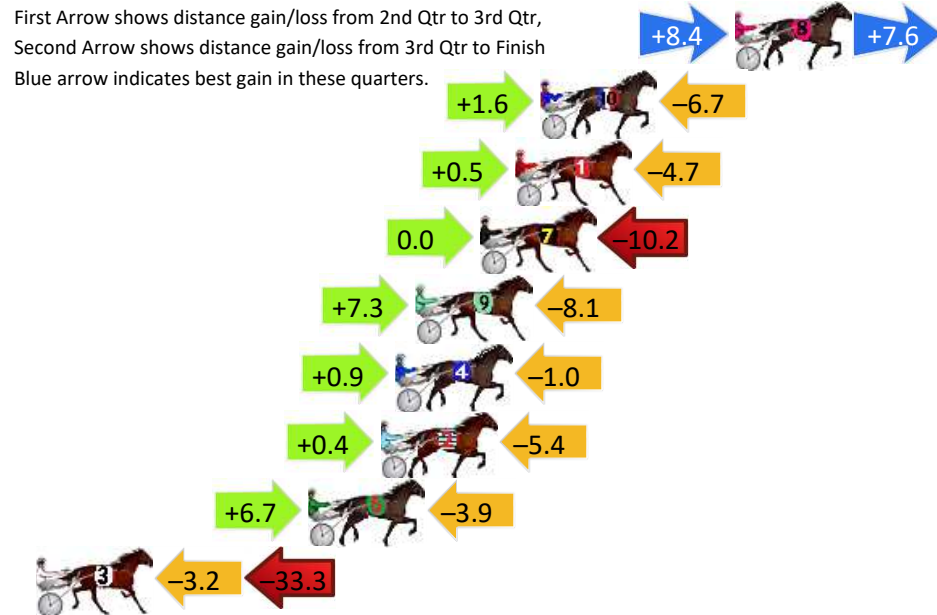
Saturday, 2 May 2026

Gross Time: 2:01.30 MileRate: 1:53.50 LeadTime: 6.80s First Qtr: 29.60s Second Qtr: 29.80s Third Qtr: 28.00s Fourth Qtr: 27.10s

DATA TABLE: 800 / 400 Posi's are position from leader and (how wide the horse was at that position)

NoHorse	Plc	Mar	800 Posi	400 Posi	Time	3rd Qtr	4th Qt
8 KEAYANG RENEGADE	1	0.0m	16.0m (1)	7.6m (3)	2:01.30	27.41s	26.58s
10 LE BELLE BIJOUX	2	7.8m	2.7m (1)	1.1m (1)	2:01.86	27.89s	27.58s
1 BLAKE BOLAC	3	8.8m	4.6m (0)	4.1m (0)	2:01.93	27.96s	27.45s
7 REPELLING	4	10.2m	0.0m (0)	0.0m (0)	2:02.03	28.00s	27.83s
9 FOLLOWTHEACE	5	12.8m	12.0m (1)	4.7m (2)	2:02.21	27.49s	27.69s
4 BIG BAD OSSIE	6	13.6m	13.5m (0)	12.6m (0)	2:02.27	27.92s	27.21s
2 USYK	7	14.2m	9.2m (0)	8.8m (0)	2:02.31	27.96s	27.51s
6 THESTATESMAN	8	17.1m	19.9m (1)	13.2m (2)	2:02.52	27.52s	27.42s
3 JAXON BEACH	9	43.9m	7.4m (1)	10.6m (1)	2:04.43	28.21s	29.51s

Finish Position and metres gained



800

Visual positions in race at 2nd Quarter



400

Visual positions in race at 3rd Quarter



Melton Race 5 Distance 1720m

Saturday, 2 May 2026

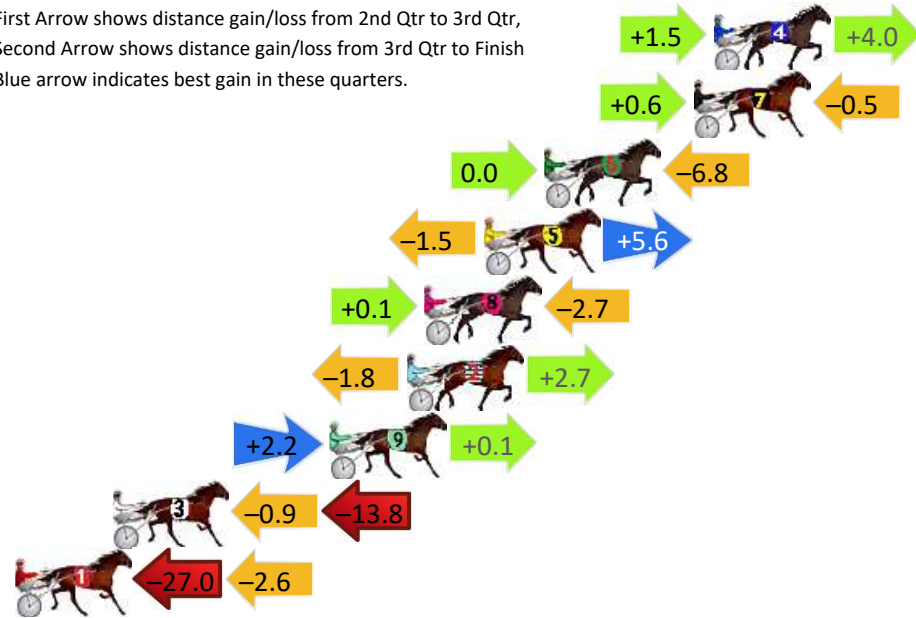
Gross Time: 2:03.50 MileRate: 1:55.60 LeadTime: 6.90s First Qtr: 29.90s Second Qtr: 30.00s Third Qtr: 28.50s Fourth Qtr: 28.20s

DATA TABLE: 800 / 400 Posi's are position from leader and (how wide the horse was at that position)

No	Horse	Plc	Mar	800 Posi	400 Posi	Time	3rd Qtr	4th Qt
4	REMUS PHOENIX	1	0.0m	5.5m (1)	4.0m (0)	2:03.50	28.39s	27.92s
7	LOVEMETO	2	0.8m	0.9m (1)	0.3m (1)	2:03.56	28.45s	28.24s
6	KEAYANG STUKA	3	6.8m	0.0m (0)	0.0m (0)	2:04.00	28.50s	28.70s
5	MORE WANTED	4	9.2m	13.3m (0)	14.8m (0)	2:04.18	28.60s	27.84s
8	EL RESAMO	5	11.6m	9.0m (0)	8.9m (0)	2:04.36	28.49s	28.43s
2	I AM WILMA	6	12.3m	13.2m (1)	15.0m (1)	2:04.41	28.62s	28.05s
9	OLLIVICI	7	15.4m	17.7m (1)	15.5m (2)	2:04.64	28.34s	28.25s
3	PINNIE	8	24.1m	9.4m (1)	10.3m (1)	2:05.29	28.56s	29.26s
1	GOTFEELINGSYOUKNOW	9	33.8m	4.2m (0)	31.2m (0)	2:06.00	30.40s	28.50s


Finish Position and metres gained

First Arrow shows distance gain/loss from 2nd Qtr to 3rd Qtr, Second Arrow shows distance gain/loss from 3rd Qtr to Finish
Blue arrow indicates best gain in these quarters.



800

Visual positions in race at 2nd Quarter



400

Visual positions in race at 3rd Quarter



Melton Race 6 Distance 1200m

Saturday, 2 May 2026

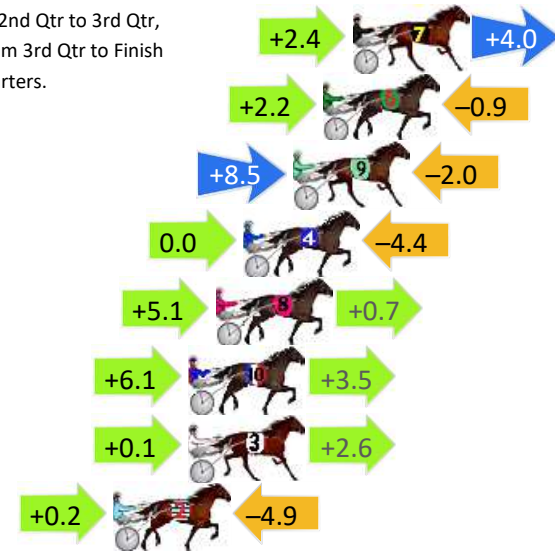
Gross Time: 1:22.50 MileRate: 1:50.62 LeadTime: 27.20s First Qtr: 0.00s Second Qtr: 27.30s Third Qtr: 27.90s Fourth Qtr: 27.40s

DATA TABLE: 800 / 400 Posi's are position from leader and (how wide the horse was at that position)

No	Horse	Plc	Mar	800 Posi	400 Posi	Time	3rd Qtr	4th Qt
7	OPERATIVE LINE	1	0.0m	6.4m (1)	4.0m (1)	1:22.50	27.74s	27.12s
6	METEOR MOTH	2	1.2m	2.5m (1)	0.3m (1)	1:22.59	27.75s	27.47s
9	MY ULTIMATE BARNEY	3	2.4m	8.9m (2)	0.4m (2)	1:22.67	27.32s	27.55s
4	TEN DA TOUCH	4	4.4m	0.0m (0)	0.0m (0)	1:22.82	27.90s	27.72s
8	ULTIMATE VINNIE	5	5.5m	11.3m (1)	6.2m (2)	1:22.90	27.56s	27.37s
10	TRIPLE EIGHT	6	6.6m	16.2m (1)	10.1m (2)	1:22.98	27.50s	27.18s
3	SON OF MAC	7	6.6m	9.3m (0)	9.2m (0)	1:22.98	27.90s	27.25s
2	BUBBA SCRUB	8	9.6m	4.9m (0)	4.7m (0)	1:23.19	27.89s	27.77s

Finish Position and metres gained

First Arrow shows distance gain/loss from 2nd Qtr to 3rd Qtr, Second Arrow shows distance gain/loss from 3rd Qtr to Finish
Blue arrow indicates best gain in these quarters.



800

Visual positions in race at 2nd Quarter



400

Visual positions in race at 3rd Quarter



Melton Race 7 Distance 2240m

Saturday, 2 May 2026


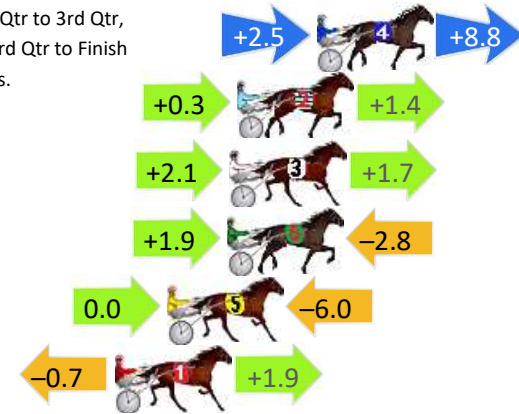
Gross Time: 2:38.40 MileRate: 1:53.80 LeadTime: 44.30s First Qtr: 30.00s Second Qtr: 29.20s Third Qtr: 27.40s Fourth Qtr: 27.50s

DATA TABLE: 800 / 400 Posi's are position from leader and (how wide the horse was at that position)

NoHorse	Plc	Mar	800 Posi	400 Posi	Time	3rd Qtr	4th Qt
4 WAR DAN BUDDY	1	0.0m	11.3m (1)	8.8m (1)	2:38.40	27.23s	26.90s
2 NEW SHUFFLE	2	3.2m	4.9m (0)	4.6m (0)	2:38.63	27.38s	27.42s
3 HES FROM HEAVEN	3	3.5m	7.3m (1)	5.2m (1)	2:38.65	27.26s	27.40s
6 BAY OF BISCA Y	4	3.6m	2.7m (1)	0.8m (1)	2:38.66	27.27s	27.70s
5 FIGHTER COMMAND	5	6.0m	0.0m (0)	0.0m (0)	2:38.83	27.40s	27.93s
1 HES NO ROMEO	6	8.1m	9.3m (0)	10.0m (0)	2:38.99	27.45s	27.41s

Finish Position and metres gained

First Arrow shows distance gain/loss from 2nd Qtr to 3rd Qtr, Second Arrow shows distance gain/loss from 3rd Qtr to Finish
Blue arrow indicates best gain in these quarters.



Visual positions in race at 2nd Quarter



Visual positions in race at 3rd Quarter



Melton Race 8 Distance 1720m

Saturday, 2 May 2026



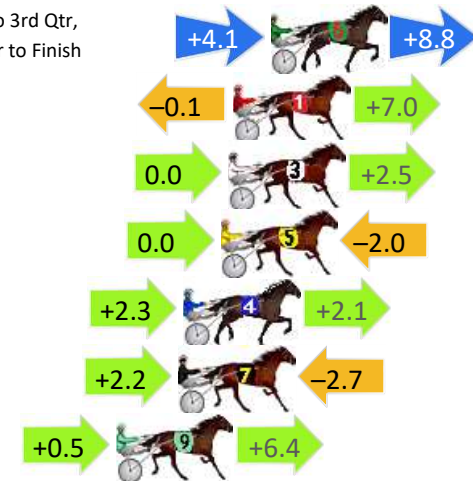
Gross Time: 2:04.10 MileRate: 1:56.10 LeadTime: 6.90s First Qtr: 28.20s Second Qtr: 32.00s Third Qtr: 28.90s Fourth Qtr: 28.10s

DATA TABLE: 800 / 400 Posi's are position from leader and (how wide the horse was at that position)

No	Horse	Plc	Mar	800 Posi	400 Posi	Time	3rd Qtr	4th Qt
6	THE STEEL DRAGON	1	0.0m	12.9m (1)	8.8m (2)	2:04.10	28.60s	27.48s
1	JACCKA CONNOR	2	1.5m	8.4m (0)	8.5m (0)	2:04.21	28.90s	27.61s
3	SCHERGER THAT	3	1.7m	4.2m (0)	4.2m (0)	2:04.23	28.90s	27.93s
5	LAMBRO MACH	4	2.0m	0.0m (0)	0.0m (0)	2:04.25	28.90s	28.25s
4	GALAXY LASS	5	3.5m	7.9m (1)	5.6m (1)	2:04.36	28.73s	27.96s
7	ISOLATION	6	3.7m	3.2m (1)	1.0m (1)	2:04.37	28.74s	28.31s
9	KIA ORA BEAUTY	7	6.2m	13.1m (0)	12.6m (0)	2:04.56	28.85s	27.67s

Finish Position and metres gained

First Arrow shows distance gain/loss from 2nd Qtr to 3rd Qtr, Second Arrow shows distance gain/loss from 3rd Qtr to Finish Blue arrow indicates best gain in these quarters.



Melton Race 9 Distance 1720m

Saturday, 2 May 2026

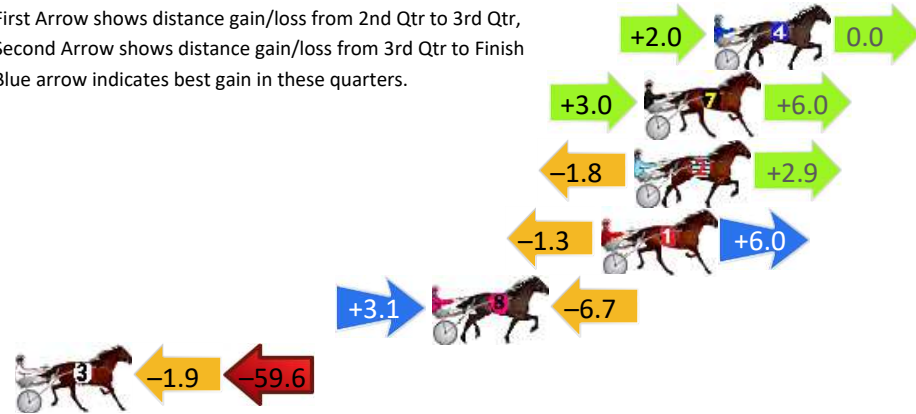
Gross Time: 2:02.00 MileRate: 1:54.20 LeadTime: 6.90s First Qtr: 29.00s Second Qtr: 28.60s Third Qtr: 28.10s Fourth Qtr: 29.40s

DATA TABLE: 800 / 400 Posi's are position from leader and (how wide the horse was at that position)

NoHorse	Plc	Mar	800 Posi	400 Posi	Time	3rd Qtr	4th Qt
4 HOORAH PHILTRA	1	0.0m	2.0m (1)	0.0m (1)	2:02.00	27.96s	29.40s
7 HEZ ALL ROCK	2	2.8m	11.8m (1)	8.8m (1)	2:02.22	27.90s	28.99s
2 FIRE MARSHALL	3	3.2m	4.3m (0)	6.1m (0)	2:02.25	28.23s	29.21s
1 TRIPLE ROCK SAINT	4	4.5m	9.2m (0)	10.5m (0)	2:02.35	28.21s	28.99s
8 CEE CEE LOU	5	11.3m	7.7m (1)	4.6m (1)	2:02.87	27.89s	29.94s
3 MAAS BETTING AGAIN	6	61.5m	0.0m (0)	1.9m (0)	2:06.74	28.23s	34.01s

Finish Position and metres gained

First Arrow shows distance gain/loss from 2nd Qtr to 3rd Qtr, Second Arrow shows distance gain/loss from 3rd Qtr to Finish Blue arrow indicates best gain in these quarters.



800

Visual positions in race at 2nd Quarter



400

Visual positions in race at 3rd Quarter

