

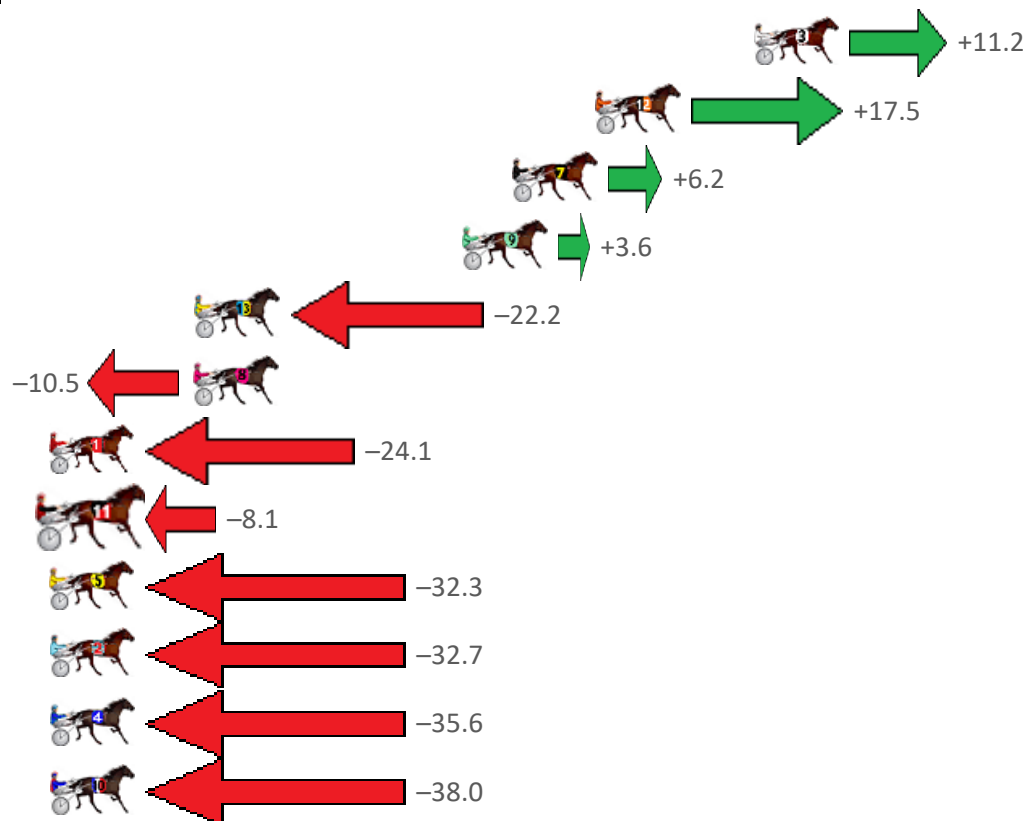
Melton Race 1 Distance 2240m

Saturday, 1 July 2023

Gross Time: 2:45.90 MileRate: 1:59.20 LeadTime: 45.20s First Qtr: 30.90s Second Qtr: 30.60s Third Qtr: 29.70s Fourth Qtr: 29.50s

NoHorse	Plc	Mar	800 Posi	400 Posi	Time	3rd Qtr	4th Qtr
3 IMPERIAL WHIZ	1	0.0m	11.2m (1)	0.0m (1)	2:45.94	28.88s	29.50s
12 MEADOW VALLEY ST	2	6.3m	23.8m (1)	10.6m (2)	2:46.41	28.73s	29.18s
7 KYVALLEY PIERRO	3	9.6m	15.8m (0)	18.4m (0)	2:46.65	29.89s	28.85s
9 DOWNUNDER BARK	4	11.6m	15.2m (1)	6.2m (2)	2:46.80	29.04s	29.90s
13 SIR EROS	5	22.2m	0.0m (0)	1.6m (0)	2:47.59	29.82s	31.01s
8 TRIPOD	6	22.3m	11.8m (0)	14.4m (0)	2:47.60	29.89s	30.08s
1 ALDEBARAN TANISH	7	31.8m	7.7m (0)	9.6m (0)	2:48.31	29.85s	31.13s
11 MAJESTIC PRIDE	8	34.2m	26.1m (0)	20.8m (1)	2:48.48	29.31s	30.48s
5 EL RESAMO	9	34.5m	2.2m (1)	5.9m (1)	2:48.51	29.98s	31.60s
2 EVERYBODYLOVESM	10	36.5m	3.8m (0)	5.5m (0)	2:48.66	29.83s	31.77s
4 WHIZZBANG DAN	11	42.5m	6.9m (1)	12.1m (1)	2:49.10	30.09s	31.73s
10 COUNTESS CHIRON	12	57.5m	19.5m (1)	21.4m (2)	2:50.23	29.85s	32.15s

Finish Position and metres gained from 800m



PJ Harness Analyser
Sectional Analysis Software - Not just a formguide!

www.facebook.com/PJHarnessRacing



RISE Digital, Harness Racing Australia nor the provider accepts any responsibility for the completeness or accuracy of any of the information contained herein, and makes no representations about its suitability for any particular purpose. Users should make their own judgements about those matters and/or seek independent advice. You assume all risks associated with use of data provided on this page

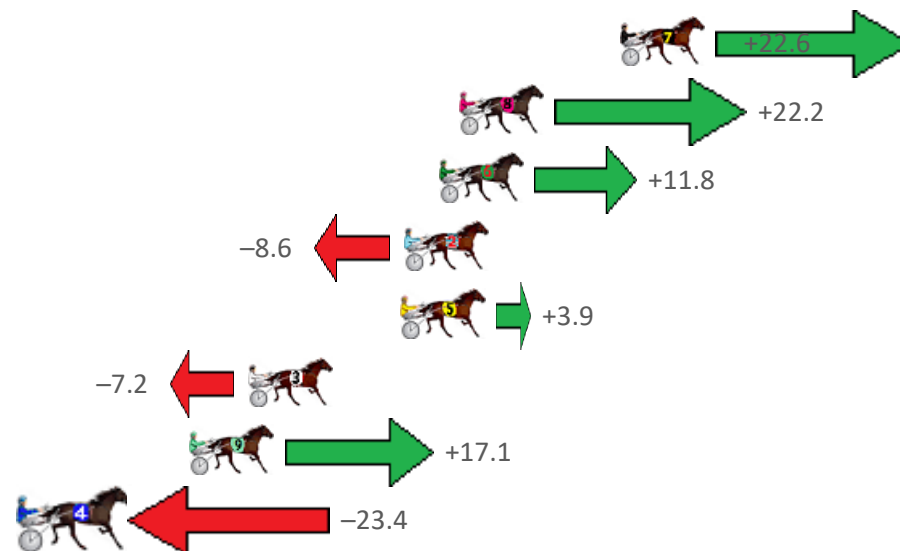
Melton Race 2 Distance 1200m

Saturday, 1 July 2023

Gross Time: 1:22.00 MileRate: 0:00.00 LeadTime: 0.00s First Qtr: 0.00s Second Qtr: 26.30s Third Qtr: 27.80s Fourth Qtr: 28.00s

NoHorse	Plc	Mar	800 Posi	400 Posi	Time	3rd Qtr	4th Qtr
7 THE STAIN	1	0.0m	22.6m (1)	9.6m (2)	1:22.01	26.90s	27.33s
8 IRVINE	2	6.4m	28.6m (0)	14.8m (0)	1:22.49	26.84s	27.42s
6 OUR UNCLE JIM	3	7.2m	19.0m (0)	10.2m (0)	1:22.55	27.19s	27.79s
2 ZEUS DAN	4	8.6m	0.0m (0)	0.0m (0)	1:22.65	27.80s	28.60s
5 ART JESTER	5	8.7m	12.6m (0)	6.2m (1)	1:22.66	27.36s	28.17s
3 BETTERNBETTER	6	14.8m	7.6m (0)	5.8m (0)	1:23.12	27.67s	28.63s
9 WE BETTOR BELIEVE	7	17.1m	34.2m (1)	14.6m (1)	1:23.28	26.44s	28.17s
4 SIR CHOW	8	23.4m	0.0m (1)	0.6m (1)	1:23.76	27.84s	29.59s

Finish Position and metres gained from 800m



PJ Harness Analyser

Sectional Analysis Software - Not just a formguide!

www.facebook.com/PJHarnessRacing



RISE Digital, Harness Racing Australia nor the provider accepts any responsibility for the completeness or accuracy of any of the information contained herein, and makes no representations about its suitability for any particular purpose. Users should make their own judgements about those matters and/or seek independent advice. You assume all risks associated with use of data provided on this page

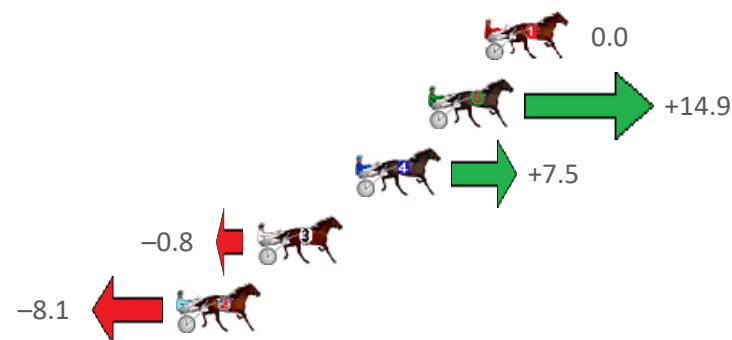
Melton Race 3 Distance 1720m

Saturday, 1 July 2023

Gross Time: 2:04.80 MileRate: 1:56.80 LeadTime: 7.10s First Qtr: 30.10s Second Qtr: 32.20s Third Qtr: 29.10s Fourth Qtr: 26.30s

NoHorse	Plc	Mar	800 Posi	400 Posi	Time	3rd Qtr	4th Qtr
1 LOCO DIABLO	1	0.0m	0.0m (0)	0.0m (0)	2:04.84	29.10s	26.30s
6 SAHARA BREEZE	2	2.2m	17.1m (0)	8.2m (1)	2:05.00	28.47s	25.91s
4 SCHEMING	3	5.1m	12.6m (0)	3.8m (1)	2:05.22	28.50s	26.38s
3 MAJOR MILESTONE	4	9.0m	8.2m (0)	8.0m (0)	2:05.51	29.09s	26.37s
2 MAJOR DRAMA	5	12.2m	4.1m (0)	4.0m (0)	2:05.75	29.12s	26.84s

Finish Position and metres gained from 800m







Harness Analyser

Sectional Analysis Software - Not just a formguide!

www.facebook.com/PJHarnessRacing



RISE Digital, Harness Racing Australia nor the provider accepts any responsibility for the completeness or accuracy of any of the information contained herein, and makes no representations about its suitability for any particular purpose. Users should make their own judgements about those matters and/or seek independent advice. You assume all risks associated with use of data provided on this page

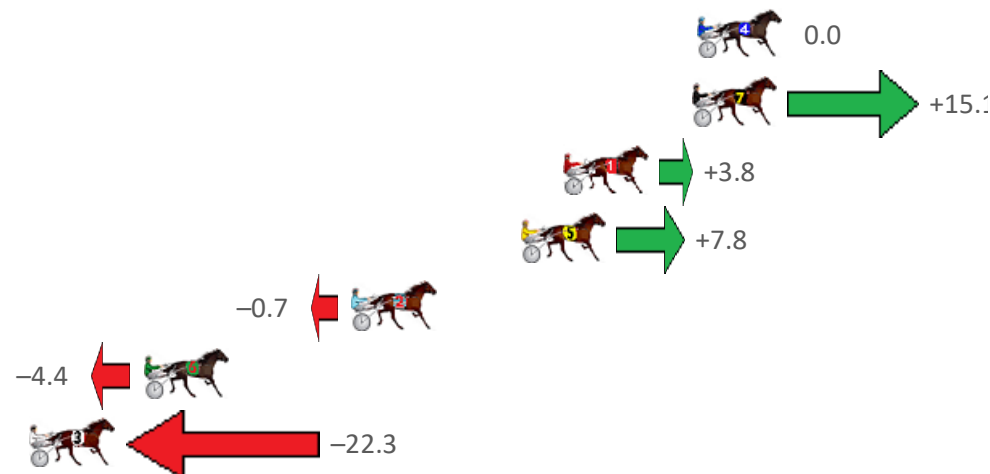
Melton Race 4 Distance 1720m

Saturday, 1 July 2023

Gross Time: 2:05.30 MileRate: 1:57.20 LeadTime: 7.20s First Qtr: 28.80s Second Qtr: 32.50s Third Qtr: 28.70s Fourth Qtr: 28.10s

NoHorse	Plc	Mar	800 Posi	400 Posi	Time	3rd Qtr	4th Qtr
4 AROHA KOE	1	0.0m	0.0m (0)	0.0m (0)	2:05.28	28.70s	28.10s
7 ALDEBARAN DINO	2	0.2m	15.3m (2)	1.4m (1)	2:05.30	27.72s	28.02s
1 KYVALLEY HOTSPUR	3	5.3m	9.1m (0)	7.6m (1)	2:05.68	28.59s	27.94s
5 TIPSY TURVY	4	7.0m	14.8m (1)	11.9m (1)	2:05.81	28.49s	27.76s
2 ROYAL CHARLOTTE	5	13.7m	13.0m (0)	12.9m (0)	2:06.31	28.69s	28.16s
6 EBONYS AVENGER	6	22.0m	17.6m (0)	19.4m (0)	2:06.93	28.83s	28.28s
3 LUNCHWITHARTHUR	7	26.5m	4.2m (0)	7.7m (0)	2:07.27	28.96s	29.41s

Finish Position and metres gained from 800m







PJ Harness Analyser

Sectional Analysis Software - Not just a formguide!

www.facebook.com/PJHarnessRacing



RISE Digital, Harness Racing Australia nor the provider accepts any responsibility for the completeness or accuracy of any of the information contained herein, and makes no representations about its suitability for any particular purpose. Users should make their own judgements about those matters and/or seek independent advice. You assume all risks associated with use of data provided on this page

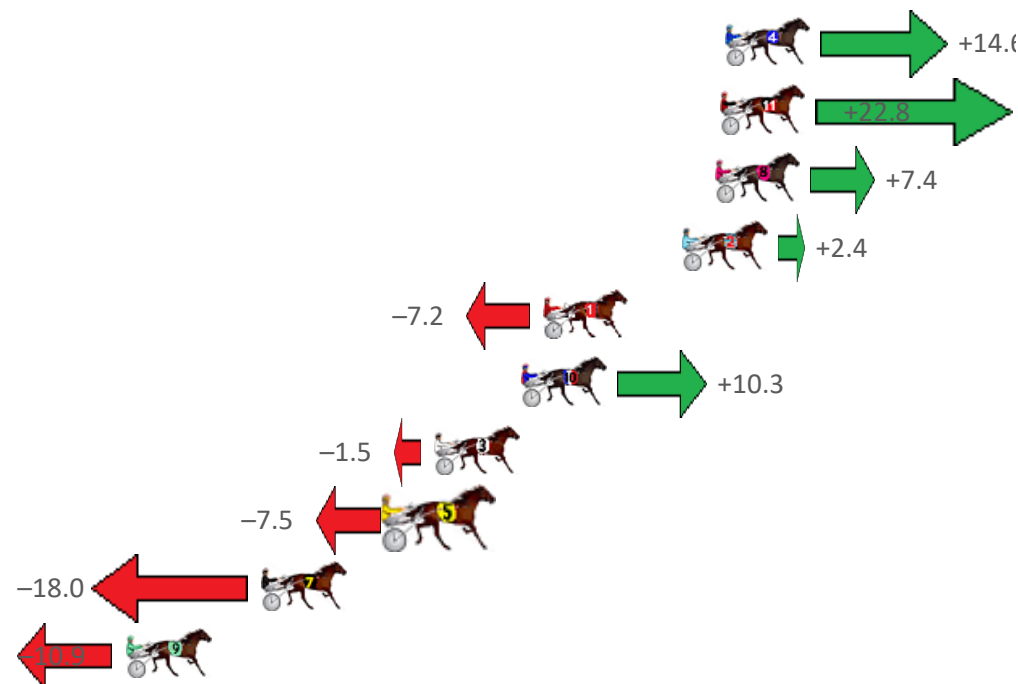
Melton Race 5 Distance 1720m

Saturday, 1 July 2023

Gross Time: 2:00.50 MileRate: 1:52.70 LeadTime: 6.90s First Qtr: 27.80s Second Qtr: 28.80s Third Qtr: 28.30s Fourth Qtr: 28.70s

NoHorse	Plc	Mar	800 Posi	400 Posi	Time	3rd Qtr	4th Qtr
4 LETSROCKLETSROLL	1	0.0m	14.6m (1)	8.2m (2)	2:00.48	27.85s	28.11s
11 WHERE'S THE GOLD	2	0.2m	23.0m (1)	19.2m (2)	2:00.49	28.04s	27.34s
8 JOE NIEN	3	0.4m	7.8m (0)	8.0m (0)	2:00.52	28.32s	28.16s
2 KHAKI NUI	4	1.7m	4.1m (0)	3.9m (0)	2:00.61	28.29s	28.54s
1 MIGHTY FLYING ART	5	7.2m	0.0m (0)	0.0m (0)	2:01.01	28.30s	29.21s
10 CRIME WRITER	6	8.1m	18.4m (1)	14.8m (2)	2:01.08	28.05s	28.22s
3 BEACH LIFE	7	11.5m	10.0m (1)	3.6m (2)	2:01.34	27.84s	29.26s
5 ULTIMATE VINNIE	8	13.1m	5.6m (1)	6.2m (1)	2:01.46	28.34s	29.19s
7 YANKEE GOLD	9	18.4m	0.4m (1)	0.7m (1)	2:01.85	28.31s	29.96s
9 OZZIE BATTLER	10	23.8m	12.9m (0)	12.6m (1)	2:02.25	28.27s	29.50s

Finish Position and metres gained from 800m







PJ Harness Analyser

Sectional Analysis Software - Not just a formguide!

www.facebook.com/PJHarnessRacing



RISE Digital, Harness Racing Australia nor the provider accepts any responsibility for the completeness or accuracy of any of the information contained herein, and makes no representations about its suitability for any particular purpose. Users should make their own judgements about those matters and/or seek independent advice. You assume all risks associated with use of data provided on this page

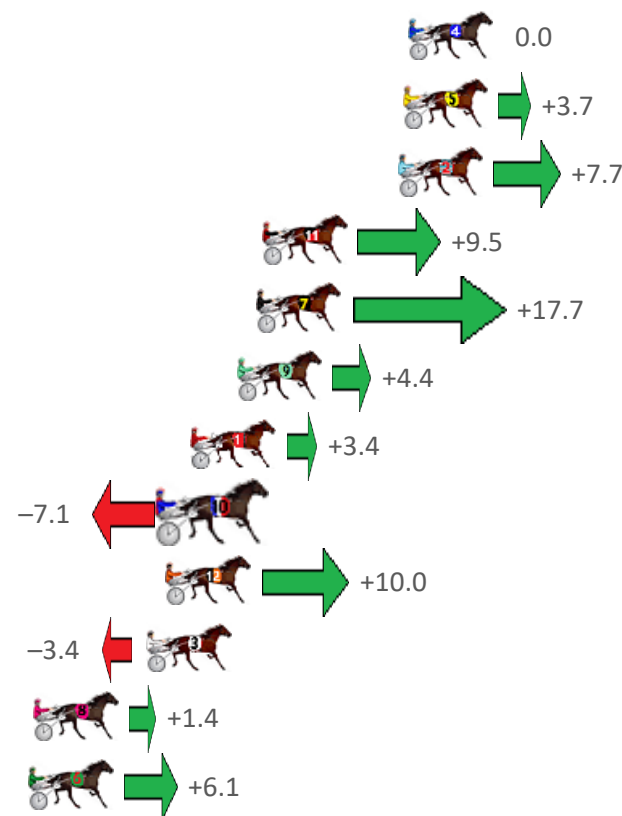
Melton Race 6 Distance 2240m

Saturday, 1 July 2023

Gross Time: 2:41.90 MileRate: 1:56.30 LeadTime: 45.20s First Qtr: 30.00s Second Qtr: 30.00s Third Qtr: 28.40s Fourth Qtr: 28.30s

NoHorse	Plc	Mar	800 Posi	400 Posi	Time	3rd Qtr	4th Qtr
4 HES CHARLIES ANGE	1	0.0m	0.0m (0)	0.0m (0)	2:41.94	28.40s	28.30s
5 OZZIE PLAYBOY	2	0.2m	3.9m (0)	3.9m (0)	2:41.96	28.40s	28.04s
2 ROCKNROLL WALLA	3	0.4m	8.1m (0)	7.8m (0)	2:41.98	28.38s	27.78s
11 IM SHADOW BOXER	4	5.8m	15.3m (1)	7.3m (3)	2:42.37	27.84s	28.19s
7 THE CHANCER	5	6.0m	23.7m (1)	16.6m (1)	2:42.39	27.90s	27.55s
9 SWEETPASSION	6	6.8m	11.2m (1)	8.8m (1)	2:42.44	28.23s	28.16s
1 SOLESSEO MATUCA	7	8.6m	12.0m (0)	12.0m (0)	2:42.57	28.40s	28.06s
10 WOTDIDUSAAAY	8	9.5m	2.4m (1)	1.8m (1)	2:42.65	28.36s	28.84s
12 VILLACCI	9	9.6m	19.6m (1)	14.6m (3)	2:42.65	28.05s	27.95s
3 OUR VINCENT CAN G	10	10.4m	7.0m (1)	5.0m (2)	2:42.72	28.26s	28.68s
8 ROYAL SPEECH	11	14.9m	16.3m (0)	14.4m (2)	2:43.05	28.27s	28.34s
6 BET ON THE TIGER	12	15.1m	21.2m (0)	18.4m (0)	2:43.06	28.20s	28.07s

Finish Position and metres gained from 800m



PJ Harness Analyser

Sectional Analysis Software - Not just a formguide!

www.facebook.com/PJHarnessRacing



RISE Digital, Harness Racing Australia nor the provider accepts any responsibility for the completeness or accuracy of any of the information contained herein, and makes no representations about its suitability for any particular purpose. Users should make their own judgements about those matters and/or seek independent advice. You assume all risks associated with use of data provided on this page

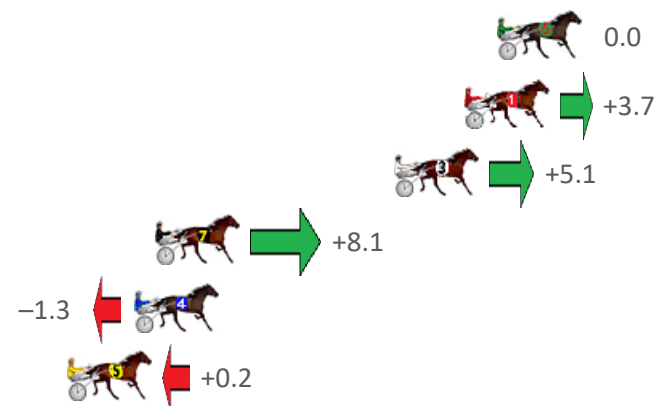
Melton Race 7 Distance 2240m

Saturday, 1 July 2023

Gross Time: 2:42.00 MileRate: 1:56.40 LeadTime: 45.00s First Qtr: 31.10s Second Qtr: 31.60s Third Qtr: 28.60s Fourth Qtr: 25.70s

NoHorse	Plc	Mar	800 Posi	400 Posi	Time	3rd Qtr	4th Qtr
6 MACH DAN	1	0.0m	0.0m (0)	0.0m (0)	2:41.98	28.60s	25.70s
1 AMORE VITA	2	1.3m	5.0m (0)	5.4m (0)	2:42.08	28.61s	25.44s
3 LIKE A WILDFIRE	3	4.1m	9.2m (0)	9.6m (0)	2:42.28	28.61s	25.35s
7 BETTOR ISOLATE	4	13.6m	21.7m (0)	21.0m (1)	2:43.00	28.53s	25.23s
4 INTEREST FREE	5	14.4m	13.1m (0)	14.1m (0)	2:43.06	28.67s	25.72s
5 COURAGEOUS SAINT	6	17.1m	17.3m (0)	18.6m (0)	2:43.26	28.68s	25.60s

Finish Position and metres gained from 800m







Harness Analyser

Sectional Analysis Software – Not just a formguide!

www.facebook.com/PJHarnessRacing



RISE Digital, Harness Racing Australia nor the provider accepts any responsibility for the completeness or accuracy of any of the information contained herein, and makes no representations about its suitability for any particular purpose. Users should make their own judgements about those matters and/or seek independent advice. You assume all risks associated with use of data provided on this page

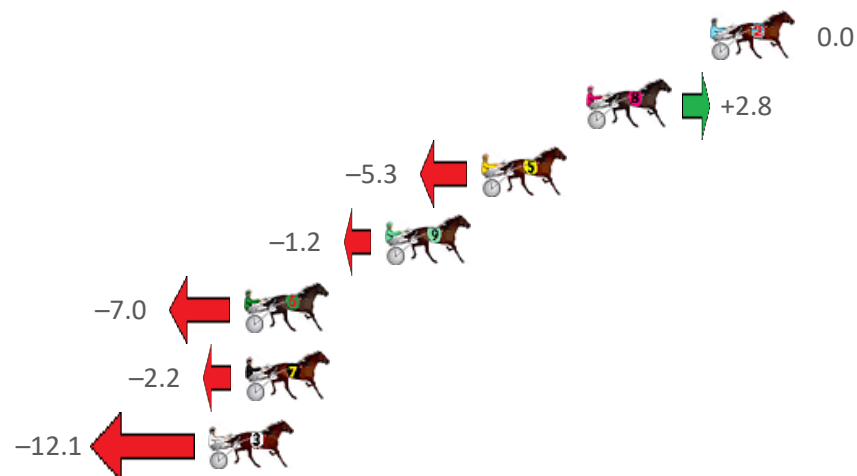
Melton Race 8 Distance 1720m

Saturday, 1 July 2023

Gross Time: 2:02.00 MileRate: 1:54.20 LeadTime: 6.80s First Qtr: 28.80s Second Qtr: 30.40s Third Qtr: 29.10s Fourth Qtr: 26.90s

NoHorse	Plc	Mar	800 Posi	400 Posi	Time	3rd Qtr	4th Qtr
2 TEMPTING TIGRESS	1	0.0m	0.0m (0)	0.0m (0)	2:02.01	29.10s	26.90s
8 RELENTLESS ME	2	4.9m	7.7m (0)	9.0m (0)	2:02.37	29.18s	26.63s
5 HEAVENLY GIPSY	3	9.1m	3.8m (0)	4.6m (0)	2:02.68	29.17s	27.20s
9 MONA MIA	4	12.9m	11.7m (0)	13.2m (0)	2:02.97	29.20s	26.88s
6 SASSYOLA	5	18.5m	11.5m (1)	11.6m (1)	2:03.38	29.13s	27.36s
7 FINAL PEACE	6	18.5m	16.3m (0)	15.6m (1)	2:03.38	29.06s	27.09s
3 DIAMOND SHOOZ	7	19.9m	7.8m (1)	7.6m (1)	2:03.49	29.12s	27.72s

Finish Position and metres gained from 800m







Harness Analyser

Sectional Analysis Software – Not just a formguide!

www.facebook.com/PJHarnessRacing



RISE Digital, Harness Racing Australia nor the provider accepts any responsibility for the completeness or accuracy of any of the information contained herein, and makes no representations about its suitability for any particular purpose. Users should make their own judgements about those matters and/or seek independent advice. You assume all risks associated with use of data provided on this page

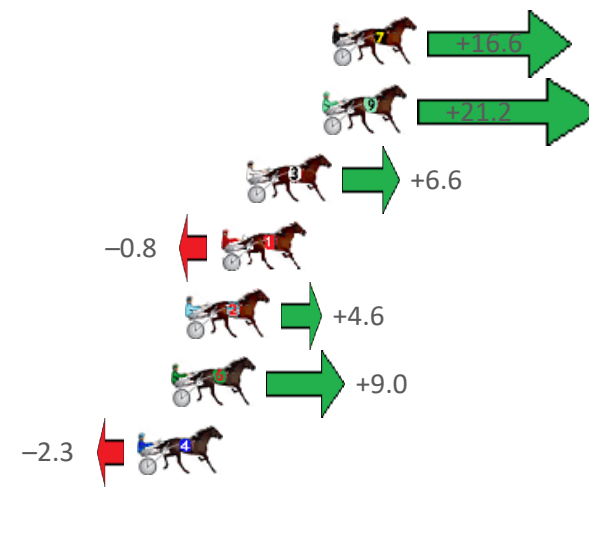
Melton Race 9 Distance 1200m

Saturday, 1 July 2023

Gross Time: 1:24.80 MileRate: 0:00.00 LeadTime: 0.00s First Qtr: 0.00s Second Qtr: 26.40s Third Qtr: 29.40s Fourth Qtr: 29.00s

NoHorse	Plc	Mar	800 Posi	400 Posi	Time	3rd Qtr	4th Qtr
7 CAPTAIN MAASTRIC	1	0.0m	16.6m (1)	9.0m (1)	1:24.75	28.84s	28.35s
9 JEREMY WELLS	2	0.4m	21.6m (1)	13.0m (1)	1:24.80	28.77s	28.09s
3 OUR CHEEKY DEVIL	3	3.4m	10.0m (1)	4.0m (1)	1:25.01	28.96s	28.96s
1 TELEMACHUS	4	4.4m	3.6m (0)	4.6m (0)	1:25.08	29.47s	28.99s
2 VICTORY GEORGE	5	5.8m	10.4m (0)	8.8m (0)	1:25.19	29.28s	28.78s
6 FEEL THE REIGN	6	6.4m	15.4m (0)	13.0m (0)	1:25.23	29.22s	28.52s
4 SPORTS WRACK	7	7.7m	5.4m (1)	0.0m (1)	1:25.33	29.01s	29.56s
5 PESCI	8	19.8m	0.0m (1)	0.6m (0)	1:26.23	29.45s	30.38s

Finish Position and metres gained from 800m





PJ Harness Analyser

Sectional Analysis Software - Not just a formguide!

www.facebook.com/PJHarnessRacing



RISE Digital, Harness Racing Australia nor the provider accepts any responsibility for the completeness or accuracy of any of the information contained herein, and makes no representations about its suitability for any particular purpose. Users should make their own judgements about those matters and/or seek independent advice. You assume all risks associated with use of data provided on this page