

Melton Race 1 Distance 1720m

Friday, 1 May 2026


Gross Time: 2:02.00 MileRate: 1:54.20 LeadTime: 6.80s First Qtr: 29.50s Second Qtr: 28.60s Third Qtr: 28.50s Fourth Qtr: 28.60s

DATA TABLE: 800 / 400 Posi's are position from leader and (how wide the horse was at that position)

No	Horse	Plc	Mar	800 Posi	400 Posi	Time	3rd Qtr	4th Qt
10	KOSIMO	1	0.0m	11.8m (1)	9.5m (1)	2:02.00	28.34s	27.92s
4	PERUN	2	0.2m	3.3m (1)	0.8m (1)	2:02.02	28.32s	28.56s
9	ZENARIO	3	1.4m	0.0m (0)	0.0m (0)	2:02.11	28.50s	28.71s
6	CLYMENUS	4	3.0m	7.6m (1)	5.6m (1)	2:02.23	28.36s	28.43s
7	SPRINGFIELD AFFAIR	5	10.8m	16.9m (1)	14.2m (1)	2:02.81	28.31s	28.40s
5	SERGEANT LOU	6	12.1m	4.9m (0)	6.1m (0)	2:02.91	28.58s	29.08s
8	ODIN	7	13.4m	14.1m (0)	16.4m (0)	2:03.01	28.66s	28.45s
2	TALLARAS SHADOW	8	13.6m	18.8m (0)	19.1m (1)	2:03.02	28.53s	28.26s
1	JUST AS WELL	9	21.4m	9.5m (0)	11.7m (0)	2:03.61	28.66s	29.38s
3	EMILY VINCENT	10	74.0m	7.5m (2)	28.2m (0)	2:07.56	29.97s	32.16s

Finish Position and metres gained

First Arrow shows distance gain/loss from 2nd Qtr to 3rd Qtr, Second Arrow shows distance gain/loss from 3rd Qtr to Finish. Blue arrow indicates best gain in these quarters.



800

Visual positions in race at 2nd Quarter



400

Visual positions in race at 3rd Quarter



Melton Race 2 Distance 2240m

Friday, 1 May 2026

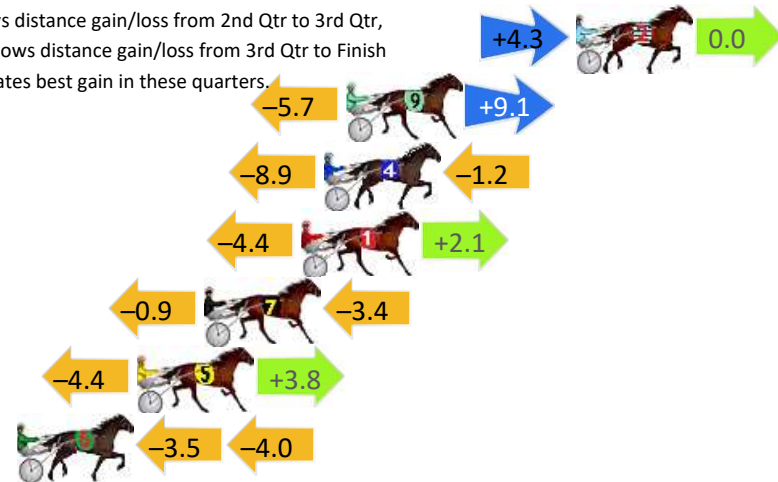
Gross Time: 2:45.30 MileRate: 1:58.80 LeadTime: 46.10s First Qtr: 32.40s Second Qtr: 29.60s Third Qtr: 27.90s Fourth Qtr: 29.30s

DATA TABLE: 800 / 400 Posi's are position from leader and (how wide the horse was at that position)

No	Horse	Plc	Mar	800 Posi	400 Posi	Time	3rd Qtr	4th Qt
2	INSIDER TRADING	1	0.0m	4.3m (0)	0.0m (0)	2:45.30	27.60s	29.30s
9	ALWAYS A SHOWGIRL	2	9.2m	12.6m (0)	18.3m (0)	2:46.01	28.33s	28.71s
4	HURRIKANE DUSTY	3	10.1m	0.0m (0)	8.9m (0)	2:46.08	28.53s	29.45s
1	BEAU BECA	4	11.0m	8.7m (0)	13.1m (0)	2:46.15	28.23s	29.22s
7	MY MARIONETTE	5	14.9m	10.6m (1)	11.5m (1)	2:46.44	27.98s	29.63s
5	LIBERTY STAR DUST	6	17.6m	17.0m (0)	21.4m (2)	2:46.65	28.24s	29.13s
6	BAKERS BANDIT	7	22.4m	14.9m (1)	18.4m (1)	2:47.02	28.17s	29.71s

Finish Position and metres gained

First Arrow shows distance gain/loss from 2nd Qtr to 3rd Qtr, Second Arrow shows distance gain/loss from 3rd Qtr to Finish. Blue arrow indicates best gain in these quarters.



8
0
0

Visual positions in race at 2nd Quarter



4
0
0

Visual positions in race at 3rd Quarter

Melton Race 3 Distance 1720m

Friday, 1 May 2026



Gross Time: 2:05.90 MileRate: 1:57.80 LeadTime: 7.10s First Qtr: 29.30s Second Qtr: 31.30s Third Qtr: 29.50s Fourth Qtr: 28.70s

DATA TABLE: 800 / 400 Posi's are position from leader and (how wide the horse was at that position)

No	Horse	Plc	Mar	800 Posi	400 Posi	Time	3rd Qtr	4th Qt
8	LETITRIDELUV	1	0.0m	4.4m (0)	3.9m (0)	2:05.90	29.46s	28.42s
1	LA CANTATRICE	2	7.2m	0.0m (0)	0.0m (0)	2:06.44	29.50s	29.24s
10	TEERDEE	3	8.8m	20.1m (2)	9.8m (3)	2:06.56	28.74s	28.65s
3	SEW HOPEFULL	4	10.9m	8.5m (0)	7.6m (0)	2:06.72	29.43s	28.97s
6	CAPTAINS RUSH	5	15.4m	20.1m (0)	15.1m (3)	2:07.06	29.12s	28.77s
2	BELVU BANDIT	6	24.5m	12.6m (0)	15.9m (0)	2:07.75	29.73s	29.40s
9	GOODLOOKINGDEAL	7	26.5m	15.4m (2)	9.6m (2)	2:07.90	29.06s	30.00s
5	SOFT LANDING	8	32.5m	11.4m (1)	14.7m (2)	2:08.35	29.73s	30.08s
4	DANNARIE	9	34.6m	16.5m (1)	18.8m (1)	2:08.51	29.65s	29.95s
7	STERLING GIGI	10	46.2m	6.9m (1)	11.7m (1)	2:09.38	29.84s	31.33s

Finish Position and metres gained

First Arrow shows distance gain/loss from 2nd Qtr to 3rd Qtr, Second Arrow shows distance gain/loss from 3rd Qtr to Finish
Blue arrow indicates best gain in these quarters.



800

Visual positions in race at 2nd Quarter



400

Visual positions in race at 3rd Quarter



Melton Race 4 Distance 1720m

Friday, 1 May 2026


Gross Time: 2:07.80 MileRate: 1:59.60 LeadTime: 7.50s First Qtr: 30.10s Second Qtr: 32.10s Third Qtr: 29.70s Fourth Qtr: 28.40s

DATA TABLE: 800 / 400 Posi's are position from leader and (how wide the horse was at that position)

No	Horse	Plc	Mar	800 Posi	400 Posi	Time	3rd Qtr	4th Qt
7	PROHIBITED GRACE	1	0.0m	0.0m (0)	0.0m (0)	2:07.80	29.70s	28.40s
9	MOJITO MADNESS	2	1.2m	6.3m (1)	0.9m (1)	2:07.89	29.30s	28.42s
3	MAJESTIC TOOTH	3	11.7m	4.5m (0)	5.5m (0)	2:08.67	29.77s	28.87s
1	PARIS KAY	4	11.9m	13.1m (0)	15.2m (0)	2:08.69	29.83s	28.19s
2	KARAKAJACK TOOTH	5	13.6m	8.8m (0)	11.1m (0)	2:08.81	29.85s	28.61s
4	DELS DESTINY	6	14.7m	11.1m (1)	12.7m (2)	2:08.90	29.80s	28.58s
8	DESERT ASSASSIN	7	23.9m	17.6m (0)	19.1m (1)	2:09.58	29.78s	28.81s
6	ACOOOL INVESTMENT	8	27.4m	15.8m (1)	17.8m (2)	2:09.84	29.82s	29.16s
5	JETAWAY SAINT	9	38.6m	2.4m (1)	12.7m (1)	2:10.68	30.44s	30.36s

Finish Position and metres gained

First Arrow shows distance gain/loss from 2nd Qtr to 3rd Qtr, Second Arrow shows distance gain/loss from 3rd Qtr to Finish
Blue arrow indicates best gain in these quarters.



800

Visual positions in race at 2nd Quarter



400

Visual positions in race at 3rd Quarter

Melton Race 5 Distance 2240m

Friday, 1 May 2026

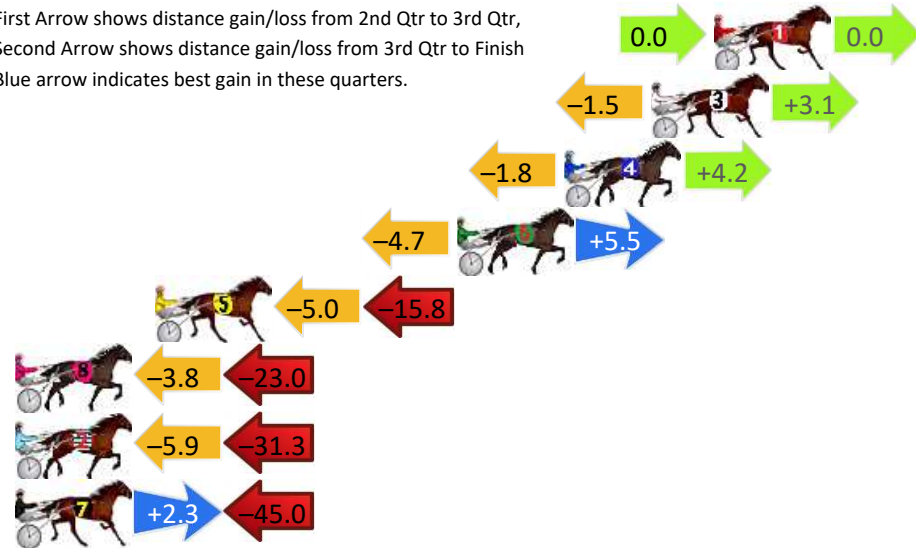
Gross Time: 2:45.40 MileRate: 1:58.80 LeadTime: 46.00s First Qtr: 30.70s Second Qtr: 30.20s Third Qtr: 29.20s Fourth Qtr: 29.30s

DATA TABLE: 800 / 400 Posi's are position from leader and (how wide the horse was at that position)

No	Horse	Plc	Mar	800 Posi	400 Posi	Time	3rd Qtr	4th Qt
1	OUR BELLA LUCIA	1	0.0m	0.0m (0)	0.0m (0)	2:45.40	29.20s	29.30s
3	PRECIOUS BELLE	2	2.5m	4.1m (0)	5.6m (0)	2:45.59	29.31s	29.08s
4	FREAK OUT	3	6.0m	8.4m (0)	10.2m (0)	2:45.86	29.33s	29.02s
6	GLENLINE	4	10.3m	11.1m (1)	15.8m (3)	2:46.19	29.55s	28.94s
5	SHIRALEE	5	22.4m	1.6m (1)	6.6m (1)	2:47.12	29.56s	30.54s
8	CINQUANTA	6	40.3m	13.5m (0)	17.3m (0)	2:48.50	29.48s	31.14s
2	PICKLE IT	7	43.1m	5.9m (1)	11.8m (1)	2:48.71	29.63s	31.75s
7	IMPEACHED	8	58.1m	15.4m (1)	13.1m (2)	2:49.86	29.04s	32.81s

Finish Position and metres gained

First Arrow shows distance gain/loss from 2nd Qtr to 3rd Qtr, Second Arrow shows distance gain/loss from 3rd Qtr to Finish
Blue arrow indicates best gain in these quarters.



800

Visual positions in race at 2nd Quarter



400

Visual positions in race at 3rd Quarter



Melton Race 6 Distance 2240m

Friday, 1 May 2026

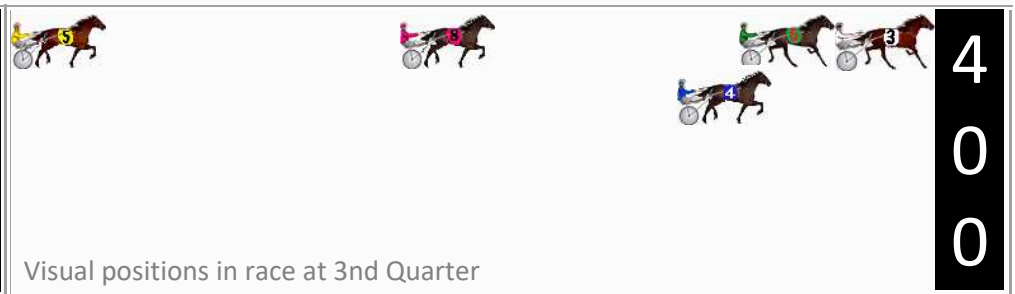

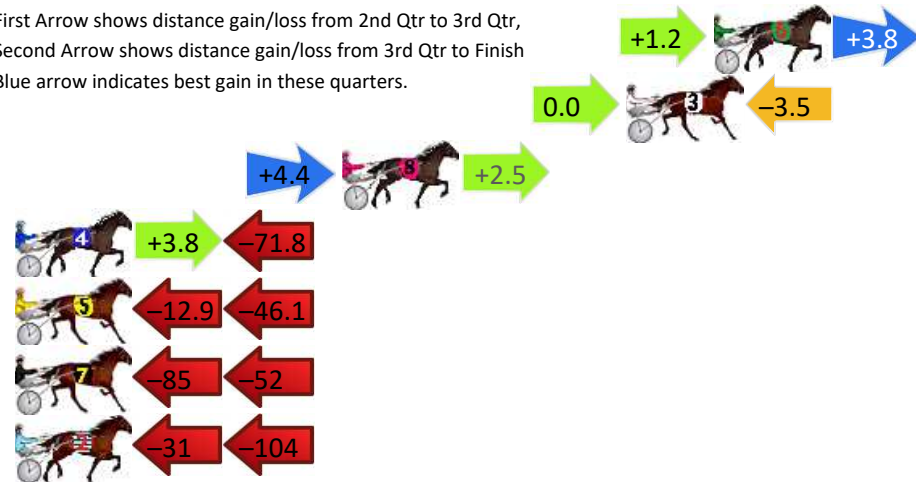
Gross Time: 2:54.60 MileRate: 2:05.50 LeadTime: 48.10s First Qtr: 30.10s Second Qtr: 32.90s Third Qtr: 32.00s Fourth Qtr: 31.50s

DATA TABLE: 800 / 400 Posi's are position from leader and (how wide the horse was at that position)

No	Horse	Plc	Mar	800 Posi	400 Posi	Time	3rd Qtr	4th Qt
6	MOONLIGHT BILLY	1	0.0m	5.0m (0)	3.8m (0)	2:54.60	31.90s	31.20s
3	MISS HOLLY RED	2	3.5m	0.0m (0)	0.0m (0)	2:54.89	32.00s	31.79s
8	WAR DAN PHOENIX	3	14.9m	21.8m (0)	17.4m (0)	2:55.83	31.64s	31.36s
4	REDBLUENPURPLE	4	78.1m	10.1m (0)	6.3m (1)	3:01.03	31.70s	37.43s
5	GIANT FRANKIE	5	137.3m	78.3m (0)	91.2m (0)	3:05.90	32.97s	35.60s
7	KING OF NORMANDY	6	151.5m	15.8m (0)	100.1m (0)	3:07.07	38.64s	36.07s
2	FREMARKSMARVEL	7	311.7m	177.6m (0)	207.8m (0)	3:20.26	34.27s	40.76s

Finish Position and metres gained

First Arrow shows distance gain/loss from 2nd Qtr to 3rd Qtr, Second Arrow shows distance gain/loss from 3rd Qtr to Finish Blue arrow indicates best gain in these quarters.



Visual positions in race at 2nd Quarter

Visual positions in race at 3rd Quarter



Melton Race 7 Distance 1720m

Friday, 1 May 2026

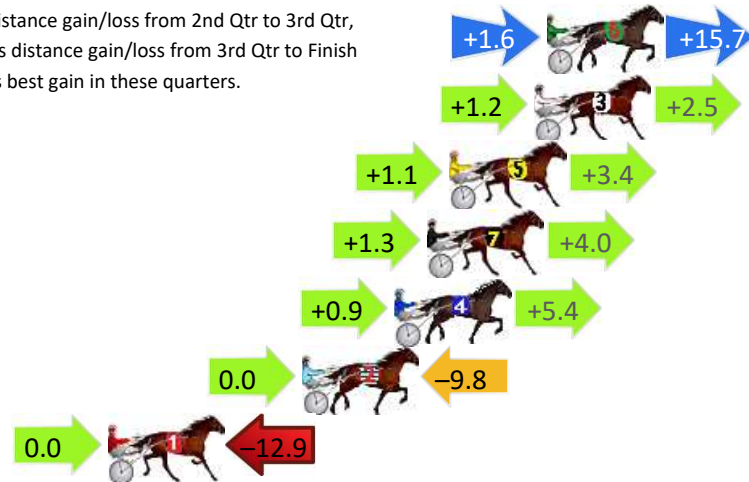
Gross Time: 2:05.70 MileRate: 1:57.60 LeadTime: 7.00s First Qtr: 29.20s Second Qtr: 31.60s Third Qtr: 29.40s Fourth Qtr: 28.50s

DATA TABLE: 800 / 400 Posi's are position from leader and (how wide the horse was at that position)

NoHorse	Plc	Mar	800 Posi	400 Posi	Time	3rd Qtr	4th Qt
6 HIGHLANDHARTBREA AKA	1	0.0m	17.3m (1)	15.7m (1)	2:05.70	29.26s	27.37s
3 DELIGHTFUL CHARM	2	0.5m	4.2m (1)	3.0m (1)	2:05.74	29.31s	28.32s
5 IM WESLEY	3	3.9m	8.4m (1)	7.3m (1)	2:05.99	29.31s	28.26s
7 PERCESSION	4	4.8m	10.1m (0)	8.8m (0)	2:06.06	29.29s	28.23s
4 ADMIRALOFTHEFLEET	5	6.1m	12.4m (1)	11.5m (1)	2:06.16	29.32s	28.13s
2 JUST INCREDIBLE	6	9.8m	0.0m (0)	0.0m (0)	2:06.43	29.40s	29.23s
1 RUBY WINGATE	7	17.6m	4.7m (0)	4.7m (0)	2:07.02	29.40s	29.48s

Finish Position and metres gained

First Arrow shows distance gain/loss from 2nd Qtr to 3rd Qtr,
Second Arrow shows distance gain/loss from 3rd Qtr to Finish
Blue arrow indicates best gain in these quarters.



8
0
0

Visual positions in race at 2nd Quarter



4
0
0

Visual positions in race at 3rd Quarter



Melton Race 8 Distance 1720m

Friday, 1 May 2026

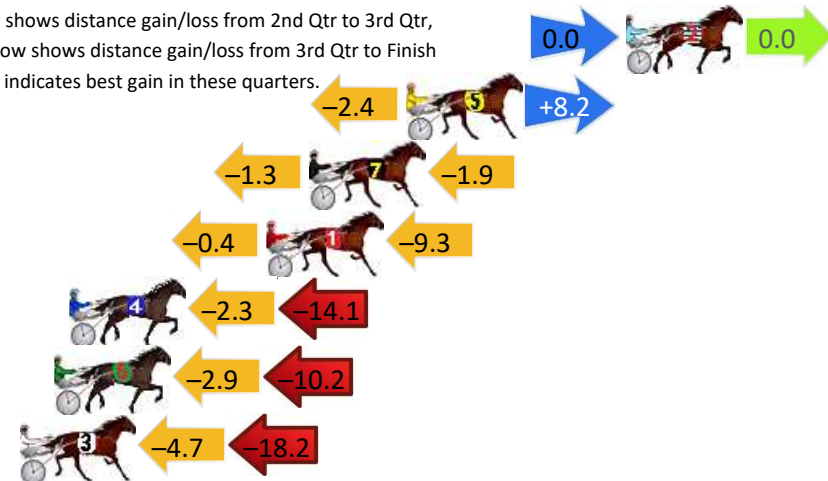
Gross Time: 2:04.30 MileRate: 1:56.30 LeadTime: 7.30s First Qtr: 30.10s Second Qtr: 30.20s Third Qtr: 28.50s Fourth Qtr: 28.20s

DATA TABLE: 800 / 400 Posi's are position from leader and (how wide the horse was at that position)

NoHorse	Plc	Mar	800 Posi	400 Posi	Time	3rd Qtr	4th Qt
2 KYORETSU	1	0.0m	0.0m (0)	0.0m (0)	2:04.30	28.50s	28.20s
5 SHAZZA LOVE	2	8.8m	14.6m (1)	17.0m (2)	2:04.95	28.66s	27.66s
7 AVEIRO	3	12.7m	9.5m (0)	10.8m (0)	2:05.24	28.59s	28.38s
1 JUSTLIKEDAVE	4	14.4m	4.7m (0)	5.1m (0)	2:05.37	28.53s	28.91s
4 WOODLEA DIEGO	5	22.3m	5.9m (1)	8.2m (2)	2:05.95	28.66s	29.28s
6 TED BEAR	6	22.9m	9.8m (1)	12.7m (2)	2:06.00	28.70s	29.00s
3 WICHITA KANSAS	7	24.3m	1.4m (1)	6.1m (1)	2:06.10	28.83s	29.57s

Finish Position and metres gained

First Arrow shows distance gain/loss from 2nd Qtr to 3rd Qtr, Second Arrow shows distance gain/loss from 3rd Qtr to Finish
Blue arrow indicates best gain in these quarters.



8
0
0

Visual positions in race at 2nd Quarter



4
0
0

Visual positions in race at 3rd Quarter

