

# Maryborough Race 1 Distance 1690m

Sunday, 31 May 2026



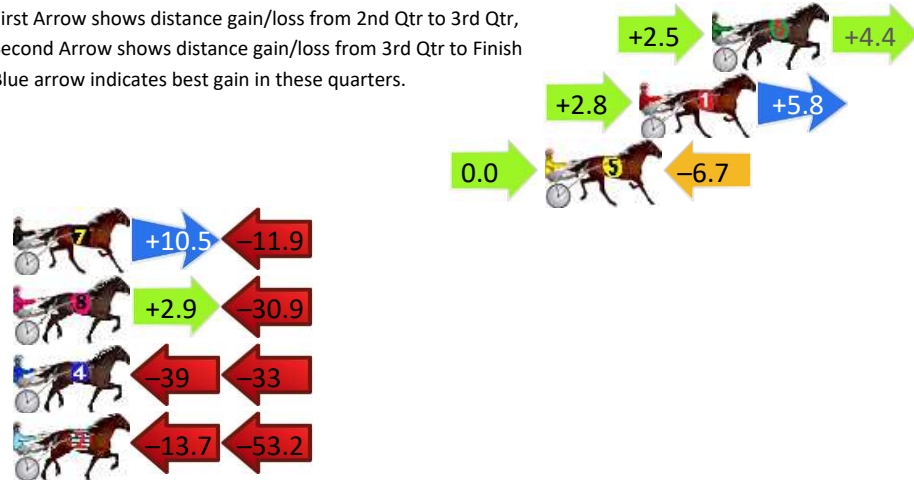
Gross Time: 2:05.70 MileRate: 1:59.70 LeadTime: 5.80s First Qtr: 28.80s Second Qtr: 31.10s Third Qtr: 29.40s Fourth Qtr: 30.60s

DATA TABLE: 800 / 400 Posi's are position from leader and (how wide the horse was at that position)

No	Horse	Plc	Mar	800 Posi	400 Posi	Time	3rd Qtr	4th Qt
6	QUEEN OF SEES	1	0.0m	6.9m (0)	4.4m (0)	2:05.70	29.23s	30.27s
1	MORNING DOVE	2	2.9m	11.5m (0)	8.7m (0)	2:05.93	29.21s	30.18s
5	SPIRITED GIGI	3	6.7m	0.0m (0)	0.0m (0)	2:06.24	29.40s	31.14s
7	VOUCHER QUEEN	4	33.8m	32.4m (0)	21.9m (0)	2:08.41	28.66s	31.68s
8	DALAHASTEN	5	46.3m	18.3m (0)	15.4m (0)	2:09.41	29.21s	33.16s
4	ROSE ALL DAY	6	94.9m	23.3m (0)	62.1m (0)	2:13.30	32.33s	33.57s
2	JILLIBY RADIANCE	7	159.5m	92.6m (0)	106.3m (0)	2:18.47	30.56s	35.44s

## Finish Position and metres gained

First Arrow shows distance gain/loss from 2nd Qtr to 3rd Qtr, Second Arrow shows distance gain/loss from 3rd Qtr to Finish  
Blue arrow indicates best gain in these quarters.



# Maryborough Race 2 Distance 2190m

Sunday, 31 May 2026



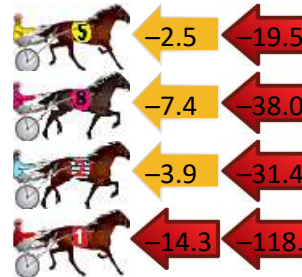
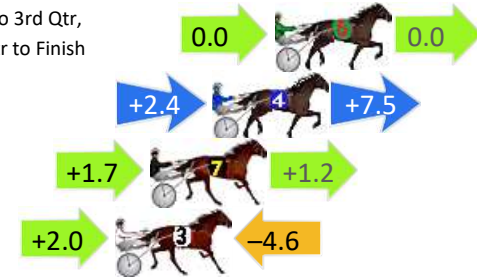
Gross Time: 2:50.10 MileRate: 2:05.00 LeadTime: 44.60s First Qtr: 32.60s Second Qtr: 33.30s Third Qtr: 29.50s Fourth Qtr: 30.10s

DATA TABLE: 800 / 400 Posi's are position from leader and (how wide the horse was at that position)

No	Horse	Plc	Mar	800 Posi	400 Posi	Time	3rd Qtr	4th Qt
6	ZIPPIN PAST	1	0.0m	0.0m (0)	0.0m (0)	2:50.10	29.50s	30.10s
4	THE WOOL BROKER	2	2.5m	12.4m (1)	10.0m (1)	2:50.30	29.33s	29.56s
7	TRUE APLOMB	3	5.0m	7.9m (1)	6.2m (1)	2:50.49	29.38s	30.03s
3	MY LADY MAC	4	6.4m	3.8m (1)	1.8m (1)	2:50.60	29.35s	30.47s
5	LOLLY	5	29.8m	7.8m (0)	10.3m (0)	2:52.45	29.69s	31.69s
8	CALLINAN	6	63.1m	17.7m (0)	25.1m (0)	2:55.07	30.06s	33.21s
2	HALFA SHOT	7	92.6m	57.3m (0)	61.2m (0)	2:57.40	29.83s	32.87s
1	ORLANDO VEYRON	8	355.0m	222.3m (0)	236.6m (0)	3:18.08	30.73s	40.55s

## Finish Position and metres gained

First Arrow shows distance gain/loss from 2nd Qtr to 3rd Qtr, Second Arrow shows distance gain/loss from 3rd Qtr to Finish Blue arrow indicates best gain in these quarters.



# Maryborough Race 3 Distance 1690m

Sunday, 31 May 2026

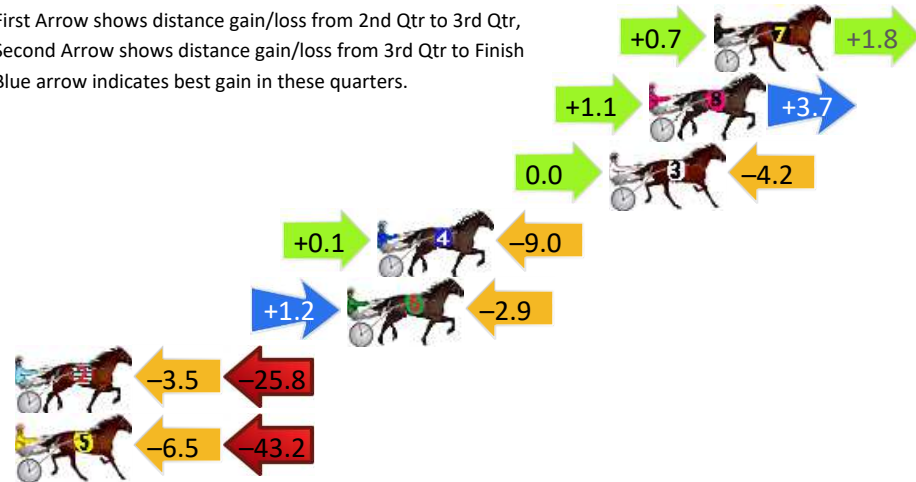
Gross Time: 2:06.00 MileRate: 1:59.90 LeadTime: 5.70s First Qtr: 29.60s Second Qtr: 31.90s Third Qtr: 29.20s Fourth Qtr: 29.60s

DATA TABLE: 800 / 400 Posi's are position from leader and (how wide the horse was at that position)

No	Horse	Plc	Mar	800 Posi	400 Posi	Time	3rd Qtr	4th Qt
7	FREMARKS PEGGY	1	0.0m	2.5m (1)	1.8m (1)	2:06.00	29.15s	29.47s
8	ALABAMA MAY	2	2.6m	7.4m (1)	6.3m (1)	2:06.20	29.12s	29.34s
3	JESSICAS STORY	3	4.2m	0.0m (0)	0.0m (0)	2:06.33	29.20s	29.93s
4	LOUIEVILLE LASS	4	13.5m	4.6m (0)	4.5m (0)	2:07.05	29.20s	30.32s
6	THE FASHIONISTA	5	14.7m	13.0m (1)	11.8m (1)	2:07.14	29.12s	29.88s
2	TENSION SEEKER	6	38.4m	9.1m (0)	12.6m (0)	2:08.98	29.46s	31.66s
5	ZIPPING VOLSTEAD	7	64.6m	14.9m (0)	21.4m (0)	2:11.01	29.68s	33.05s

## Finish Position and metres gained

First Arrow shows distance gain/loss from 2nd Qtr to 3rd Qtr, Second Arrow shows distance gain/loss from 3rd Qtr to Finish  
Blue arrow indicates best gain in these quarters.



800

Visual positions in race at 2nd Quarter



400

Visual positions in race at 3rd Quarter

# Maryborough Race 4 Distance 1690m

Sunday, 31 May 2026


Gross Time: 2:05.50 MileRate: 1:59.50 LeadTime: 5.30s First Qtr: 30.60s Second Qtr: 31.00s Third Qtr: 29.70s Fourth Qtr: 28.90s

DATA TABLE: 800 / 400 Posi's are position from leader and (how wide the horse was at that position)

No	Horse	Plc	Mar	800 Posi	400 Posi	Time	3rd Qtr	4th Qt
8	WITH APLOMB	1	0.0m	0.0m (0)	0.0m (0)	2:05.50	29.70s	28.90s
5	WATCH AND ACT	2	6.4m	4.1m (0)	4.3m (0)	2:05.99	29.71s	29.08s
4	DELS DESTINY	3	15.5m	15.7m (1)	7.6m (1)	2:06.68	29.09s	29.53s
1	BLACK AND GOLD	4	16.0m	8.5m (0)	9.6m (0)	2:06.71	29.77s	29.41s
7	TWEEDLEDEE	5	16.1m	20.3m (1)	12.1m (1)	2:06.72	29.08s	29.24s
2	TE AMO	6	20.5m	12.6m (0)	16.5m (2)	2:07.05	29.97s	29.25s
6	ABBIE	7	26.5m	4.3m (1)	3.7m (1)	2:07.51	29.65s	30.64s
3	EL TORNADO	8	172.5m	10.7m (1)	16.1m (1)	2:18.58	30.08s	40.81s

## Finish Position and metres gained

First Arrow shows distance gain/loss from 2nd Qtr to 3rd Qtr, Second Arrow shows distance gain/loss from 3rd Qtr to Finish  
Blue arrow indicates best gain in these quarters.



8  
0  
0

Visual positions in race at 2nd Quarter



4  
0  
0

Visual positions in race at 3rd Quarter

# Maryborough Race 5 Distance 2190m

Sunday, 31 May 2026

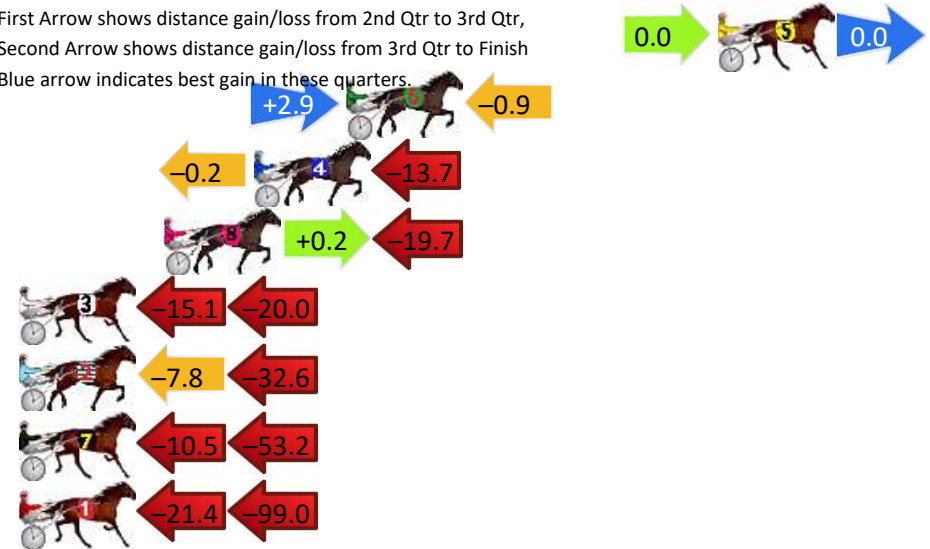
Gross Time: 2:40.00 MileRate: 1:57.60 LeadTime: 43.70s First Qtr: 30.50s Second Qtr: 29.90s Third Qtr: 27.40s Fourth Qtr: 28.50s

DATA TABLE: 800 / 400 Posi's are position from leader and (how wide the horse was at that position)

No	Horse	Plc	Mar	800 Posi	400 Posi	Time	3rd Qtr	4th Qt
5	COMEANDSEE	1	0.0m	0.0m (0)	0.0m (0)	2:40.00	27.40s	28.50s
6	KINGS GALLERY	2	14.9m	16.9m (1)	14.0m (1)	2:41.12	27.22s	28.65s
4	LA CANTATRICE	3	18.6m	4.7m (0)	4.9m (0)	2:41.39	27.42s	29.55s
8	THEMIDNIGHTEXPRESS	4	22.2m	2.7m (1)	2.5m (1)	2:41.66	27.39s	29.99s
3	OZZIE DIAMOND	5	49.4m	14.3m (0)	29.4m (1)	2:43.70	28.47s	30.16s
2	LATHER IN GOLD	6	51.9m	11.5m (1)	19.3m (1)	2:43.88	27.96s	31.04s
7	GRANDIOSA	7	71.1m	7.4m (1)	17.9m (0)	2:45.32	28.14s	32.58s
1	WICKED TORQUE	8	130.7m	10.3m (0)	31.7m (0)	2:49.78	28.90s	36.08s

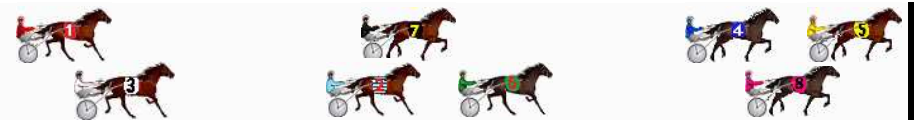
## Finish Position and metres gained

First Arrow shows distance gain/loss from 2nd Qtr to 3rd Qtr, Second Arrow shows distance gain/loss from 3rd Qtr to Finish Blue arrow indicates best gain in these quarters.



800

Visual positions in race at 2nd Quarter



400

Visual positions in race at 3rd Quarter

# Maryborough Race 6 Distance 1690m

Sunday, 31 May 2026



Gross Time: 1:58.40 MileRate: 1:52.80 LeadTime: 5.40s First Qtr: 28.90s Second Qtr: 29.50s Third Qtr: 26.40s Fourth Qtr: 28.20s

DATA TABLE: 800 / 400 Posi's are position from leader and (how wide the horse was at that position)

No	Horse	Plc	Mar	800 Posi	400 Posi	Time	3rd Qtr	4th Qt
4	ROCKNROLL WISH	1	0.0m	9.0m (1)	9.9m (1)	1:58.40	26.48s	27.53s
5	MIDNIGHT MOTH	2	0.8m	3.2m (1)	4.1m (1)	1:58.46	26.47s	27.98s
1	ALL OVER IT	3	3.4m	0.0m (0)	0.0m (0)	1:58.65	26.40s	28.45s
3	SECRET SERVICE AGENT	4	14.1m	13.4m (1)	14.3m (1)	1:59.44	26.49s	28.27s
6	SOHO AMARYLLIS	5	33.2m	19.5m (1)	22.8m (1)	2:00.86	26.67s	29.11s
9	MAJOR EASTWOOD	6	35.8m	13.4m (0)	22.6m (0)	2:01.05	27.05s	29.32s
7	LIKE NO OTHER	7	38.9m	24.5m (1)	28.2m (1)	2:01.28	26.70s	29.17s
2	IMALLATTITUDE	8	39.1m	18.3m (0)	29.9m (0)	2:01.30	27.23s	29.07s
8	ARUVAL	9	39.5m	6.6m (0)	17.4m (0)	2:01.33	27.15s	29.95s

## Finish Position and metres gained

First Arrow shows distance gain/loss from 2nd Qtr to 3rd Qtr, Second Arrow shows distance gain/loss from 3rd Qtr to Finish  
Blue arrow indicates best gain in these quarters.



# Maryborough Race 7 Distance 1690m



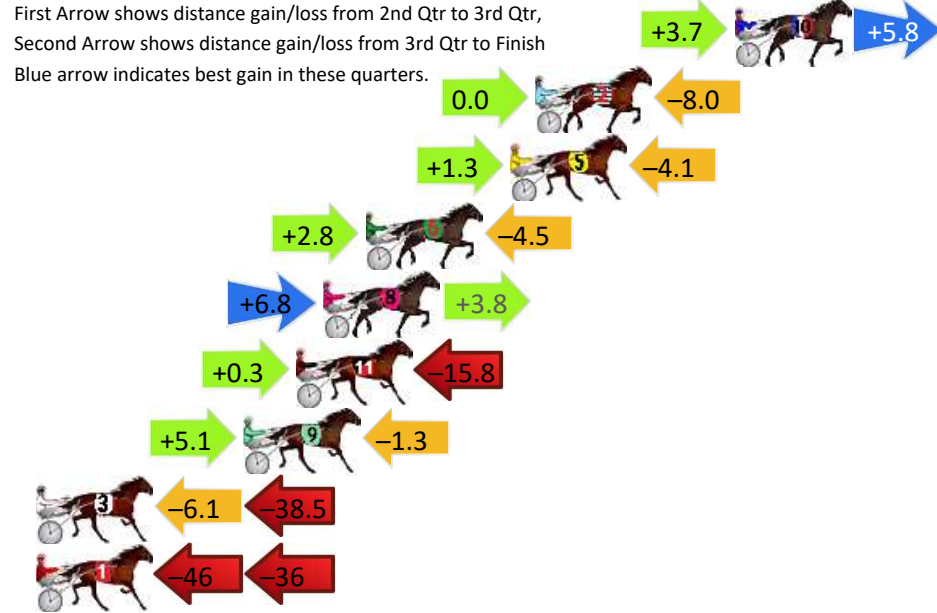
Sunday, 31 May 2026

Gross Time: 2:03.50 MileRate: 1:57.60 LeadTime: 5.60s First Qtr: 28.00s Second Qtr: 30.40s Third Qtr: 28.80s Fourth Qtr: 30.70s

DATA TABLE: 800 / 400 Posi's are position from leader and (how wide the horse was at that position)

No	Horse	Plc	Mar	800 Posi	400 Posi	Time	3rd Qtr	4th Qt
10	ARTIGAS	1	0.0m	9.5m (1)	5.8m (1)	2:03.50	28.55s	30.27s
2	POPPY POPSTAR	2	8.0m	0.0m (0)	0.0m (0)	2:04.14	28.80s	31.34s
5	IM EDDIE	3	9.0m	6.2m (0)	4.9m (0)	2:04.22	28.72s	31.06s
6	DEEP LOVE	4	14.8m	13.1m (0)	10.3m (0)	2:04.69	28.62s	31.13s
8	AGAINST THE BRIDLE	5	16.5m	27.1m (0)	20.3m (1)	2:04.83	28.36s	30.53s
11	BLACKRANGE GLORY	6	17.6m	2.1m (1)	1.8m (1)	2:04.91	28.78s	31.98s
9	SKYVALLEY BOY	7	19.7m	23.5m (1)	18.4m (0)	2:05.08	28.48s	30.92s
3	MOONSHINE LOUIE	8	65.6m	21.0m (0)	27.1m (0)	2:08.77	29.30s	33.97s
1	MOREEP	9	106.1m	25.6m (2)	70.7m (1)	2:12.02	32.20s	33.99s

## Finish Position and metres gained



# Maryborough Race 8 Distance 2690m

Sunday, 31 May 2026


Gross Time: 3:21.30 MileRate: 2:00.40 LeadTime: 83.80s First Qtr: 30.80s Second Qtr: 31.10s Third Qtr: 29.30s Fourth Qtr: 26.30s

DATA TABLE: 800 / 400 Posi's are position from leader and (how wide the horse was at that position)

No	Horse	Plc	Mar	800 Posi	400 Posi	Time	3rd Qtr	4th Qt
10	BAY OF BISCAIY	1	0.0m	0.0m (0)	0.0m (0)	3:21.30	29.30s	26.30s
1	WAR DAN BUDDY	2	2.1m	4.3m (0)	4.4m (0)	3:21.45	29.29s	26.15s
5	HES FROM HEAVEN	3	4.0m	9.8m (1)	6.7m (1)	3:21.58	29.05s	26.12s
3	JACKS ULTIMATE FURY	4	6.7m	5.9m (1)	2.3m (1)	3:21.76	29.03s	26.60s
2	JILLIBY NITRO	5	6.8m	13.9m (1)	11.6m (1)	3:21.77	29.09s	25.97s
8	CALEXICO	6	7.0m	8.7m (0)	9.1m (0)	3:21.79	29.30s	26.16s
9	FORTY LOVE	7	11.0m	12.4m (0)	13.0m (0)	3:22.06	29.30s	26.16s
6	ULTIMATE VINNIE	8	18.6m	17.6m (1)	15.9m (1)	3:22.59	29.12s	26.49s
11	MY ULTIMATE JIMMY	9	30.2m	16.6m (0)	17.8m (0)	3:23.40	29.32s	27.17s

## Finish Position and metres gained

First Arrow shows distance gain/loss from 2nd Qtr to 3rd Qtr, Second Arrow shows distance gain/loss from 3rd Qtr to Finish  
Blue arrow indicates best gain in these quarters.



800

Visual positions in race at 2nd Quarter



400

Visual positions in race at 3rd Quarter



# Maryborough Race 9 Distance 1690m

Sunday, 31 May 2026


Gross Time: 2:07.30 MileRate: 2:01.20 LeadTime: 5.60s First Qtr: 30.80s Second Qtr: 32.90s Third Qtr: 30.60s Fourth Qtr: 27.40s

DATA TABLE: 800 / 400 Posi's are position from leader and (how wide the horse was at that position)

No	Horse	Plc	Mar	800 Posi	400 Posi	Time	3rd Qtr	4th Qt
3	PRETTYBOY HARRY	1	0.0m	0.0m (0)	0.0m (0)	2:07.30	30.60s	27.40s
5	SAM NIEN	2	4.5m	8.0m (1)	6.1m (1)	2:07.62	30.43s	27.28s
1	ALDEBARAN ABEL	3	5.3m	4.3m (0)	3.9m (0)	2:07.68	30.55s	27.50s
10	KYVALLEY MICHAEL	4	5.7m	3.8m (1)	2.0m (1)	2:07.71	30.45s	27.67s
2	WALLIS	5	18.5m	18.4m (0)	12.1m (1)	2:08.63	30.07s	27.86s
4	ROCKY VALLEY	6	19.0m	12.5m (1)	6.1m (2)	2:08.67	30.09s	28.33s
8	RAPID RETURN	7	19.2m	9.2m (0)	9.3m (0)	2:08.68	30.57s	28.11s
6	MITCHELL WRAP	8	23.7m	17.2m (1)	9.7m (2)	2:09.01	29.99s	28.41s
7	EL CONQUEROR	9	24.6m	21.7m (1)	14.9m (2)	2:09.07	30.02s	28.10s
9	AVANT GUARD	10	28.3m	13.5m (0)	17.6m (0)	2:09.34	30.84s	28.17s

## Finish Position and metres gained

First Arrow shows distance gain/loss from 2nd Qtr to 3rd Qtr,  
Second Arrow shows distance gain/loss from 3rd Qtr to Finish  
Blue arrow indicates best gain in these quarters.



800

Visual positions in race at 2nd Quarter



400

Visual positions in race at 3rd Quarter



# Maryborough Race 10 Distance 2190m

Sunday, 31 May 2026

Gross Time: 2:45.80 MileRate: 2:01.90 LeadTime: 42.60s First Qtr: 30.90s Second Qtr: 31.70s Third Qtr: 30.00s Fourth Qtr: 30.60s

DATA TABLE: 800 / 400 Posi's are position from leader and (how wide the horse was at that position)

No	Horse	Plc	Mar	800 Posi	400 Posi	Time	3rd Qtr	4th Qt
12	CONNIES PRESIDENT	1	0.0m	11.3m (1)	0.0m (1)	2:45.80	29.16s	30.60s
6	SONNYBOY	2	20.8m	0.0m (1)	1.3m (0)	2:47.47	30.10s	32.17s
11	IMABOGANBOY	3	30.0m	9.7m (0)	18.6m (1)	2:48.20	30.68s	31.60s
9	CHAMPAGNES	4	35.9m	15.7m (1)	29.6m (1)	2:48.67	31.06s	31.24s
3	BET BET HOTSHOT	5	49.6m	5.2m (0)	18.1m (0)	2:49.77	30.97s	33.21s
1	LAVENGERS BOY	6	51.5m	6.3m (1)	13.3m (1)	2:49.92	30.53s	33.72s
4	SUPREME DOLL	7	90.2m	52.2m (0)	58.8m (0)	2:53.02	30.54s	33.39s
10	ALLWATFUNJINGLES	8	96.6m	56.2m (0)	64.1m (0)	2:53.53	30.64s	33.50s
2	ALDEBARAN MAVERICK	9	121.4m	0.3m (0)	80.1m (0)	2:55.52	36.01s	34.29s
8	JOE LOU	10	340.8m	199.7m (0)	226.1m (0)	3:13.09	32.14s	40.86s

## Finish Position and metres gained

First Arrow shows distance gain/loss from 2nd Qtr to 3rd Qtr, Second Arrow shows distance gain/loss from 3rd Qtr to Finish  
Blue arrow indicates best gain in those quarters.

