

# Maryborough Race 1 Distance 1690m

Monday, 20 April 2026

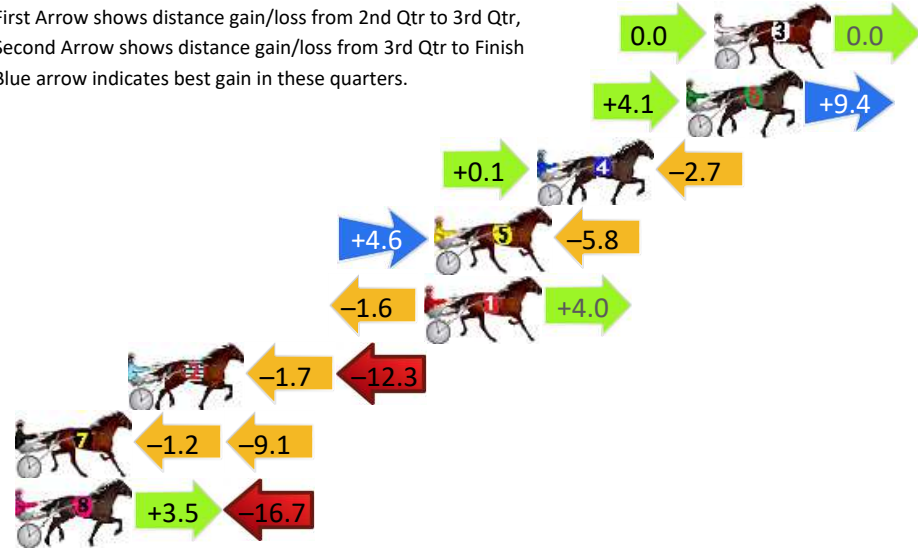
Gross Time: 2:07.40 MileRate: 2:01.40 LeadTime: 5.80s First Qtr: 29.30s Second Qtr: 33.10s Third Qtr: 29.70s Fourth Qtr: 29.50s

DATA TABLE: 800 / 400 Posi's are position from leader and (how wide the horse was at that position)

No	Horse	Plc	Mar	800 Posi	400 Posi	Time	3rd Qtr	4th Qt
3	JILLIBY RADIANCE	1	0.0m	0.0m (0)	0.0m (0)	2:07.40	29.70s	29.50s
6	GYM QUEEN	2	1.1m	14.6m (1)	10.5m (1)	2:07.49	29.39s	28.82s
4	GREAT HORIZON	3	7.1m	4.5m (0)	4.4m (0)	2:07.95	29.69s	29.73s
5	MISS HOLLY RED	4	11.2m	10.0m (1)	5.4m (1)	2:08.27	29.36s	29.97s
1	AMICA VALLIS	5	11.6m	14.0m (0)	15.6m (0)	2:08.30	29.82s	29.25s
2	THELMABELLA	6	23.5m	9.5m (0)	11.2m (0)	2:09.22	29.82s	30.50s
7	VIXAN	7	28.7m	18.4m (0)	19.6m (0)	2:09.62	29.78s	30.28s
8	LUCKY YOU	8	32.7m	19.5m (1)	16.0m (1)	2:09.93	29.44s	30.85s

## Finish Position and metres gained

First Arrow shows distance gain/loss from 2nd Qtr to 3rd Qtr, Second Arrow shows distance gain/loss from 3rd Qtr to Finish  
Blue arrow indicates best gain in these quarters.



8  
0  
0

Visual positions in race at 2nd Quarter



4  
0  
0

Visual positions in race at 3rd Quarter



# Maryborough Race 2 Distance 1690m

Monday, 20 April 2026


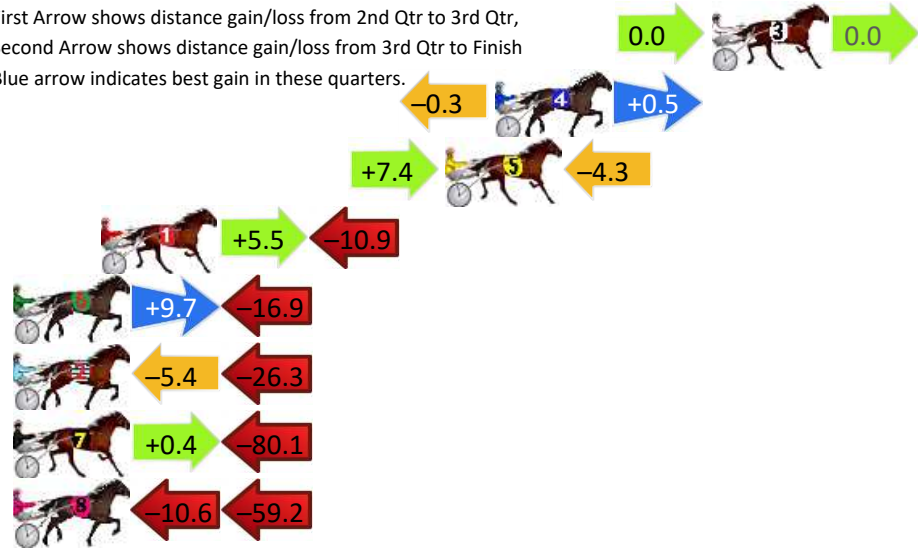
Gross Time: 2:08.50 MileRate: 2:02.30 LeadTime: 5.90s First Qtr: 29.80s Second Qtr: 33.20s Third Qtr: 30.40s Fourth Qtr: 29.20s

DATA TABLE: 800 / 400 Posi's are position from leader and (how wide the horse was at that position)

No	Horse	Plc	Mar	800 Posi	400 Posi	Time	3rd Qtr	4th Qt
3	ZIPPIN PAST	1	0.0m	0.0m (0)	0.0m (0)	2:08.50	30.40s	29.20s
4	ELEGANT SPIRIT	2	8.7m	8.9m (0)	9.2m (0)	2:09.17	30.41s	29.19s
5	MY LADY MAC	3	10.7m	13.8m (0)	6.4m (1)	2:09.32	29.83s	29.55s
1	DOWNTOWN GIRL	4	24.5m	19.1m (0)	13.6m (1)	2:10.38	29.97s	30.07s
6	LUCKY AVENUE	5	30.8m	23.6m (0)	13.9m (0)	2:10.86	29.65s	30.53s
2	TRUE APLOMB	6	77.6m	45.9m (0)	51.3m (0)	2:14.44	30.73s	31.34s
7	REGAL GALA	7	84.2m	4.5m (0)	4.1m (0)	2:14.95	30.36s	35.35s
8	MAJESTIC LORD	8	175.3m	105.5m (0)	116.1m (0)	2:21.93	31.03s	34.03s

## Finish Position and metres gained

First Arrow shows distance gain/loss from 2nd Qtr to 3rd Qtr, Second Arrow shows distance gain/loss from 3rd Qtr to Finish  
Blue arrow indicates best gain in these quarters.



# Maryborough Race 3 Distance 1690m

Monday, 20 April 2026

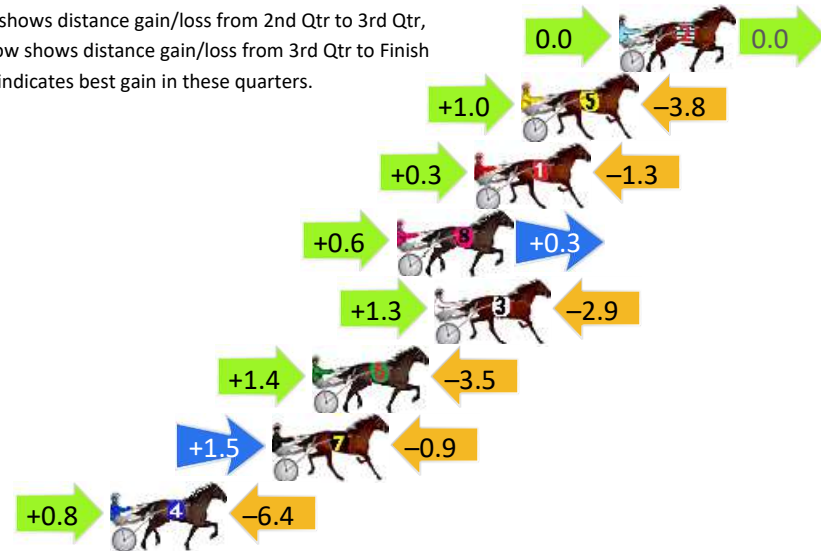
Gross Time: 2:07.80 MileRate: 2:01.70 LeadTime: 5.80s First Qtr: 31.20s Second Qtr: 33.20s Third Qtr: 29.70s Fourth Qtr: 27.90s

DATA TABLE: 800 / 400 Posi's are position from leader and (how wide the horse was at that position)

No	Horse	Plc	Mar	800 Posi	400 Posi	Time	3rd Qtr	4th Qt
2	ADELAIDE RED	1	0.0m	0.0m (0)	0.0m (0)	2:07.80	29.70s	27.90s
5	NOBLE COUNT	2	3.9m	1.1m (1)	0.1m (1)	2:08.09	29.63s	28.18s
1	DELS DESTINY	3	5.8m	4.8m (0)	4.5m (0)	2:08.23	29.67s	28.01s
8	ACOOOL INVESTMENT	4	8.9m	9.8m (0)	9.2m (0)	2:08.45	29.64s	27.89s
3	BULLAPARK BENO	5	7.4m	5.8m (1)	4.5m (1)	2:08.34	29.59s	28.12s
6	MY JERRY	6	12.3m	10.2m (1)	8.8m (1)	2:08.70	29.58s	28.17s
7	JAKARTA	7	13.9m	14.5m (1)	13.0m (1)	2:08.82	29.56s	27.99s
4	RIDETHELIGHTNING	8	20.4m	14.8m (0)	14.0m (0)	2:09.30	29.61s	28.40s

## Finish Position and metres gained

First Arrow shows distance gain/loss from 2nd Qtr to 3rd Qtr,  
Second Arrow shows distance gain/loss from 3rd Qtr to Finish  
Blue arrow indicates best gain in these quarters.



8  
0  
0

Visual positions in race at 2nd Quarter



4  
0  
0

Visual positions in race at 3rd Quarter



# Maryborough Race 4 Distance 1690m

Monday, 20 April 2026



Gross Time: 1:59.20 MileRate: 1:53.50 LeadTime: 5.50s First Qtr: 27.40s Second Qtr: 29.50s Third Qtr: 27.80s Fourth Qtr: 29.00s

DATA TABLE: 800 / 400 Posi's are position from leader and (how wide the horse was at that position)

No	Horse	Plc	Mar	800 Posi	400 Posi	Time	3rd Qtr	4th Qt
4	CARDIGAN MAJOR	1	0.0m	0.0m (0)	0.0m (0)	1:59.20	27.80s	29.00s
7	KINGS GALLERY	2	17.4m	33.3m (0)	28.8m (1)	2:00.52	27.53s	28.29s
5	FARROH JOE	3	18.2m	1.7m (1)	3.3m (1)	2:00.58	27.91s	30.15s
8	LOUS MAMBO	4	20.7m	9.3m (0)	13.6m (1)	2:00.78	28.12s	29.62s
6	THESTORMINU	5	47.2m	8.4m (1)	9.4m (1)	2:02.79	27.88s	31.93s
3	WICKED TORQUE	6	54.5m	16.5m (0)	23.5m (0)	2:03.35	28.32s	31.49s
1	SHEZARAGER	7	85.4m	4.4m (0)	12.8m (0)	2:05.70	28.40s	34.60s
2	JANEWAY	8	89.3m	47.8m (0)	58.5m (0)	2:06.00	28.63s	31.67s
9	TORQUE TO FARROH	9	139.0m	28.1m (0)	92.5m (0)	2:09.78	32.39s	33.05s

## Finish Position and metres gained

First Arrow shows distance gain/loss from 2nd Qtr to 3rd Qtr, Second Arrow shows distance gain/loss from 3rd Qtr to Finish  
Blue arrow indicates best gain in these quarters



# Maryborough Race 5 Distance 2190m

Monday, 20 April 2026

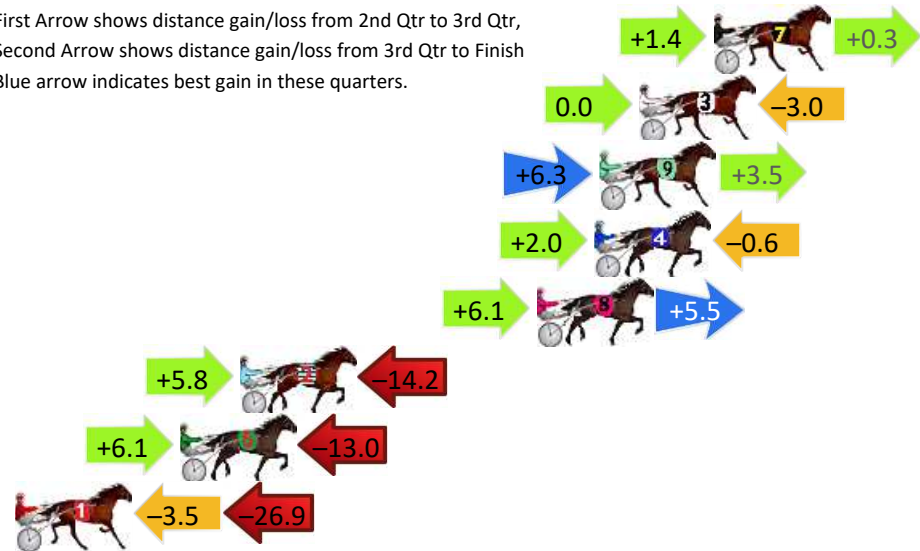
Gross Time: 2:42.50 MileRate: 1:59.40 LeadTime: 42.10s First Qtr: 31.70s Second Qtr: 31.30s Third Qtr: 28.80s Fourth Qtr: 28.60s

DATA TABLE: 800 / 400 Posi's are position from leader and (how wide the horse was at that position)

No	Horse	Plc	Mar	800 Posi	400 Posi	Time	3rd Qtr	4th Qt
7	OUTBACK QUEENIE	1	0.0m	1.7m (1)	0.3m (1)	2:42.50	28.70s	28.58s
3	WHERES WOOD WOOD	2	3.0m	0.0m (0)	0.0m (0)	2:42.73	28.80s	28.83s
9	HURRICANE HOOLY	3	4.6m	14.4m (0)	8.1m (1)	2:42.85	28.35s	28.37s
4	FAKE COLLECTION	4	4.8m	6.2m (1)	4.2m (0)	2:42.86	28.66s	28.66s
8	LINE UP JACQUIE	5	7.1m	18.7m (1)	12.6m (2)	2:43.03	28.36s	28.23s
2	SKADI	6	19.0m	10.6m (1)	4.8m (2)	2:43.93	28.38s	29.69s
6	EASY ROLLING	7	21.4m	14.5m (1)	8.4m (2)	2:44.11	28.36s	29.61s
1	ETIZ AMODEL	8	35.0m	4.6m (0)	8.1m (0)	2:45.13	29.05s	30.65s

## Finish Position and metres gained

First Arrow shows distance gain/loss from 2nd Qtr to 3rd Qtr, Second Arrow shows distance gain/loss from 3rd Qtr to Finish  
Blue arrow indicates best gain in these quarters.



800

Visual positions in race at 2nd Quarter



400

Visual positions in race at 3rd Quarter

# Maryborough Race 6 Distance 2190m

Monday, 20 April 2026


Gross Time: 2:46.10 MileRate: 2:02.10 LeadTime: 43.00s First Qtr: 31.50s Second Qtr: 31.40s Third Qtr: 29.80s Fourth Qtr: 30.40s

DATA TABLE: 800 / 400 Posi's are position from leader and (how wide the horse was at that position)

NoHorse	Plc	Mar	800 Posi	400 Posi	Time	3rd Qtr	4th Qt
1 ZOLU	1	0.0m	0.0m (0)	0.0m (0)	2:46.10	29.80s	30.40s
7 LEO GALLEON	2	7.3m	2.4m (1)	1.7m (1)	2:46.68	29.75s	30.85s
3 TIMMY WHIZ	3	7.3m	12.2m (1)	10.4m (1)	2:46.68	29.68s	30.20s
5 STEPBYPSTEP	4	10.8m	15.5m (2)	10.8m (3)	2:46.96	29.46s	30.45s
10 PIPALICIOUS	5	12.0m	20.3m (2)	14.7m (3)	2:47.05	29.40s	30.25s
2 MORNING DOVE	6	13.1m	17.0m (1)	14.4m (1)	2:47.14	29.62s	30.36s
9 JUST A JOURNEY	7	15.7m	9.5m (0)	9.0m (0)	2:47.35	29.77s	30.98s
6 RAPTA	8	17.6m	7.0m (1)	6.0m (1)	2:47.50	29.73s	31.35s
4 SPIRITED GIGI	9	25.7m	11.6m (2)	11.1m (2)	2:48.15	29.77s	31.62s
8 BEAU TRUSCOTT	10	29.9m	4.6m (0)	4.0m (0)	2:48.48	29.76s	32.48s

## Finish Position and metres gained

First Arrow shows distance gain/loss from 2nd Qtr to 3rd Qtr,  
Second Arrow shows distance gain/loss from 3rd Qtr to Finish  
Blue arrow indicates best gain in these quarters.



800

Visual positions in race at 2nd Quarter



400

Visual positions in race at 3rd Quarter



# Maryborough Race 7 Distance 2190m

Monday, 20 April 2026




Gross Time: 2:43.40 MileRate: 2:00.10 LeadTime: 43.70s First Qtr: 31.20s Second Qtr: 29.40s Third Qtr: 29.10s Fourth Qtr: 30.00s

DATA TABLE: 800 / 400 Posi's are position from leader and (how wide the horse was at that position)

No	Horse	Plc	Mar	800 Posi	400 Posi	Time	3rd Qtr	4th Qt
6	POSTERMAN	1	0.0m	20.3m (1)	15.0m (2)	2:43.40	28.73s	28.90s
7	FIVE CENT	2	2.8m	9.7m (2)	5.5m (1)	2:43.62	28.80s	29.82s
12	ROCK POSTER	3	3.9m	19.9m (0)	21.2m (0)	2:43.71	29.22s	28.75s
3	SEASIDE LADY	4	4.7m	0.0m (0)	0.0m (0)	2:43.77	29.10s	30.37s
1	TALKBABYTALK	5	5.9m	5.1m (0)	4.9m (0)	2:43.86	29.09s	30.10s
2	WICKED ONE	6	7.6m	9.4m (0)	9.5m (0)	2:44.00	29.12s	29.90s
9	FIRESIDE	7	7.6m	12.7m (1)	20.2m (2)	2:44.00	29.66s	29.12s
8	BELLA LOMBO	8	10.8m	15.2m (0)	15.4m (0)	2:44.25	29.13s	29.72s
11	CAPTAIN GRIN	9	13.6m	16.0m (2)	9.9m (1)	2:44.47	28.67s	30.34s
13	MANFREDI	10	24.6m	8.0m (1)	19.1m (1)	2:45.33	29.92s	30.53s
5	WHENIGROWUP	11	93.8m	52.1m (0)	61.7m (0)	2:50.77	29.86s	32.84s
4	MIDNIGHT ALIBI	12	110.2m	3.1m (1)	14.0m (1)	2:52.06	29.91s	37.63s

## Finish Position and metres gained

First Arrow shows distance gain/loss from 2nd Qtr to 3rd Qtr,  
Second Arrow shows distance gain/loss from 3rd Qtr to Finish  
Blue arrow indicates best gain in these quarters.



# Maryborough Race 8 Distance 1690m

Monday, 20 April 2026




Gross Time: 2:03.40 MileRate: 1:57.50 LeadTime: 5.70s First Qtr: 28.90s Second Qtr: 30.50s Third Qtr: 28.50s Fourth Qtr: 29.80s

DATA TABLE: 800 / 400 Posi's are position from leader and (how wide the horse was at that position)

No	Horse	Plc	Mar	800 Posi	400 Posi	Time	3rd Qtr	4th Qt
9	WITH APLOMB	1	0.0m	17.7m (1)	13.3m (2)	2:03.40	28.21s	28.84s
11	HILLWINSOME	2	3.1m	26.3m (2)	16.0m (0)	2:03.64	27.80s	28.88s
3	BOUTIKA	3	3.6m	4.7m (0)	6.4m (0)	2:03.68	28.63s	29.62s
4	AETOS DYNAMIS	4	4.5m	12.4m (1)	8.7m (2)	2:03.75	28.25s	29.52s
1	BLACK AND GOLD	5	4.6m	9.6m (0)	11.0m (0)	2:03.76	28.62s	29.36s
5	HILLSIDE	6	5.0m	0.0m (0)	0.0m (0)	2:03.79	28.50s	30.19s
8	PIESRIDINGSHOTGUN	7	11.1m	14.8m (0)	13.9m (1)	2:04.27	28.46s	29.66s
10	DEEJAY DEX	8	12.0m	21.9m (1)	17.4m (2)	2:04.34	28.21s	29.48s
7	AI SEDHAI	9	26.3m	28.7m (0)	24.8m (0)	2:05.45	28.27s	30.05s
12	CALABASAS	10	29.7m	29.8m (1)	35.9m (0)	2:05.72	28.99s	29.52s
6	IM EDDIE	11	31.1m	8.6m (1)	9.7m (1)	2:05.83	28.59s	31.53s

## Finish Position and metres gained

First Arrow shows distance gain/loss from 2nd Qtr to 3rd Qtr, Second Arrow shows distance gain/loss from 3rd Qtr to Finish  
Blue arrow indicates best gain in these quarters.



# Maryborough Race 9 Distance 1690m

Monday, 20 April 2026

Gross Time: 2:00.70 MileRate: 1:55.00 LeadTime: 5.30s First Qtr: 29.20s Second Qtr: 29.60s Third Qtr: 27.70s Fourth Qtr: 28.90s

DATA TABLE: 800 / 400 Posi's are position from leader and (how wide the horse was at that position)

No	Horse	Plc	Mar	800 Posi	400 Posi	Time	3rd Qtr	4th Qt
6	HIGHVIEW HAMMER	1	0.0m	4.1m (0)	4.6m (0)	2:00.70	27.74s	28.58s
7	REGAL ROCK	2	0.5m	0.0m (0)	0.0m (0)	2:00.74	27.70s	28.94s
11	SOAR	3	14.7m	17.9m (1)	14.7m (1)	2:01.81	27.50s	28.98s
12	KYRGIOS	4	15.8m	22.2m (1)	21.3m (2)	2:01.90	27.67s	28.60s
9	ZU HOFFEN	5	20.0m	13.1m (1)	11.1m (0)	2:02.22	27.58s	29.64s
8	POLLY PEACHUM	6	22.2m	16.3m (0)	21.3m (1)	2:02.38	28.08s	29.08s
2	MAJOR ASSASSIN	7	23.8m	8.7m (1)	12.8m (2)	2:02.51	28.00s	29.81s
13	EYE SEE AMOUR	8	24.1m	27.0m (1)	27.0m (1)	2:02.53	27.74s	28.83s
5	SHIRALEE	9	25.0m	3.8m (1)	6.5m (1)	2:02.60	27.90s	30.34s
10	IMALLATTITUDE	10	30.8m	21.5m (0)	24.2m (0)	2:03.04	27.92s	29.54s
1	DANCEBYTHESEASIDE	11	37.9m	10.5m (0)	17.5m (0)	2:03.57	28.21s	30.54s

## Finish Position and metres gained

First Arrow shows distance gain/loss from 2nd Qtr to 3rd Qtr, Second Arrow shows distance gain/loss from 3rd Qtr to Finish  
Blue arrow indicates best gain in these quarters.

