

Maryborough Race 1 Distance 2190m

Wednesday, 17 June 2026

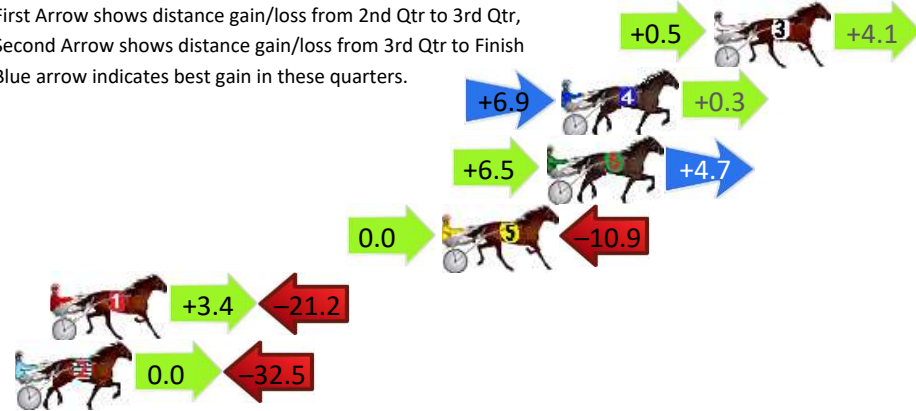
Gross Time: 2:44.40 MileRate: 2:00.80 LeadTime: 43.40s First Qtr: 31.30s Second Qtr: 30.30s Third Qtr: 29.70s Fourth Qtr: 29.70s

DATA TABLE: 800 / 400 Posi's are position from leader and (how wide the horse was at that position)

NoHorse	Plc	Mar	800 Posi	400 Posi	Time	3rd Qtr	4th Qt
3 ROMANTIC NINA	1	0.0m	4.6m (0)	4.1m (0)	2:44.40	29.66s	29.40s
4 FREMARKS PEGGY	2	6.1m	13.3m (1)	6.4m (2)	2:44.87	29.19s	29.70s
6 THE ITALIAN DREAM	3	6.7m	17.9m (1)	11.4m (2)	2:44.92	29.22s	29.38s
5 ABBIE	4	10.9m	0.0m (0)	0.0m (0)	2:45.25	29.70s	30.55s
1 BLACK AND GOLD	5	26.6m	8.8m (1)	5.4m (1)	2:46.47	29.45s	31.37s
2 AHUNDREDPLUS	6	41.6m	9.1m (0)	9.1m (0)	2:47.64	29.70s	32.27s

Finish Position and metres gained

First Arrow shows distance gain/loss from 2nd Qtr to 3rd Qtr,
Second Arrow shows distance gain/loss from 3rd Qtr to Finish
Blue arrow indicates best gain in these quarters.



8
0
0

Visual positions in race at 2nd Quarter



4
0
0

Visual positions in race at 3rd Quarter

Maryborough Race 2 Distance 1690m

Wednesday, 17 June 2026



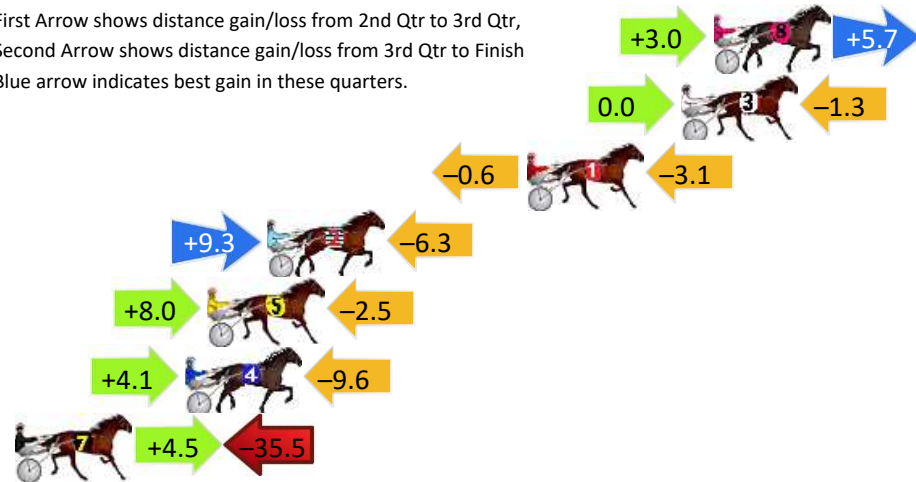
Gross Time: 2:07.20 MileRate: 2:01.10 LeadTime: 5.90s First Qtr: 29.80s Second Qtr: 31.20s Third Qtr: 30.60s Fourth Qtr: 29.70s

DATA TABLE: 800 / 400 Posi's are position from leader and (how wide the horse was at that position)

No	Horse	Plc	Mar	800 Posi	400 Posi	Time	3rd Qtr	4th Qt
8	ATTRACTED	1	0.0m	8.7m (0)	5.7m (1)	2:07.20	30.37s	29.27s
3	BETSY ANNE	2	1.3m	0.0m (0)	0.0m (0)	2:07.30	30.60s	29.80s
1	ITGETSBETTER	3	7.5m	3.8m (0)	4.4m (0)	2:07.78	30.64s	29.95s
2	ATEGO DAWN	4	17.9m	20.9m (0)	11.6m (1)	2:08.59	29.88s	30.22s
5	LADY SUSPICIOUS	5	20.3m	25.8m (0)	17.8m (0)	2:08.78	29.97s	29.95s
4	IMABOGANBOY	6	21.2m	15.7m (0)	11.6m (0)	2:08.85	30.28s	30.48s
7	EMILY MEAGAN	7	57.3m	26.3m (1)	21.8m (1)	2:11.66	30.23s	32.53s

Finish Position and metres gained

First Arrow shows distance gain/loss from 2nd Qtr to 3rd Qtr, Second Arrow shows distance gain/loss from 3rd Qtr to Finish. Blue arrow indicates best gain in these quarters.



Visual positions in race at 2nd Quarter

Visual positions in race at 3rd Quarter

Maryborough Race 3 Distance 1690m

Wednesday, 17 June 2026

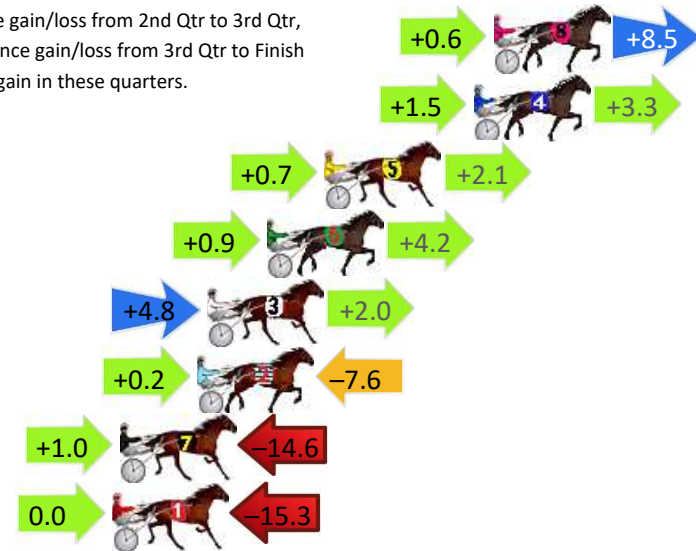
Gross Time: 2:05.40 MileRate: 1:59.50 LeadTime: 5.70s First Qtr: 29.40s Second Qtr: 30.80s Third Qtr: 29.70s Fourth Qtr: 29.80s

DATA TABLE: 800 / 400 Posi's are position from leader and (how wide the horse was at that position)

No	Horse	Plc	Mar	800 Posi	400 Posi	Time	3rd Qtr	4th Qt
8	ITZ CLASSIC GOLD	1	0.0m	9.1m (0)	8.5m (0)	2:05.40	29.66s	29.17s
4	CHAMPAGNES	2	0.8m	5.6m (1)	4.1m (1)	2:05.46	29.59s	29.56s
5	SAINT EYES	3	6.8m	9.6m (1)	8.9m (1)	2:05.93	29.65s	29.67s
6	PRO HIBITION	4	9.1m	14.2m (1)	13.3m (2)	2:06.11	29.63s	29.53s
3	JESSICAS STORY	5	11.5m	18.3m (1)	13.5m (0)	2:06.30	29.35s	29.70s
2	LOUIEVILLE LASS	6	11.9m	4.5m (0)	4.3m (0)	2:06.33	29.69s	30.41s
7	RASTAMON	7	15.0m	1.4m (1)	0.4m (1)	2:06.57	29.63s	30.94s
1	MATTYO	8	15.3m	0.0m (0)	0.0m (0)	2:06.59	29.70s	30.99s

Finish Position and metres gained

First Arrow shows distance gain/loss from 2nd Qtr to 3rd Qtr,
Second Arrow shows distance gain/loss from 3rd Qtr to Finish
Blue arrow indicates best gain in these quarters.



8
0
0

Visual positions in race at 2nd Quarter



4
0
0

Visual positions in race at 3rd Quarter



Maryborough Race 4 Distance 2190m

Wednesday, 17 June 2026


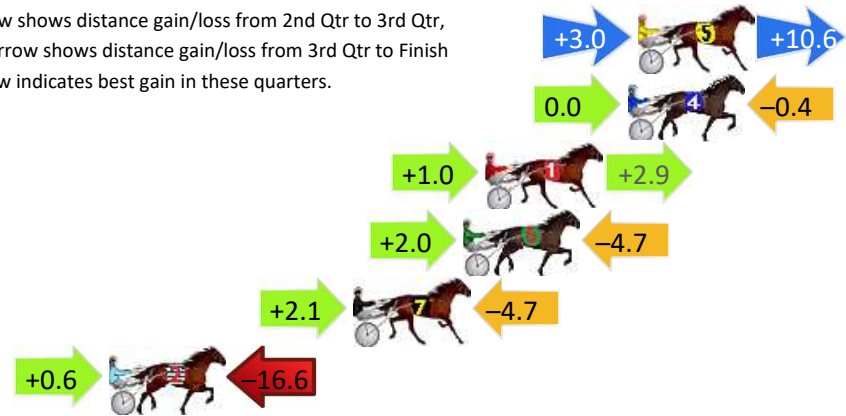
Gross Time: 2:45.20 MileRate: 2:01.40 LeadTime: 42.40s First Qtr: 31.90s Second Qtr: 30.90s Third Qtr: 29.70s Fourth Qtr: 30.30s

DATA TABLE: 800 / 400 Posi's are position from leader and (how wide the horse was at that position)

NoHorse	Plc	Mar	800 Posi	400 Posi	Time	3rd Qtr	4th Qt
5 DEEP LOVE	1	0.0m	13.6m (1)	10.6m (1)	2:45.20	29.49s	29.51s
4 POPPY POPSTAR	2	0.4m	0.0m (0)	0.0m (0)	2:45.23	29.70s	30.33s
1 THE CHOOK	3	6.1m	10.0m (0)	9.0m (0)	2:45.68	29.63s	30.11s
6 VICTREE VIC	4	7.0m	4.3m (1)	2.3m (1)	2:45.76	29.55s	30.69s
7 GATESYS MATE	5	11.4m	8.8m (1)	6.7m (2)	2:46.10	29.55s	30.70s
2 APEX	6	21.2m	5.2m (0)	4.6m (0)	2:46.88	29.66s	31.64s

Finish Position and metres gained

First Arrow shows distance gain/loss from 2nd Qtr to 3rd Qtr, Second Arrow shows distance gain/loss from 3rd Qtr to Finish
Blue arrow indicates best gain in these quarters.



8
0
0

Visual positions in race at 2nd Quarter



4
0
0

Visual positions in race at 3rd Quarter




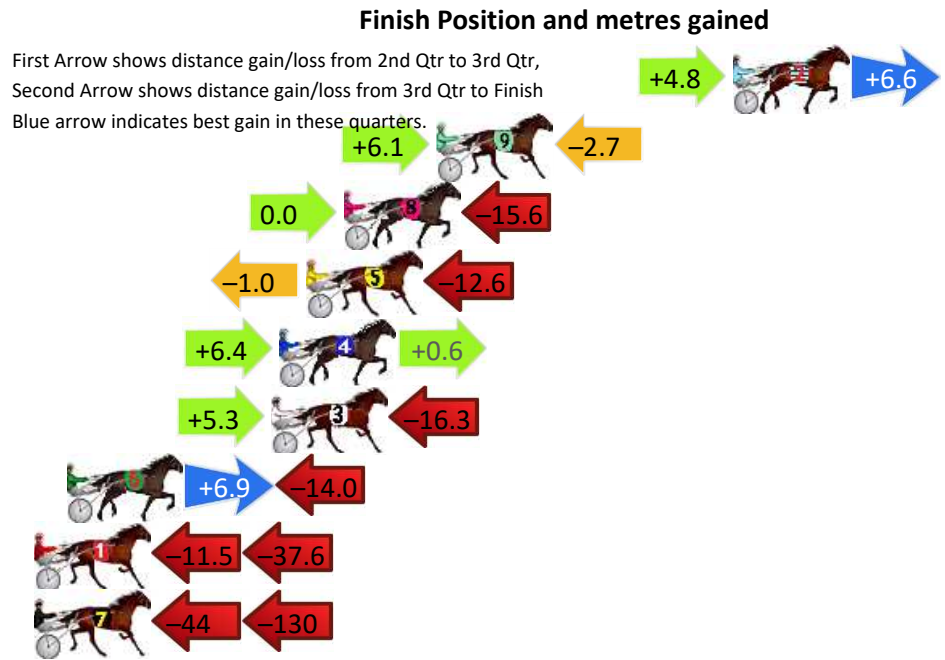
Maryborough Race 5 Distance 2190m

Wednesday, 17 June 2026

Gross Time: 2:48.40 MileRate: 2:03.80 LeadTime: 45.60s First Qtr: 30.50s Second Qtr: 30.80s Third Qtr: 30.90s Fourth Qtr: 30.60s

DATA TABLE: 800 / 400 Posi's are position from leader and (how wide the horse was at that position)

NoHorse	Plc	Mar	800 Posi	400 Posi	Time	3rd Qtr	4th Qt
2 LUCKY YOU	1	0.0m	11.4m (0)	6.6m (1)	2:48.40	30.53s	30.10s
9 DALAHASTEN	2	11.9m	15.3m (0)	9.2m (0)	2:49.35	30.43s	30.85s
8 ROCKINWITHSASS	3	15.6m	0.0m (0)	0.0m (0)	2:49.65	30.90s	31.85s
5 NEDZA THRILLER	4	17.1m	3.5m (0)	4.5m (0)	2:49.77	30.97s	31.63s
4 SPESHAL	5	18.2m	25.2m (0)	18.8m (0)	2:49.86	30.41s	30.62s
3 VIXAN	6	18.5m	7.5m (0)	2.2m (1)	2:49.88	30.50s	31.91s
6 SPARKIE DEVINE	7	26.7m	19.6m (0)	12.7m (1)	2:50.54	30.37s	31.77s
1 AMESKY	8	109.2m	60.1m (0)	71.6m (0)	2:57.14	31.77s	33.87s
7 KYVALLEY REEVA	9	386.4m	214.2m (0)	257.3m (0)	3:19.34	34.17s	41.87s



Maryborough Race 6 Distance 2190m

Wednesday, 17 June 2026

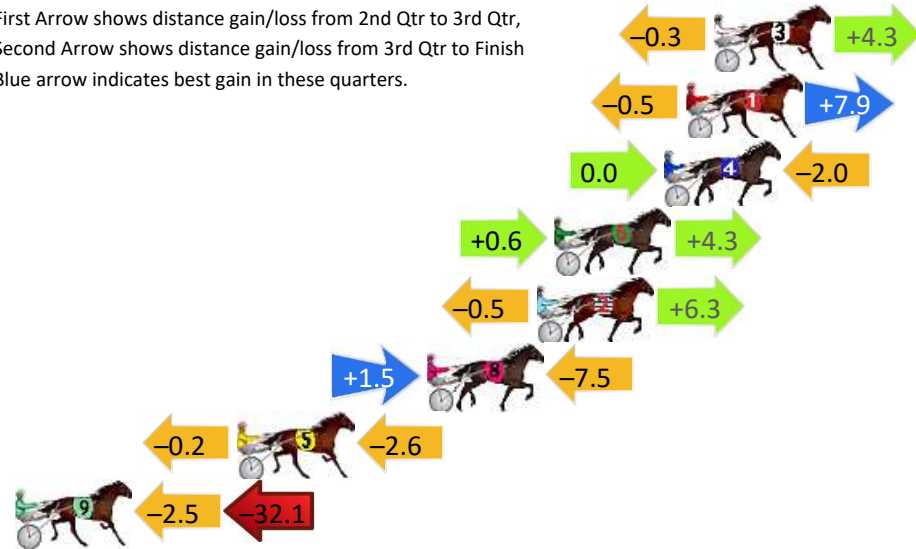
Gross Time: 2:48.90 MileRate: 2:04.10 LeadTime: 43.70s First Qtr: 34.10s Second Qtr: 31.10s Third Qtr: 29.90s Fourth Qtr: 30.10s

DATA TABLE: 800 / 400 Posi's are position from leader and (how wide the horse was at that position)

NoHorse	Plc	Mar	800 Posi	400 Posi	Time	3rd Qtr	4th Qt
3 SHONEE	1	0.0m	4.0m (0)	4.3m (0)	2:48.90	29.92s	29.78s
1 ARGYLE MUSE	2	1.1m	8.5m (0)	9.0m (0)	2:48.99	29.94s	29.52s
4 KIMBERLEYS TREE	3	2.0m	0.0m (0)	0.0m (0)	2:49.06	29.90s	30.26s
6 GLORY CONNECT	4	6.4m	11.3m (1)	10.7m (1)	2:49.40	29.86s	29.80s
2 GIGGLE WATER	5	7.1m	12.9m (0)	13.4m (0)	2:49.46	29.94s	29.66s
8 JILLIBY RADIANCE	6	11.5m	5.5m (1)	4.0m (1)	2:49.81	29.79s	30.71s
5 THE KNOCKABOUT	7	19.1m	16.3m (1)	16.5m (1)	2:50.41	29.92s	30.38s
9 REDBLUENPURPLE	8	51.8m	17.2m (0)	19.7m (0)	2:52.98	30.09s	32.71s

Finish Position and metres gained

First Arrow shows distance gain/loss from 2nd Qtr to 3rd Qtr, Second Arrow shows distance gain/loss from 3rd Qtr to Finish
Blue arrow indicates best gain in these quarters.



800

Visual positions in race at 2nd Quarter



400

Visual positions in race at 3rd Quarter

Maryborough Race 7 Distance 2190m

Wednesday, 17 June 2026

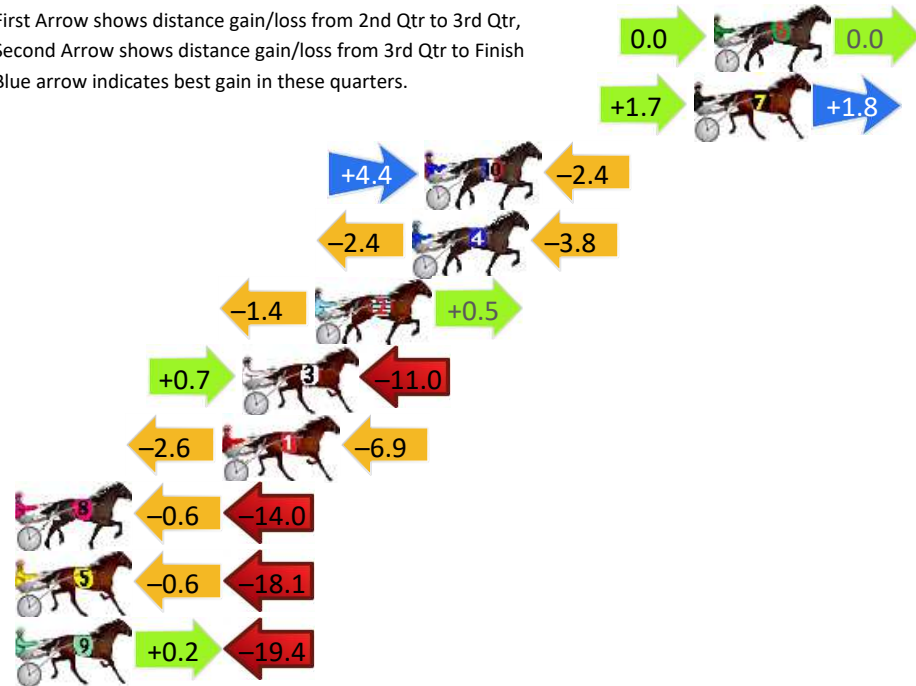
Gross Time: 2:51.20 MileRate: 2:05.80 LeadTime: 46.20s First Qtr: 32.40s Second Qtr: 31.60s Third Qtr: 30.30s Fourth Qtr: 30.70s

DATA TABLE: 800 / 400 Posi's are position from leader and (how wide the horse was at that position)

No	Horse	Plc	Mar	800 Posi	400 Posi	Time	3rd Qtr	4th Qt
6	CUDGEE BREEZE	1	0.0m	0.0m (0)	0.0m (0)	2:51.20	30.30s	30.70s
7	JUST ME AND YOU	2	0.8m	4.3m (1)	2.6m (1)	2:51.26	30.18s	30.56s
10	WHATSTHEGOSS	3	11.6m	13.6m (1)	9.2m (2)	2:52.13	29.98s	30.93s
4	EL UNO	4	12.1m	5.9m (0)	8.3m (0)	2:52.17	30.49s	31.04s
2	WAITING FOR ANNA	5	16.0m	15.1m (0)	16.5m (0)	2:52.49	30.41s	30.74s
3	ARIVADERCHI	6	18.9m	8.6m (1)	7.9m (1)	2:52.72	30.25s	31.62s
1	PARDRAY	7	19.7m	10.2m (0)	12.8m (1)	2:52.78	30.50s	31.31s
8	HENRYS HORSE	8	35.1m	20.5m (0)	21.1m (0)	2:54.02	30.36s	31.92s
5	LITTLER	9	37.0m	18.3m (1)	18.9m (1)	2:54.17	30.35s	32.24s
9	BLONDIES BLIS	10	42.8m	23.6m (1)	23.4m (2)	2:54.64	30.29s	32.37s


Finish Position and metres gained

First Arrow shows distance gain/loss from 2nd Qtr to 3rd Qtr, Second Arrow shows distance gain/loss from 3rd Qtr to Finish
Blue arrow indicates best gain in these quarters.



800

Visual positions in race at 2nd Quarter



400

Visual positions in race at 3rd Quarter



Maryborough Race 8 Distance 1690m

Wednesday, 17 June 2026

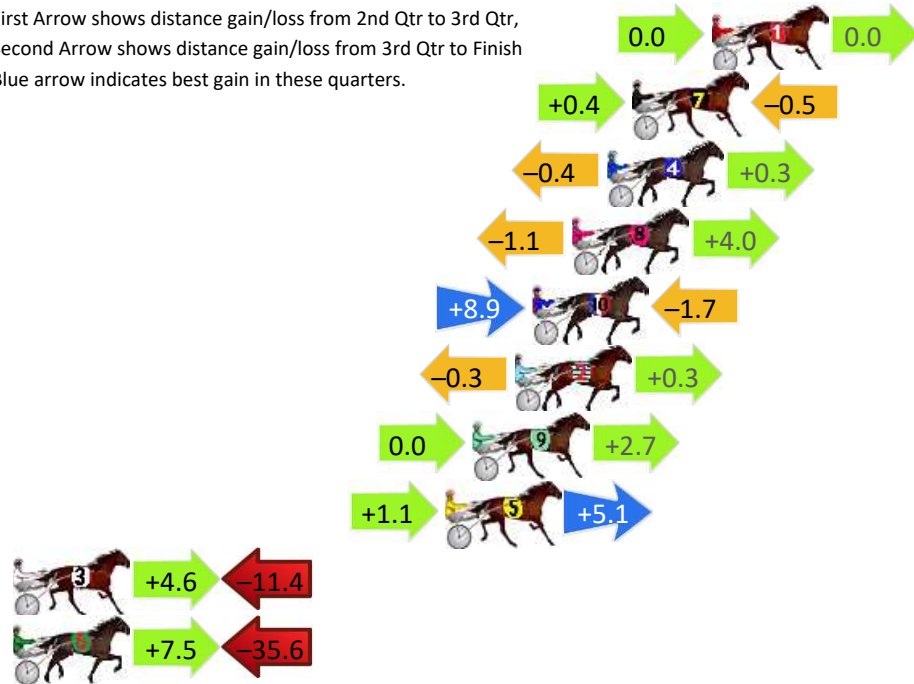
Gross Time: 2:09.30 MileRate: 2:03.20 LeadTime: 5.60s First Qtr: 31.10s Second Qtr: 33.60s Third Qtr: 29.70s Fourth Qtr: 29.30s

DATA TABLE: 800 / 400 Posi's are position from leader and (how wide the horse was at that position)

No	Horse	Plc	Mar	800 Posi	400 Posi	Time	3rd Qtr	4th Qt
1	BROWN EYED KATE	1	0.0m	0.0m (0)	0.0m (0)	2:09.30	29.70s	29.30s
7	MADGE EGAN	2	3.2m	3.1m (1)	2.7m (1)	2:09.55	29.67s	29.35s
4	BET BET HOTSHOT	3	4.2m	4.1m (0)	4.5m (0)	2:09.62	29.73s	29.29s
8	CRESCO CASHFLOW	4	5.6m	8.5m (0)	9.6m (0)	2:09.73	29.77s	29.03s
10	KYVALLEY MISTY	5	7.2m	14.4m (2)	5.5m (2)	2:09.85	29.04s	29.45s
2	TOUCHANDGO	6	7.9m	7.9m (1)	8.2m (1)	2:09.91	29.72s	29.31s
9	PLAYA DEL CARMEN	7	9.6m	12.3m (1)	12.3m (1)	2:10.04	29.69s	29.14s
5	SUPREME DOLL	8	10.7m	16.9m (1)	15.8m (0)	2:10.12	29.61s	28.96s
3	MISS AVENGER	9	28.6m	21.8m (1)	17.2m (2)	2:11.50	29.35s	30.24s
6	HEART OF GRACELAND	10	48.3m	20.2m (2)	12.7m (2)	2:13.01	29.14s	32.08s

Finish Position and metres gained

First Arrow shows distance gain/loss from 2nd Qtr to 3rd Qtr,
Second Arrow shows distance gain/loss from 3rd Qtr to Finish
Blue arrow indicates best gain in these quarters.



800

Visual positions in race at 2nd Quarter



400

Visual positions in race at 3rd Quarter

