

Maryborough Race 1 Distance 2190m

Monday, 11 May 2026

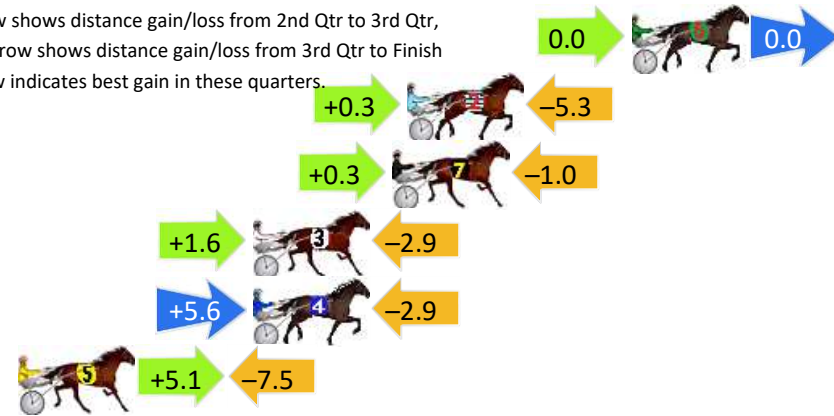
Gross Time: 2:45.30 MileRate: 2:01.40 LeadTime: 44.10s First Qtr: 32.30s Second Qtr: 32.40s Third Qtr: 29.90s Fourth Qtr: 26.60s

DATA TABLE: 800 / 400 Posi's are position from leader and (how wide the horse was at that position)

NoHorse	Plc	Mar	800 Posi	400 Posi	Time	3rd Qtr	4th Qt
6 STAUNTON	1	0.0m	0.0m (0)	0.0m (0)	2:45.30	29.90s	26.60s
2 FARROH JOE	2	9.0m	4.0m (0)	3.7m (0)	2:45.93	29.86s	26.97s
7 THEMIDNIGHTEXPRESS	3	9.6m	8.9m (0)	8.6m (1)	2:45.97	29.84s	26.67s
3 WICKED TORQUE	4	15.2m	13.9m (0)	12.3m (0)	2:46.37	29.73s	26.81s
4 LA CANTATRICE	5	15.2m	17.9m (0)	12.3m (1)	2:46.37	29.43s	26.81s
5 RONAN	6	24.6m	22.2m (0)	17.1m (1)	2:47.03	29.45s	27.13s

Finish Position and metres gained

First Arrow shows distance gain/loss from 2nd Qtr to 3rd Qtr,
Second Arrow shows distance gain/loss from 3rd Qtr to Finish
Blue arrow indicates best gain in these quarters.



8
0
0

Visual positions in race at 2nd Quarter



4
0
0

Visual positions in race at 3rd Quarter



Maryborough Race 2 Distance 2190m

Monday, 11 May 2026


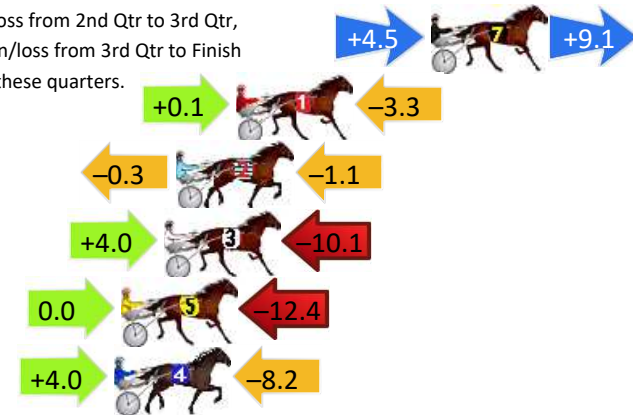
Gross Time: 2:41.10 MileRate: 1:58.40 LeadTime: 42.20s First Qtr: 30.30s Second Qtr: 31.70s Third Qtr: 28.80s Fourth Qtr: 28.10s

DATA TABLE: 800 / 400 Posi's are position from leader and (how wide the horse was at that position)


NoHorse	Plc	Mar	800 Posi	400 Posi	Time	3rd Qtr	4th Qt
7 ROAM	1	0.0m	13.6m (1)	9.1m (1)	2:41.10	28.47s	27.46s
1 JANIEBQUICK	2	7.8m	4.6m (0)	4.5m (0)	2:41.68	28.79s	28.36s
2 OVER THE LINE	3	10.2m	8.8m (0)	9.1m (0)	2:41.85	28.81s	28.21s
3 HUXHAM CHUBB	4	10.7m	4.6m (1)	0.6m (1)	2:41.89	28.51s	28.85s
5 ASMILEANDAWINX	5	12.4m	0.0m (0)	0.0m (0)	2:42.02	28.80s	29.02s
4 IMAGINATION ORO	6	12.7m	8.5m (1)	4.5m (1)	2:42.04	28.51s	28.72s

Finish Position and metres gained

First Arrow shows distance gain/loss from 2nd Qtr to 3rd Qtr,
Second Arrow shows distance gain/loss from 3rd Qtr to Finish
Blue arrow indicates best gain in these quarters.



Visual positions in race at 2nd Quarter



Visual positions in race at 3rd Quarter



Maryborough Race 3 Distance 1690m

Monday, 11 May 2026


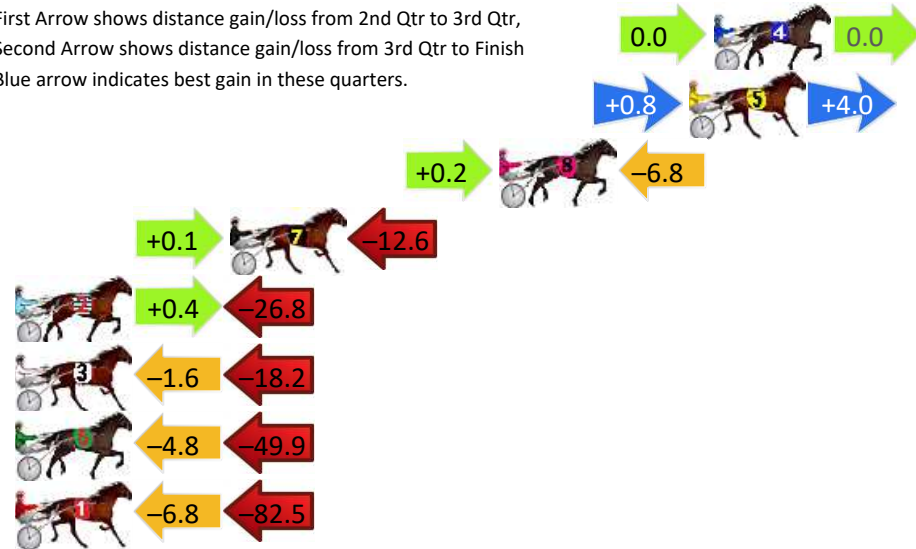
Gross Time: 2:07.90 MileRate: 2:01.80 LeadTime: 5.70s First Qtr: 28.70s Second Qtr: 34.40s Third Qtr: 29.80s Fourth Qtr: 29.30s

DATA TABLE: 800 / 400 Posi's are position from leader and (how wide the horse was at that position)

No	Horse	Plc	Mar	800 Posi	400 Posi	Time	3rd Qtr	4th Qt
4	REGAL GALA	1	0.0m	0.0m (0)	0.0m (0)	2:07.90	29.80s	29.30s
5	ORLANDO VEYRON	2	1.0m	5.8m (0)	5.0m (0)	2:07.98	29.74s	29.01s
8	CALLINAN	3	8.6m	2.0m (1)	1.8m (1)	2:08.56	29.78s	29.83s
7	TRUE APLOMB	4	19.4m	6.9m (1)	6.8m (1)	2:09.39	29.79s	30.29s
2	HALFA SHOT	5	39.5m	13.1m (0)	12.7m (0)	2:10.94	29.76s	31.41s
3	LOLLY	6	53.6m	33.8m (0)	35.4m (0)	2:12.02	29.90s	30.82s
6	LUCKY AVENUE	7	66.2m	11.5m (1)	16.3m (1)	2:12.99	30.15s	33.19s
1	ELEGANT SPIRIT	8	247.2m	157.9m (0)	164.7m (0)	2:26.89	30.20s	36.19s

Finish Position and metres gained

First Arrow shows distance gain/loss from 2nd Qtr to 3rd Qtr, Second Arrow shows distance gain/loss from 3rd Qtr to Finish Blue arrow indicates best gain in these quarters.



Maryborough Race 4 Distance 1690m

Monday, 11 May 2026

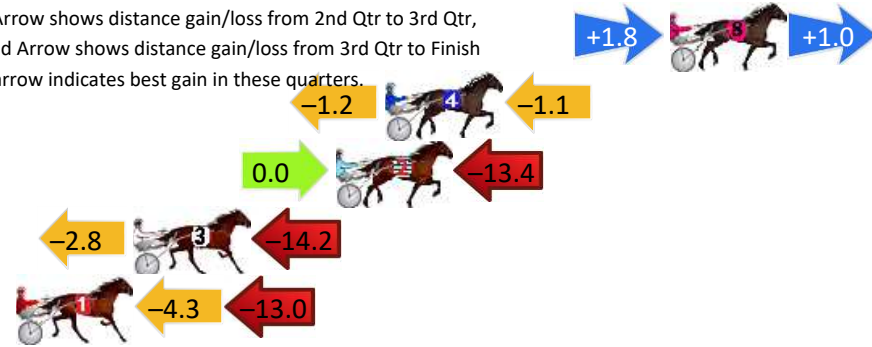
Gross Time: 2:00.70 MileRate: 1:55.00 LeadTime: 5.60s First Qtr: 29.80s Second Qtr: 30.40s Third Qtr: 27.10s Fourth Qtr: 27.80s

DATA TABLE: 800 / 400 Posi's are position from leader and (how wide the horse was at that position)

NoHorse	Plc	Mar	800 Posi	400 Posi	Time	3rd Qtr	4th Qt
8 ALL OVER IT	1	0.0m	2.8m (1)	1.0m (1)	2:00.70	26.98s	27.73s
4 MASTER LOUEY	2	11.4m	9.1m (1)	10.3m (1)	2:01.53	27.19s	27.93s
2 HIGH TEMPO	3	13.4m	0.0m (0)	0.0m (0)	2:01.68	27.10s	28.78s
3 LIKE NO OTHER	4	21.5m	4.5m (0)	7.3m (0)	2:02.27	27.30s	28.87s
1 IMALLATTITUDE	5	26.2m	8.9m (0)	13.2m (0)	2:02.62	27.40s	28.82s

Finish Position and metres gained

First Arrow shows distance gain/loss from 2nd Qtr to 3rd Qtr, Second Arrow shows distance gain/loss from 3rd Qtr to Finish
Blue arrow indicates best gain in these quarters.



8
0
0

Visual positions in race at 2nd Quarter



4
0
0

Visual positions in race at 3rd Quarter



Maryborough Race 5 Distance 2690m

Monday, 11 May 2026

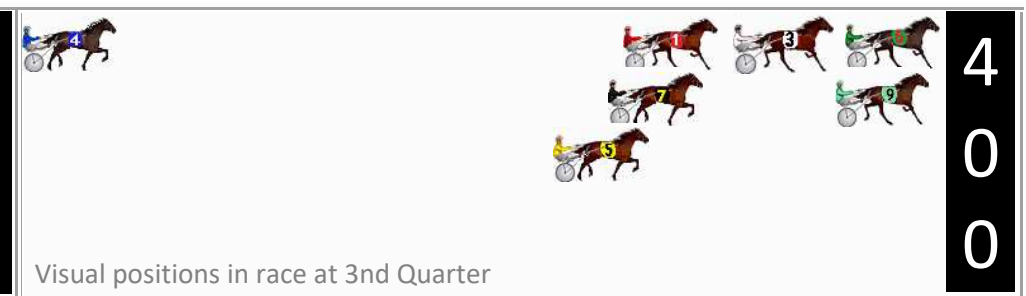
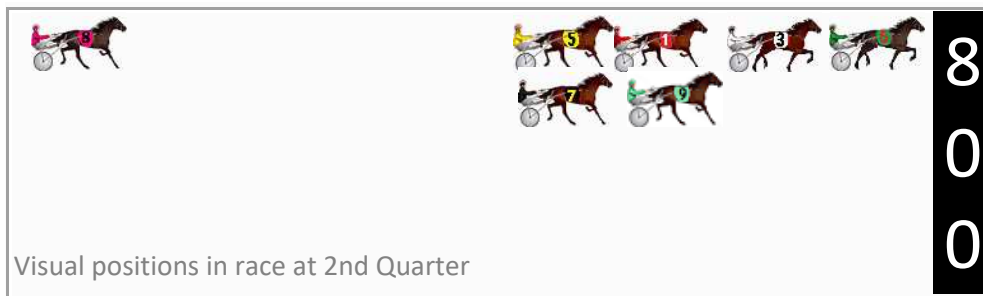
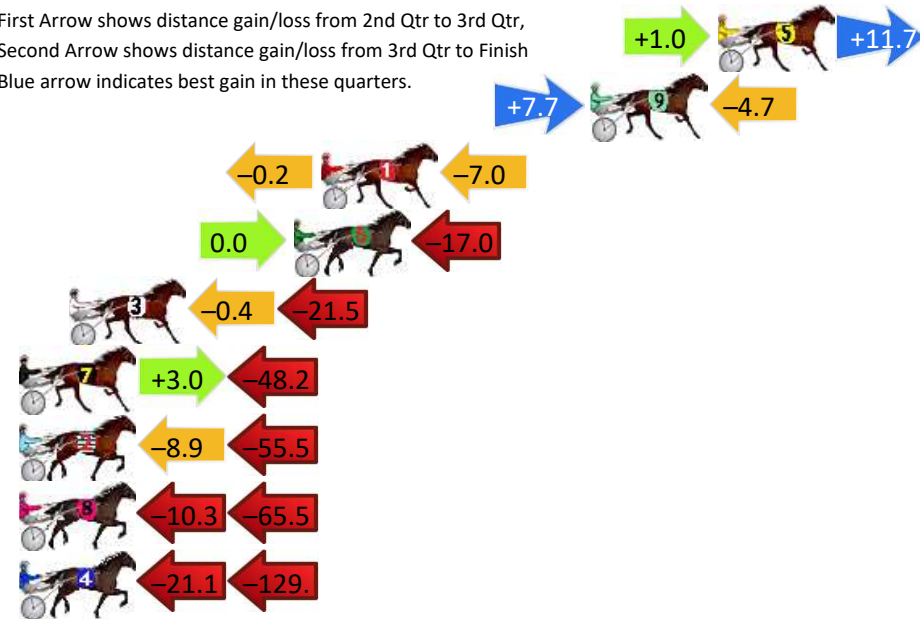
Gross Time: 3:24.20 MileRate: 2:01.70 LeadTime: 81.80s First Qtr: 30.20s Second Qtr: 32.80s Third Qtr: 29.70s Fourth Qtr: 29.70s

DATA TABLE: 800 / 400 Posi's are position from leader and (how wide the horse was at that position)

No	Horse	Plc	Mar	800 Posi	400 Posi	Time	3rd Qtr	4th Qt
5	ANTONOV	1	0.0m	12.7m (0)	11.7m (2)	3:24.20	29.62s	28.84s
9	JOHNS BOY	2	5.1m	8.1m (1)	0.4m (1)	3:24.60	29.13s	30.07s
1	WATCH AND ACT	3	15.9m	8.7m (0)	8.9m (0)	3:25.44	29.72s	30.28s
6	IM ABOVE THE LAW	4	17.0m	0.0m (0)	0.0m (0)	3:25.52	29.70s	31.02s
3	DISTANT SUN	5	26.0m	4.1m (0)	4.5m (0)	3:26.22	29.73s	31.39s
7	A TRUE STORY	6	57.7m	12.5m (1)	9.5m (1)	3:28.69	29.48s	33.49s
2	SHES SKY HIGH	7	165.6m	101.2m (0)	110.1m (0)	3:37.09	30.36s	34.46s
8	MAESTRO	8	195.9m	120.1m (0)	130.4m (0)	3:39.45	30.46s	35.32s
4	QUEEN KIZEN	9	385.5m	235.3m (0)	256.4m (0)	3:54.21	31.26s	40.78s

Finish Position and metres gained

First Arrow shows distance gain/loss from 2nd Qtr to 3rd Qtr, Second Arrow shows distance gain/loss from 3rd Qtr to Finish
Blue arrow indicates best gain in these quarters.



Maryborough Race 6 Distance 2190m

Monday, 11 May 2026



Gross Time: 2:46.80 MileRate: 2:02.60 LeadTime: 43.80s First Qtr: 31.20s Second Qtr: 33.80s Third Qtr: 29.50s Fourth Qtr: 28.50s

DATA TABLE: 800 / 400 Posi's are position from leader and (how wide the horse was at that position)

No	Horse	Plc	Mar	800 Posi	400 Posi	Time	3rd Qtr	4th Qt
8	OUTBACK QUEENIE	1	0.0m	0.0m (0)	0.0m (0)	2:46.80	29.50s	28.50s
1	PRECIOUS BELLE	2	1.7m	9.6m (0)	10.4m (0)	2:46.93	29.55s	27.88s
2	JINDALEA JACK	3	1.7m	4.5m (0)	5.1m (0)	2:46.93	29.54s	28.26s
4	LADY IN LINE	4	3.1m	9.3m (1)	10.4m (1)	2:47.03	29.57s	27.98s
5	ROYLANCE	5	16.3m	5.2m (1)	6.1m (1)	2:48.02	29.56s	29.28s
7	SENNA STORM	6	18.0m	13.9m (0)	14.9m (0)	2:48.15	29.55s	28.78s
9	ROBLEN RANGER	7	19.7m	18.8m (1)	20.4m (3)	2:48.27	29.59s	28.50s
3	ICANMOTOR	8	28.0m	13.4m (1)	16.2m (1)	2:48.90	29.69s	29.43s
6	WINGATE GUY	9	29.1m	24.3m (1)	16.7m (2)	2:48.98	28.92s	29.48s

Finish Position and metres gained

First Arrow shows distance gain/loss from 2nd Qtr to 3rd Qtr, Second Arrow shows distance gain/loss from 3rd Qtr to Finish
Blue arrow indicates best gain in these quarters.



Maryborough Race 7 Distance 1690m

Monday, 11 May 2026

Gross Time: 2:03.00 MileRate: 1:57.20 LeadTime: 5.40s First Qtr: 28.60s Second Qtr: 31.60s Third Qtr: 28.60s Fourth Qtr: 28.80s

DATA TABLE: 800 / 400 Posi's are position from leader and (how wide the horse was at that position)

No	Horse	Plc	Mar	800 Posi	400 Posi	Time	3rd Qtr	4th Qt
3	ZWICK	1	0.0m	4.2m (0)	0.0m (0)	2:03.00	28.30s	28.80s
5	WOW YOU CAN DANCE	2	0.8m	8.6m (1)	5.6m (0)	2:03.06	28.39s	28.46s
4	QUICK DECISION	3	7.8m	4.5m (1)	3.7m (2)	2:03.59	28.54s	29.13s
8	NORTHERN TERROR	4	8.9m	13.1m (0)	15.8m (0)	2:03.67	28.80s	28.34s
9	THE LADYBIRD	5	11.0m	13.2m (1)	11.6m (0)	2:03.83	28.49s	28.80s
10	FAVOURITE HIGHLIGHT	6	12.4m	18.0m (1)	14.0m (1)	2:03.94	28.32s	28.74s
2	OSCAR BRAVO	7	27.8m	17.3m (0)	21.0m (1)	2:05.10	28.87s	29.40s
7	IAMA WINGATE	8	38.3m	0.0m (0)	2.5m (1)	2:05.90	28.78s	31.52s
1	CRIME BOSS	9	71.4m	8.2m (0)	20.2m (0)	2:08.40	29.46s	32.76s

Finish Position and metres gained

First Arrow shows distance gain/loss from 2nd Qtr to 3rd Qtr, Second Arrow shows distance gain/loss from 3rd Qtr to Finish. Blue arrow indicates best gain in these quarters.



800

Visual positions in race at 2nd Quarter



400

Visual positions in race at 3rd Quarter



Maryborough Race 8 Distance 1690m


Monday, 11 May 2026

Gross Time: 2:06.10 MileRate: 2:00.10 LeadTime: 5.60s First Qtr: 29.90s Second Qtr: 31.30s Third Qtr: 29.60s Fourth Qtr: 29.70s

DATA TABLE: 800 / 400 Posi's are position from leader and (how wide the horse was at that position)

No	Horse	Plc	Mar	800 Posi	400 Posi	Time	3rd Qtr	4th Qt
5	AI SEDHAI	1	0.0m	4.4m (1)	1.0m (1)	2:06.10	29.35s	29.63s
6	MIDNITE MUSCLE	2	4.1m	18.1m (1)	10.9m (1)	2:06.42	29.07s	29.22s
10	BETTOR MAN	3	8.6m	13.7m (1)	6.8m (2)	2:06.77	29.09s	29.87s
9	APEX	4	12.8m	9.3m (1)	6.5m (1)	2:07.10	29.40s	30.22s
2	LOUIEVILLE LASS	5	14.7m	4.9m (0)	4.1m (0)	2:07.24	29.54s	30.54s
8	NORTHERN TRUSCOTT	6	15.9m	14.0m (0)	11.4m (2)	2:07.34	29.41s	30.10s
3	PRO HIBITION	7	19.3m	21.8m (0)	12.2m (0)	2:07.60	28.90s	30.30s
1	MAGIC LAW	8	24.1m	9.0m (0)	8.1m (0)	2:07.98	29.54s	30.98s
4	ZIPPING VOLSTEAD	9	35.5m	0.0m (0)	0.0m (0)	2:08.86	29.60s	32.46s

Finish Position and metres gained



800

Visual positions in race at 2nd Quarter



400

Visual positions in race at 3rd Quarter

