

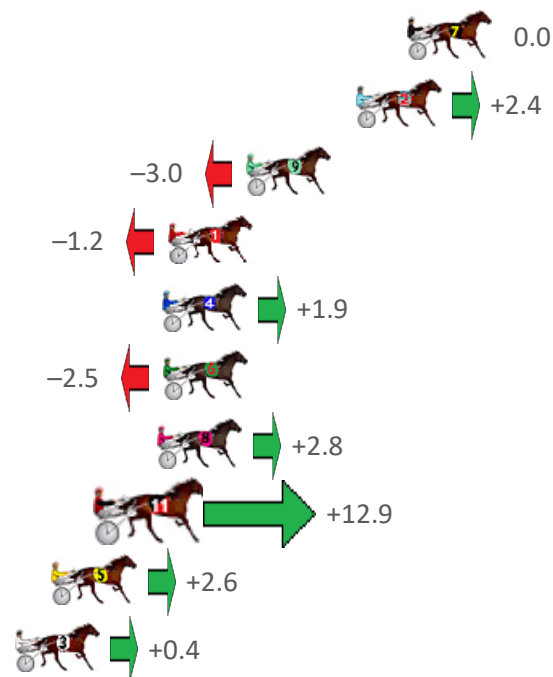
# Kilmore Race 1 Distance 2180m

Friday, 29 September 2023

Gross Time: 2:38.60 MileRate: 1:57.10 LeadTime: 41.70s First Qtr: 32.00s Second Qtr: 29.90s Third Qtr: 27.60s Fourth Qtr: 27.40s

NoHorse	Plc	Mar	800 Posi	400 Posi	Time	3rd Qtr	4th Qtr
7 IDEAL ESCAPE	1	0.0m	0.0m (0)	0.0m (0)	2:38.60	27.60s	27.40s
2 JACCKA CONNOR	2	2.0m	4.4m (0)	4.1m (0)	2:38.75	27.58s	27.27s
9 TERRY	3	6.4m	3.4m (1)	3.0m (1)	2:39.08	27.57s	27.67s
1 BELITTLED	4	9.5m	8.3m (0)	8.8m (0)	2:39.31	27.63s	27.51s
4 IM SHADOW BOXER	5	9.7m	11.6m (1)	12.2m (1)	2:39.33	27.64s	27.29s
6 POST GAME	5	9.7m	7.2m (1)	7.8m (1)	2:39.33	27.64s	27.59s
8 SANDAY	7	9.9m	12.7m (0)	12.6m (0)	2:39.34	27.59s	27.28s
11 MISSED THE TRUTH	8	11.9m	24.8m (0)	20.5m (0)	2:39.49	27.30s	26.89s
5 OUR UNCLE JIM	9	14.1m	16.7m (0)	16.5m (0)	2:39.65	27.58s	27.32s
3 MONGIANA	10	15.6m	16.0m (1)	16.6m (1)	2:39.77	27.64s	27.43s
10 MAJOR MANBAR	11	26.7m	21.3m (1)	21.0m (1)	2:40.59	27.57s	27.95s

## Finish Position and metres gained from 800m



**PJ Harness Analyser**  
Sectional Analysis Software – Not just a formguide!

[www.facebook.com/PJHarnessRacing](http://www.facebook.com/PJHarnessRacing)



RISE Digital, Harness Racing Australia nor the provider accepts any responsibility for the completeness or accuracy of any of the information contained herein, and makes no representations about its suitability for any particular purpose. Users should make their own judgements about those matters and/or seek independent advice. You assume all risks associated with use of data provided on this page

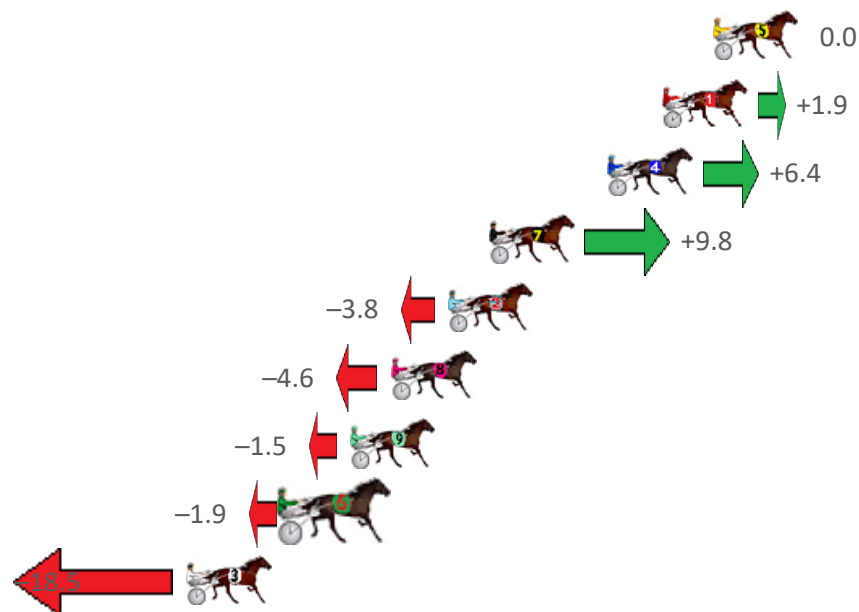
# Kilmore Race 2 Distance 2180m

Friday, 29 September 2023

Gross Time: 2:38.40 MileRate: 1:57.00 LeadTime: 41.50s First Qtr: 30.70s Second Qtr: 30.30s Third Qtr: 28.00s Fourth Qtr: 27.90s

NoHorse	Plc	Mar	800 Posi	400 Posi	Time	3rd Qtr	4th Qtr
5 RAKERO REBEL	1	0.0m	0.0m (0)	0.0m (0)	2:38.43	28.00s	27.93s
1 NORMS LADY	2	2.0m	3.9m (0)	4.1m (0)	2:38.57	28.01s	27.79s
4 CAPTAINS QUEEN	3	4.2m	10.6m (1)	11.0m (1)	2:38.74	28.03s	27.48s
7 NONPARREIL	4	8.9m	18.7m (1)	17.3m (0)	2:39.09	27.90s	27.39s
2 SASSYOLA	5	10.5m	6.7m (1)	7.3m (2)	2:39.21	28.05s	28.20s
8 RELENTLESS ME	6	12.8m	8.2m (0)	9.1m (0)	2:39.38	28.06s	28.25s
9 ORBIE	7	14.4m	12.9m (0)	13.0m (0)	2:39.50	28.00s	28.10s
6 KENDYS BUTTERFLY	8	16.8m	14.9m (1)	14.9m (1)	2:39.68	28.00s	28.14s
3 HERESHECOMESSAS	9	20.9m	2.4m (1)	3.4m (1)	2:39.98	28.07s	29.25s

## Finish Position and metres gained from 800m



# PJ Harness Analyser

Sectional Analysis Software – Not just a formguide!

[www.facebook.com/PJHarnessRacing](https://www.facebook.com/PJHarnessRacing)



RISE Digital, Harness Racing Australia nor the provider accepts any responsibility for the completeness or accuracy of any of the information contained herein, and makes no representations about its suitability for any particular purpose. Users should make their own judgements about those matters and/or seek independent advice. You assume all risks associated with use of data provided on this page

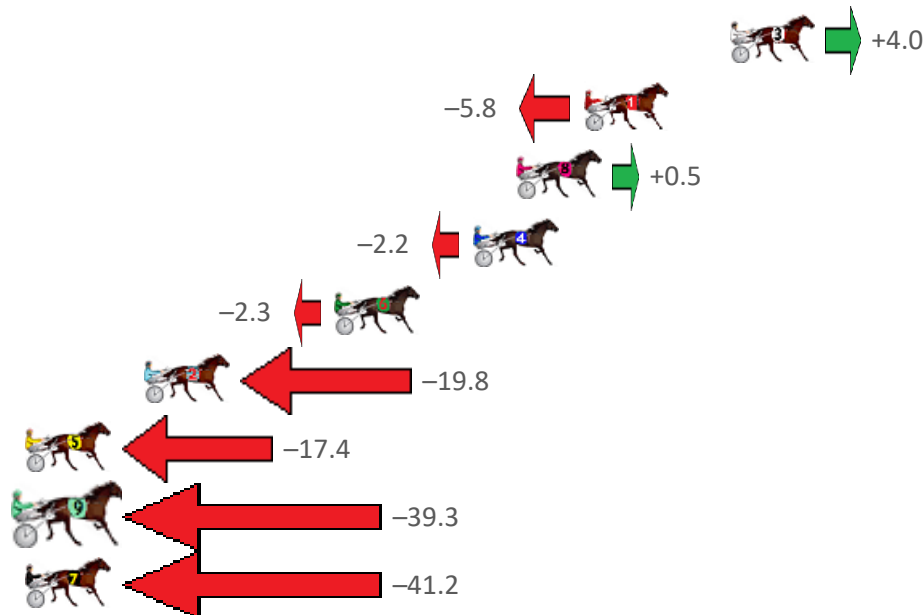
# Kilmore Race 3 Distance 2180m

Friday, 29 September 2023

Gross Time: 2:45.10 MileRate: 2:01.90 LeadTime: 41.50s First Qtr: 32.70s Second Qtr: 32.50s Third Qtr: 30.00s Fourth Qtr: 28.40s

NoHorse	Plc	Mar	800 Posi	400 Posi	Time	3rd Qtr	4th Qtr
3 NAKED AMBITION	1	0.0m	4.0m (0)	4.1m (0)	2:45.10	30.00s	28.10s
1 DICHOTOMY	2	5.8m	0.0m (0)	0.0m (0)	2:45.53	30.00s	28.83s
8 JAKARTA	3	8.5m	9.0m (0)	8.7m (0)	2:45.73	29.96s	28.40s
4 BITTA IRISH LUCK	4	10.2m	8.0m (1)	8.8m (1)	2:45.86	30.04s	28.52s
6 ANDOVER SUN	5	15.7m	13.4m (0)	13.2m (0)	2:46.27	29.96s	28.61s
2 CHINSKI	6	23.3m	3.5m (1)	4.8m (1)	2:46.84	30.08s	29.79s
5 JERICHO'S TRUMPET	7	29.9m	12.5m (1)	12.9m (1)	2:47.33	30.00s	29.69s
9 WATCH AND ACT	8	98.3m	59.0m (0)	65.2m (0)	2:52.43	30.33s	31.00s
7 ROYAL CHARLOTTE	9	99.7m	58.5m (1)	65.2m (1)	2:52.54	30.37s	31.10s

## Finish Position and metres gained from 800m



# PJ Harness Analyser

Sectional Analysis Software – Not just a formguide!

[www.facebook.com/PJHarnessRacing](https://www.facebook.com/PJHarnessRacing)



RISE Digital, Harness Racing Australia nor the provider accepts any responsibility for the completeness or accuracy of any of the information contained herein, and makes no representations about its suitability for any particular purpose. Users should make their own judgements about those matters and/or seek independent advice. You assume all risks associated with use of data provided on this page

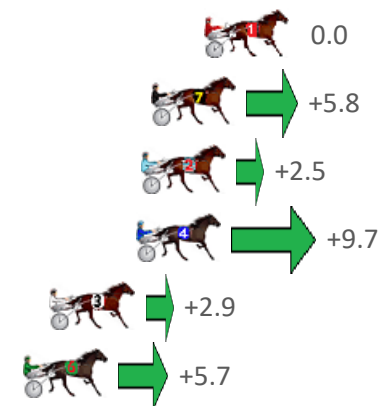
# Kilmore Race 4 Distance 2180m

Friday, 29 September 2023

Gross Time: 2:47.60 MileRate: 2:03.70 LeadTime: 45.00s First Qtr: 33.40s Second Qtr: 32.10s Third Qtr: 30.10s Fourth Qtr: 27.00s

NoHorse	Plc	Mar	800 Posi	400 Posi	Time	3rd Qtr	4th Qtr
1 PERFECT CLASS	1	0.0m	0.0m (0)	0.0m (0)	2:47.63	30.10s	27.03s
7 FINAL COLLECT	2	2.1m	7.9m (1)	1.1m (1)	2:47.79	29.58s	27.11s
2 VIKING	3	2.5m	5.0m (0)	4.5m (0)	2:47.81	30.05s	26.89s
4 OUR VINCENT CAN G	4	2.7m	12.4m (0)	10.5m (1)	2:47.83	29.91s	26.48s
3 DEUCE COUPE	5	6.1m	9.0m (0)	8.3m (0)	2:48.08	30.02s	26.89s
6 RORYVILLE	6	7.2m	12.9m (1)	5.7m (1)	2:48.17	29.54s	27.16s

## Finish Position and metres gained from 800m







# Harness Analyser

Sectional Analysis Software – Not just a formguide!

[www.facebook.com/PJHarnessRacing](http://www.facebook.com/PJHarnessRacing)



RISE Digital, Harness Racing Australia nor the provider accepts any responsibility for the completeness or accuracy of any of the information contained herein, and makes no representations about its suitability for any particular purpose. Users should make their own judgements about those matters and/or seek independent advice. You assume all risks associated with use of data provided on this page

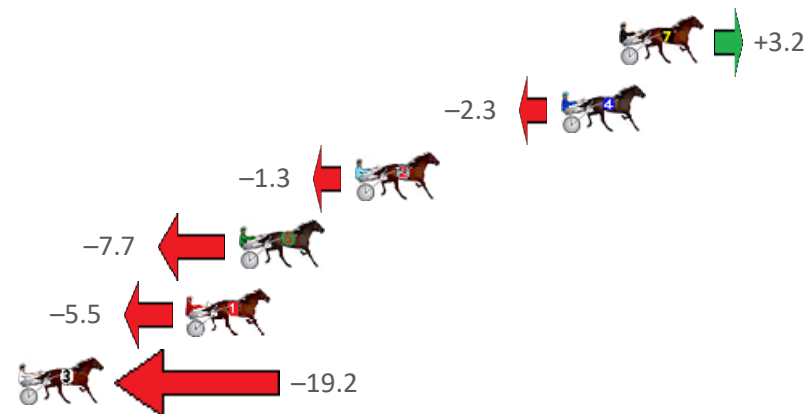
# Kilmore Race 5 Distance 3150m

Friday, 29 September 2023

Gross Time: 4:04.10 MileRate: 2:03.50 LeadTime: 23.50s First Qtr: 30.10s Second Qtr: 32.40s Third Qtr: 29.20s Fourth Qtr: 28.90s

NoHorse	Plc	Mar	800 Posi	400 Posi	Time	3rd Qtr	4th Qtr
7 OLLIVICI	1	0.0m	3.2m (1)	2.8m (1)	4:04.13	29.17s	28.72s
4 BULLION HARRY	2	2.3m	0.0m (0)	0.0m (0)	4:04.30	29.20s	29.10s
2 ZAREM	3	10.5m	9.2m (0)	8.7m (0)	4:04.92	29.16s	29.09s
6 ONE OVER ALL	4	15.1m	7.4m (1)	7.0m (1)	4:05.26	29.17s	29.55s
1 BLUE COMAN	5	17.2m	11.7m (1)	11.6m (1)	4:05.41	29.18s	29.37s
3 VICTREE HILL	6	23.9m	4.7m (0)	4.4m (0)	4:05.91	29.18s	30.39s

## Finish Position and metres gained from 800m



# PJ Harness Analyser

Sectional Analysis Software – Not just a formguide!

[www.facebook.com/PJHarnessRacing](https://www.facebook.com/PJHarnessRacing)



RISE Digital, Harness Racing Australia nor the provider accepts any responsibility for the completeness or accuracy of any of the information contained herein, and makes no representations about its suitability for any particular purpose. Users should make their own judgements about those matters and/or seek independent advice. You assume all risks associated with use of data provided on this page

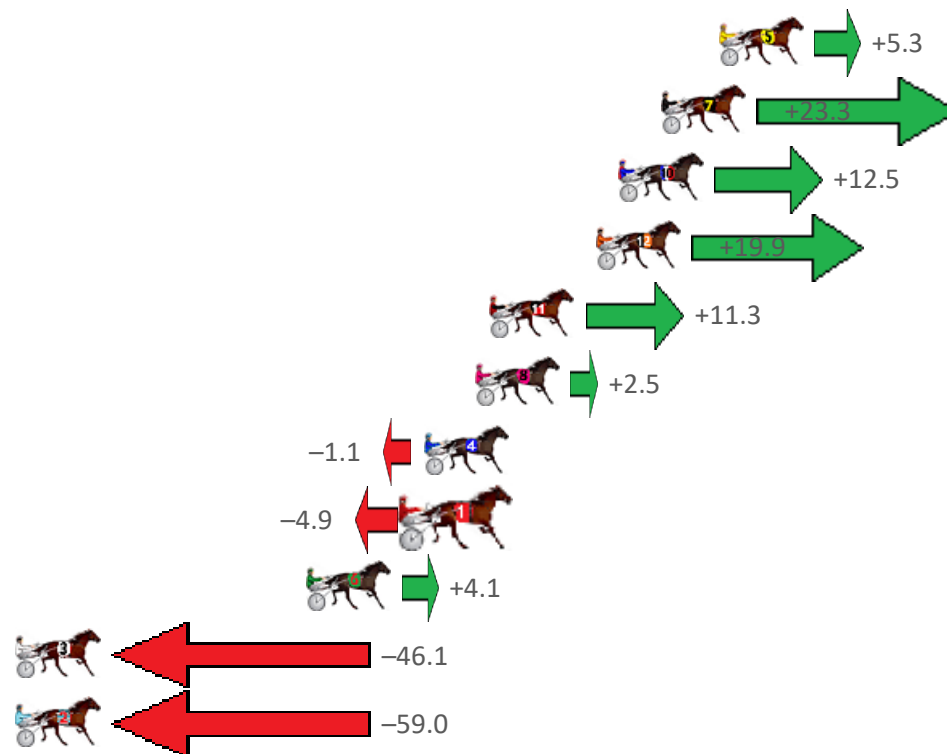
# Kilmore Race 6 Distance 2180m

Friday, 29 September 2023

Gross Time: 2:34.60 MileRate: 1:54.20 LeadTime: 39.60s First Qtr: 29.70s Second Qtr: 28.90s Third Qtr: 27.50s Fourth Qtr: 28.90s

NoHorse	Plc	Mar	800 Posi	400 Posi	Time	3rd Qtr	4th Qtr
5 OUTLAW MAN	1	0.0m	5.3m (1)	0.9m (1)	2:34.65	27.20s	28.88s
7 LA CAPTAIN	2	2.3m	25.6m (0)	18.1m (1)	2:34.82	27.02s	27.86s
10 INTEREST FREE	3	4.0m	16.5m (0)	9.6m (2)	2:34.95	27.04s	28.58s
12 BULLETPROOF BOY	4	4.9m	24.8m (1)	19.6m (3)	2:35.01	27.18s	27.93s
11 BETTOR BE THE BOM	5	9.1m	20.4m (1)	14.3m (1)	2:35.32	27.11s	28.62s
8 RICK REILLY	6	9.7m	12.2m (0)	10.0m (0)	2:35.37	27.37s	28.97s
4 ARGGGHHH	7	11.7m	10.6m (1)	5.8m (1)	2:35.52	27.18s	29.41s
1 MIGHTY FLYING ART	8	12.2m	7.3m (0)	5.1m (0)	2:35.56	27.36s	29.50s
6 LETSROCKLETSROLL	9	16.4m	20.5m (0)	13.7m (0)	2:35.87	27.06s	29.21s
3 CAPTAIN BELLASARI	10	46.1m	0.0m (0)	0.0m (0)	2:38.08	27.50s	32.38s
2 TRIPLE FOUR	11	75.0m	16.0m (1)	21.5m (2)	2:40.24	27.92s	33.03s

## Finish Position and metres gained from 800m



# PJ Harness Analyser

Sectional Analysis Software – Not just a formguide!

[www.facebook.com/PJHarnessRacing](http://www.facebook.com/PJHarnessRacing)



RISE Digital, Harness Racing Australia nor the provider accepts any responsibility for the completeness or accuracy of any of the information contained herein, and makes no representations about its suitability for any particular purpose. Users should make their own judgements about those matters and/or seek independent advice. You assume all risks associated with use of data provided on this page

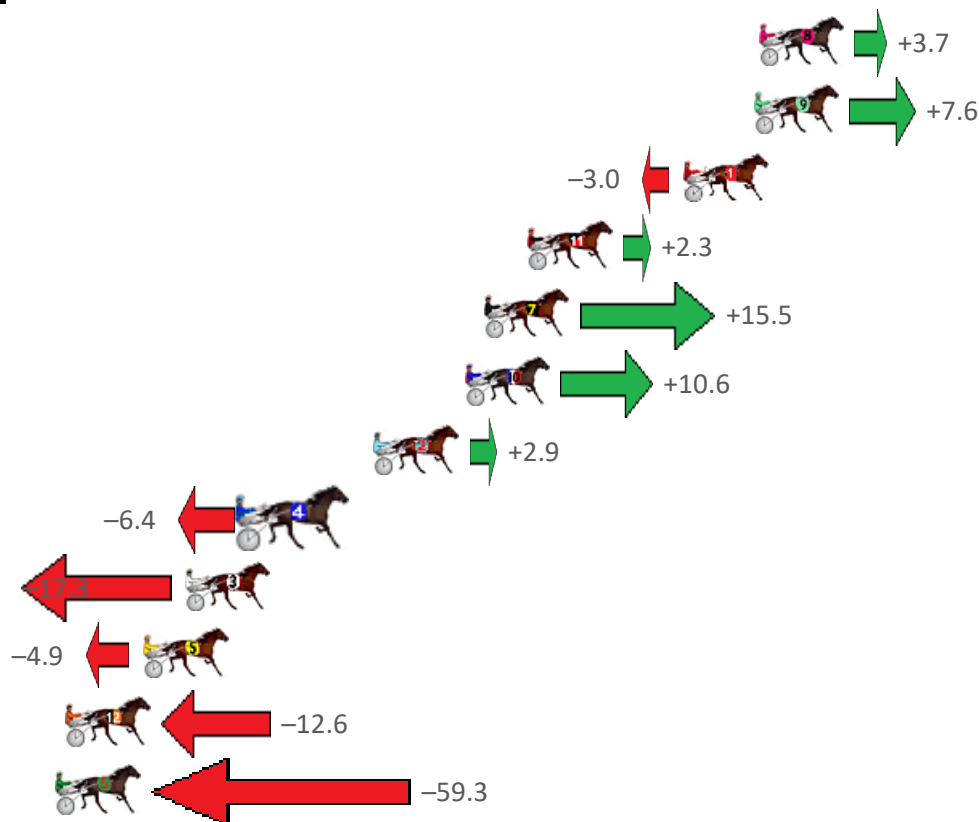
# Kilmore Race 7 Distance 2690m

Friday, 29 September 2023

Gross Time: 3:18.60 MileRate: 1:58.80 LeadTime: 83.60s First Qtr: 30.90s Second Qtr: 29.50s Third Qtr: 27.80s Fourth Qtr: 26.80s

NoHorse	Plc	Mar	800 Posi	400 Posi	Time	3rd Qtr	4th Qtr
8 BETTER ECLIPSE	1	0.0m	3.7m (0)	3.8m (0)	3:18.63	27.79s	26.57s
9 BEYOND DELIGHT	2	0.2m	7.8m (0)	7.4m (0)	3:18.65	27.75s	26.33s
1 ACT NOW	3	3.0m	0.0m (0)	0.0m (0)	3:18.85	27.80s	27.05s
11 NARUTAC PRINCE	4	9.2m	11.5m (0)	11.1m (0)	3:19.31	27.74s	26.73s
7 ROCK N ROLL DOO	5	10.9m	26.4m (1)	14.1m (2)	3:19.44	26.85s	26.65s
10 TOUGH TILLY	6	11.7m	22.3m (1)	9.8m (2)	3:19.50	26.85s	27.01s
2 LOYALIST	7	15.3m	18.2m (1)	17.9m (2)	3:19.77	27.72s	26.71s
4 TREACHERY	8	20.3m	13.9m (1)	14.7m (1)	3:20.14	27.82s	27.30s
3 CURLY JAMES	9	22.8m	5.5m (1)	4.6m (1)	3:20.33	27.72s	28.21s
5 MAX DELIGHT	10	24.5m	19.6m (0)	18.8m (0)	3:20.45	27.68s	27.33s
12 TAY TAY	11	27.6m	15.0m (0)	14.7m (0)	3:20.68	27.73s	27.85s
6 KANGO	12	69.3m	10.0m (1)	10.3m (1)	3:23.79	27.79s	31.27s

## Finish Position and metres gained from 800m



# PJ Harness Analyser

Sectional Analysis Software - Not just a formguide!

[www.facebook.com/PJHarnessRacing](https://www.facebook.com/PJHarnessRacing)



RISE Digital, Harness Racing Australia nor the provider accepts any responsibility for the completeness or accuracy of any of the information contained herein, and makes no representations about its suitability for any particular purpose. Users should make their own judgements about those matters and/or seek independent advice. You assume all risks associated with use of data provided on this page



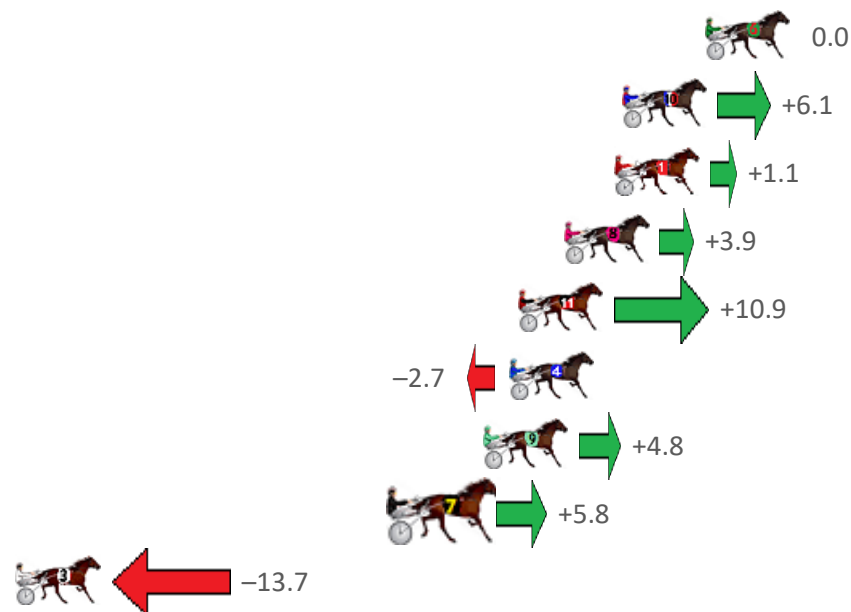
# Kilmore Race 8 Distance 1690m

Friday, 29 September 2023

Gross Time: 2:01.90 MileRate: 1:56.10 LeadTime: 5.10s First Qtr: 28.60s Second Qtr: 32.00s Third Qtr: 28.50s Fourth Qtr: 27.70s

NoHorse	Plc	Mar	800 Posi	400 Posi	Time	3rd Qtr	4th Qtr
6 MAGIC MIKE	1	0.0m	0.0m (0)	0.0m (0)	2:01.93	28.50s	27.73s
10 DAYLIGHT AT DAWN	2	3.3m	9.4m (1)	5.5m (1)	2:02.17	28.22s	27.59s
1 NIGHT SCHOOL	3	3.6m	4.7m (0)	4.3m (0)	2:02.19	28.47s	27.69s
8 KOSIMO	4	5.6m	9.5m (0)	8.6m (0)	2:02.34	28.43s	27.54s
11 LIP READER	5	7.4m	18.3m (1)	10.2m (2)	2:02.48	27.92s	27.57s
4 WEMADE FREO	6	7.8m	5.1m (1)	1.9m (1)	2:02.51	28.27s	28.18s
9 HITTHEROADJACK	7	8.8m	13.6m (1)	5.9m (2)	2:02.57	27.95s	27.96s
7 TUPELO BEACH	8	12.1m	17.9m (0)	11.5m (1)	2:02.83	28.03s	27.83s
3 FOUR EVER A STAR	9	27.4m	13.7m (0)	12.9m (0)	2:03.97	28.43s	28.87s

## Finish Position and metres gained from 800m



# PJ Harness Analyser

Sectional Analysis Software – Not just a formguide!

[www.facebook.com/PJHarnessRacing](http://www.facebook.com/PJHarnessRacing)



RISE Digital, Harness Racing Australia nor the provider accepts any responsibility for the completeness or accuracy of any of the information contained herein, and makes no representations about its suitability for any particular purpose. Users should make their own judgements about those matters and/or seek independent advice. You assume all risks associated with use of data provided on this page



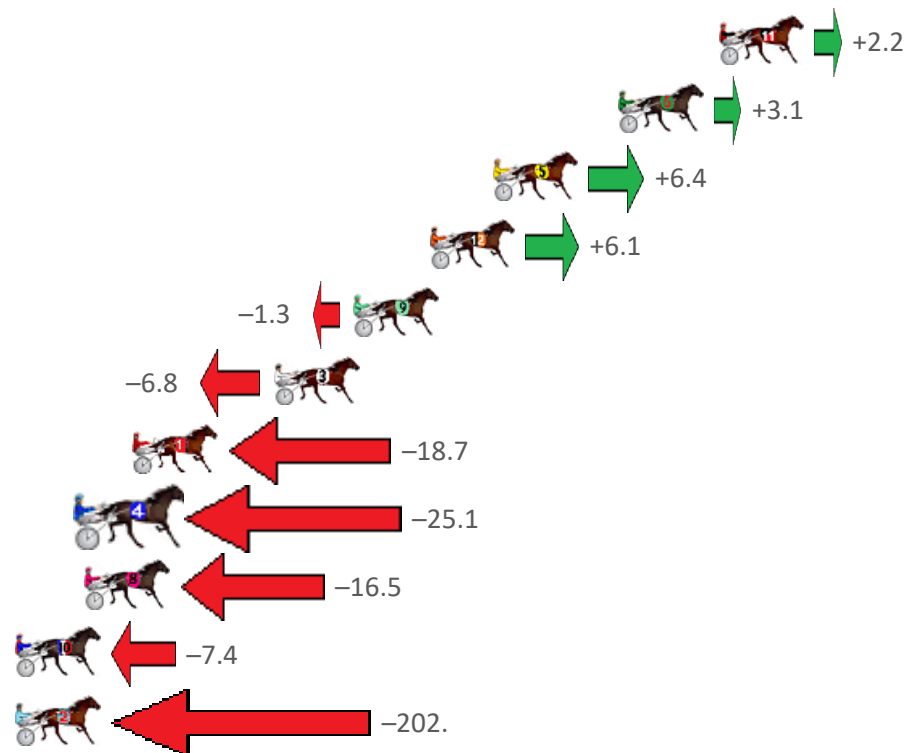
# Kilmore Race 9 Distance 2180m

Friday, 29 September 2023

Gross Time: 2:41.70 MileRate: 1:59.40 LeadTime: 41.70s First Qtr: 32.10s Second Qtr: 30.30s Third Qtr: 29.60s Fourth Qtr: 28.00s

NoHorse	Plc	Mar	800 Posi	400 Posi	Time	3rd Qtr	4th Qtr
11 JEREMY WELLS	1	0.0m 2.2m (1)	0.0m (1)	2:41.74	29.44s	28.04s	
6 OOH AH LISTAH	2	4.0m 7.1m (1)	3.8m (1)	2:42.04	29.35s	28.07s	
5 CLASSIC ANGELINA	3	9.0m 15.4m (1)	7.6m (1)	2:42.41	29.01s	28.17s	
12 TWISTED BLISS	4	11.5m 17.6m (2)	11.3m (2)	2:42.60	29.11s	28.10s	
9 SAMMYS IDEAL	5	14.5m 13.2m (0)	12.2m (1)	2:42.82	29.50s	28.25s	
3 HES OLLY	6	17.7m 10.9m (1)	7.1m (2)	2:43.06	29.30s	28.86s	
1 DIRECT COMMAND	7	23.3m 4.6m (0)	6.1m (0)	2:43.48	29.69s	29.34s	
4 CAPTAIN MAASTRIC	8	25.1m 0.0m (0)	1.3m (0)	2:43.61	29.69s	29.82s	
8 BELIEVE IN FOREVER	9	25.2m 8.7m (0)	9.7m (0)	2:43.62	29.65s	29.22s	
10 IDEAL PACE	10	28.3m 20.9m (1)	15.0m (2)	2:43.85	29.14s	29.08s	
2 DABYMINGA	11	231.4m 29.0m (1)	153.2m (1)	2:59.00	38.44s	34.33s	

## Finish Position and metres gained from 800m



**PJ Harness Analyser**  
Sectional Analysis Software - Not just a formguide!

[www.facebook.com/PJHarnessRacing](https://www.facebook.com/PJHarnessRacing)



RISE Digital, Harness Racing Australia nor the provider accepts any responsibility for the completeness or accuracy of any of the information contained herein, and makes no representations about its suitability for any particular purpose. Users should make their own judgements about those matters and/or seek independent advice. You assume all risks associated with use of data provided on this page