

Kilmore Race 1 Distance 1690m

Thursday, 21 May 2026


Gross Time: 2:02.60 MileRate: 1:56.80 LeadTime: 5.20s First Qtr: 29.10s Second Qtr: 31.40s Third Qtr: 28.20s Fourth Qtr: 28.70s

DATA TABLE: 800 / 400 Posi's are position from leader and (how wide the horse was at that position)

No	Horse	Plc	Mar	800 Posi	400 Posi	Time	3rd Qtr	4th Qt
3	KING SAINT	1	0.0m	0.0m (0)	0.0m (0)	2:02.60	28.20s	28.70s
12	SOHO HUDSON	2	1.8m	4.1m (1)	5.3m (1)	2:02.74	28.29s	28.46s
10	THE GOLDEN HOOK	3	10.8m	16.7m (2)	9.1m (2)	2:03.41	27.67s	28.87s
11	MORRIS BROWN	4	11.7m	11.0m (2)	4.8m (2)	2:03.48	27.77s	29.24s
4	SUMTHIN ELSE	5	20.7m	11.9m (1)	13.8m (1)	2:04.16	28.34s	29.28s
5	KEAYANG OMAR	6	21.7m	8.1m (1)	10.0m (1)	2:04.24	28.34s	29.63s
9	FEEL THE REIGN	7	24.3m	12.4m (0)	16.0m (0)	2:04.43	28.46s	29.40s
2	CALYPSO MISTRESS	8	32.6m	15.8m (1)	19.9m (1)	2:05.06	28.50s	29.75s
6	AMERICAN GUY	9	33.3m	22.3m (1)	13.9m (2)	2:05.11	27.62s	30.23s
7	DIRECT COMMAND	10	39.3m	17.1m (0)	20.2m (0)	2:05.56	28.43s	30.23s
8	MISTER JIMARINGLE	11	42.6m	8.3m (0)	11.3m (0)	2:05.81	28.42s	31.11s
1	TOBYS SHOUT	12	48.6m	4.3m (0)	7.5m (0)	2:06.26	28.43s	31.83s

Finish Position and metres gained

First Arrow shows distance gain/loss from 2nd Qtr to 3rd Qtr, Second Arrow shows distance gain/loss from 3rd Qtr to Finish
Blue arrow indicates best gain in these quarters.



Visual positions in race at 2nd Quarter



Visual positions in race at 3rd Quarter



Kilmore Race 2 Distance 2180m



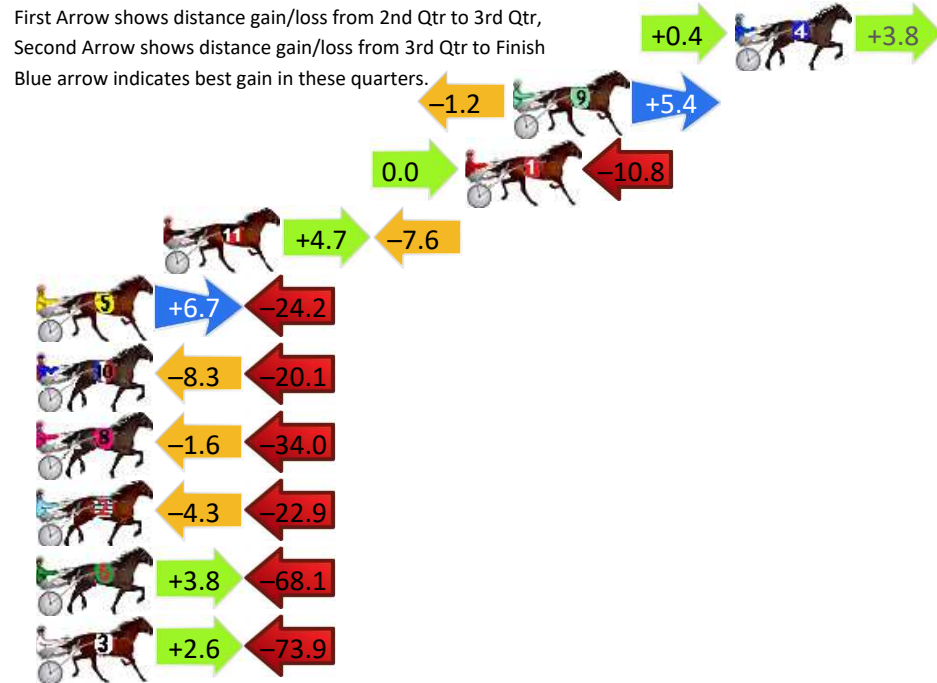
Thursday, 21 May 2026

Gross Time: 2:45.50 MileRate: 2:02.20 LeadTime: 42.50s First Qtr: 32.50s Second Qtr: 31.80s Third Qtr: 28.90s Fourth Qtr: 29.80s

DATA TABLE: 800 / 400 Posi's are position from leader and (how wide the horse was at that position)

No	Horse	Plc	Mar	800 Posi	400 Posi	Time	3rd Qtr	4th Qt
4	HILTONS SPIRIT	1	0.0m	4.2m (0)	3.8m (0)	2:45.50	28.88s	29.52s
9	HEAVENLY FLYER	2	8.9m	13.1m (0)	14.3m (0)	2:46.19	29.00s	29.45s
1	JANSEN	3	10.8m	0.0m (0)	0.0m (0)	2:46.34	28.90s	30.64s
11	TAKAO	4	22.9m	20.0m (1)	15.3m (3)	2:47.29	28.58s	30.47s
5	ROM BARO	5	28.2m	10.7m (2)	4.0m (2)	2:47.70	28.42s	31.71s
10	BIG NIK	6	31.2m	2.8m (1)	11.1m (2)	2:47.94	29.51s	31.43s
8	COBARGO MILLY	7	44.0m	8.4m (0)	10.0m (0)	2:48.94	29.03s	32.51s
2	TRICODE	8	67.2m	40.0m (0)	44.3m (0)	2:50.75	29.26s	31.82s
6	BETTOR PUNTER	9	71.7m	7.4m (1)	3.6m (1)	2:51.10	28.63s	35.13s
3	VILLAVOS	10	84.7m	13.4m (1)	10.8m (1)	2:52.11	28.72s	35.63s

Finish Position and metres gained



Kilmore Race 3 Distance 2180m

Thursday, 21 May 2026


Gross Time: 2:50.00 MileRate: 2:05.50 LeadTime: 44.90s First Qtr: 32.20s Second Qtr: 32.60s Third Qtr: 30.30s Fourth Qtr: 30.00s

DATA TABLE: 800 / 400 Posi's are position from leader and (how wide the horse was at that position)

No	Horse	Plc	Mar	800 Posi	400 Posi	Time	3rd Qtr	4th Qt
5	SAMMY HALLER	1	0.0m	3.0m (1)	0.0m (1)	2:50.00	30.08s	30.00s
3	SHAQ THE ANVIL	2	1.9m	11.9m (1)	1.4m (2)	2:50.15	29.51s	30.04s
10	DEEP LOVE	3	2.4m	16.3m (1)	6.3m (2)	2:50.19	29.55s	29.71s
8	WIND STORM	4	8.9m	13.7m (0)	10.8m (2)	2:50.70	30.07s	29.89s
2	MIDNITE MUSCLE	5	11.4m	4.4m (0)	6.5m (0)	2:50.90	30.45s	30.41s
1	ATTRACTED	6	12.4m	8.8m (0)	10.2m (0)	2:50.97	30.40s	30.21s
4	APEX	7	13.3m	0.0m (0)	2.2m (0)	2:51.05	30.47s	30.88s
6	WOMAN TO LOVE	8	32.6m	7.0m (1)	7.5m (1)	2:52.56	30.34s	32.00s
9	HEIR JAURDON	9	35.6m	17.7m (0)	16.0m (1)	2:52.80	30.17s	31.60s
7	LOVE ME AGAIN	10	95.5m	21.2m (1)	14.8m (3)	2:57.50	29.82s	36.39s

Finish Position and metres gained

First Arrow shows distance gain/loss from 2nd Qtr to 3rd Qtr, Second Arrow shows distance gain/loss from 3rd Qtr to Finish
Blue arrow indicates best gain in these quarters.



800

Visual positions in race at 2nd Quarter



400

Visual positions in race at 3rd Quarter

Kilmore Race 4 Distance 1690m

Thursday, 21 May 2026


Gross Time: 2:07.80 MileRate: 2:01.70 LeadTime: 5.50s First Qtr: 28.70s Second Qtr: 33.20s Third Qtr: 30.30s Fourth Qtr: 30.10s

DATA TABLE: 800 / 400 Posi's are position from leader and (how wide the horse was at that position)

NoHorse	Plc	Mar	800 Posi	400 Posi	Time	3rd Qtr	4th Qt
6 ALDEBARAN ABEL	1	0.0m	16.3m (1)	0.4m (2)	2:07.80	29.11s	30.07s
3 BUSLIN BRODY	2	1.0m	9.7m (0)	8.8m (0)	2:07.88	30.23s	29.52s
8 QUAKE PROOF	3	4.4m	4.8m (0)	4.0m (0)	2:08.15	30.24s	30.15s
9 TIPPLE TIME	4	14.6m	11.0m (2)	0.1m (1)	2:08.95	29.48s	31.25s
4 SETTLE THE BILL	5	15.8m	20.3m (0)	13.7m (0)	2:09.05	29.80s	30.32s
2 NIGHT FLIGHT	6	22.9m	10.6m (1)	12.1m (2)	2:09.61	30.42s	31.00s
1 PIESRIDINGSHOTGUN	7	24.0m	0.0m (0)	0.0m (0)	2:09.69	30.30s	31.99s
7 OX KNOX	8	92.8m	20.2m (1)	6.8m (2)	2:15.12	29.29s	36.91s
5 TE AMO	9	98.7m	6.2m (1)	8.1m (1)	2:15.58	30.44s	37.28s

Finish Position and metres gained

First Arrow shows distance gain/loss from 2nd Qtr to 3rd Qtr, Second Arrow shows distance gain/loss from 3rd Qtr to Finish. Blue arrow indicates best gain in these quarters.



800

Visual positions in race at 2nd Quarter



400

Visual positions in race at 3rd Quarter



Kilmore Race 5 Distance 2180m

Thursday, 21 May 2026


Gross Time: 2:46.70 MileRate: 2:03.10 LeadTime: 43.20s First Qtr: 31.80s Second Qtr: 30.70s Third Qtr: 30.50s Fourth Qtr: 30.50s

DATA TABLE: 800 / 400 Posi's are position from leader and (how wide the horse was at that position)

NoHorse	Plc	Mar	800 Posi	400 Posi	Time	3rd Qtr	4th Qt
4 KENNYS SON	1	0.0m	0.0m (0)	0.0m (0)	2:46.70	30.50s	30.50s
8 AHUNDREDPLUS	2	3.9m	8.8m (0)	8.6m (0)	2:47.01	30.48s	30.16s
9 RYMES	3	10.4m	14.7m (1)	10.7m (2)	2:47.53	30.20s	30.52s
5 BUMPER SERVICE	4	11.4m	13.2m (0)	12.8m (0)	2:47.61	30.47s	30.44s
6 SPANISH RIZARDO	5	12.9m	18.9m (1)	15.9m (1)	2:47.73	30.27s	30.32s
1 JETAWAY SAINT	6	14.0m	4.9m (0)	4.6m (0)	2:47.82	30.48s	31.27s
2 GLENGARRY RED	7	15.1m	10.7m (1)	8.9m (1)	2:47.91	30.36s	31.03s
7 BAT OUT OF HILL	8	15.8m	23.3m (1)	20.3m (1)	2:47.96	30.27s	30.23s
3 LILLYS TIGER	9	30.2m	18.9m (0)	17.6m (0)	2:49.11	30.40s	31.58s

Finish Position and metres gained

First Arrow shows distance gain/loss from 2nd Qtr to 3rd Qtr, Second Arrow shows distance gain/loss from 3rd Qtr to Finish
Blue arrow indicates best gain in these quarters.



800

Visual positions in race at 2nd Quarter



400

Visual positions in race at 3rd Quarter



Kilmore Race 6 Distance 1690m

Thursday, 21 May 2026

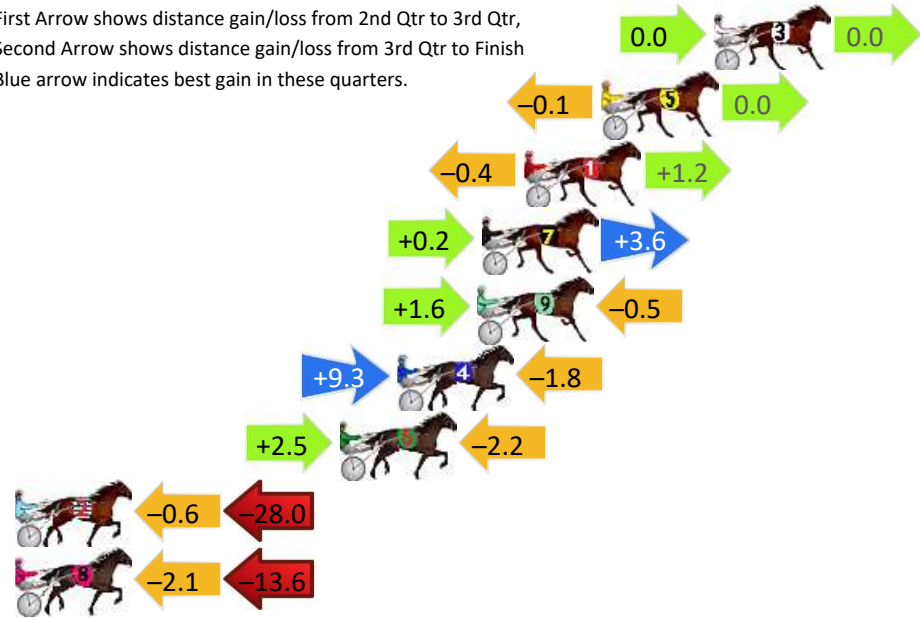
Gross Time: 2:05.40 MileRate: 1:59.50 LeadTime: 5.40s First Qtr: 28.80s Second Qtr: 31.90s Third Qtr: 29.90s Fourth Qtr: 29.40s

DATA TABLE: 800 / 400 Posi's are position from leader and (how wide the horse was at that position)

No	Horse	Plc	Mar	800 Posi	400 Posi	Time	3rd Qtr	4th Qt
3	ELIZAJANE	1	0.0m	0.0m (0)	0.0m (0)	2:05.40	29.90s	29.40s
5	COLORADO GIRL	2	4.5m	4.4m (0)	4.5m (0)	2:05.75	29.90s	29.42s
1	MY KGARI	3	7.6m	8.4m (0)	8.8m (0)	2:05.99	29.93s	29.34s
7	PRECIOUS BELLE	4	9.3m	13.1m (0)	12.9m (0)	2:06.12	29.88s	29.17s
9	WHENIMREADY	5	9.5m	10.6m (1)	9.0m (2)	2:06.13	29.78s	29.47s
4	MAURLEN GRACE	6	12.7m	20.2m (0)	10.9m (1)	2:06.38	29.20s	29.57s
6	HIGHVIEW HAMMER	7	15.0m	15.3m (1)	12.8m (2)	2:06.56	29.71s	29.62s
2	LETS WENT	8	35.3m	6.7m (1)	7.3m (1)	2:08.12	29.94s	31.59s
8	JINDALEA JACK	9	35.8m	20.1m (1)	22.2m (1)	2:08.16	30.04s	30.52s

Finish Position and metres gained

First Arrow shows distance gain/loss from 2nd Qtr to 3rd Qtr, Second Arrow shows distance gain/loss from 3rd Qtr to Finish
Blue arrow indicates best gain in these quarters.



800

Visual positions in race at 2nd Quarter



400

Visual positions in race at 3rd Quarter

Kilmore Race 7 Distance 2180m

Thursday, 21 May 2026

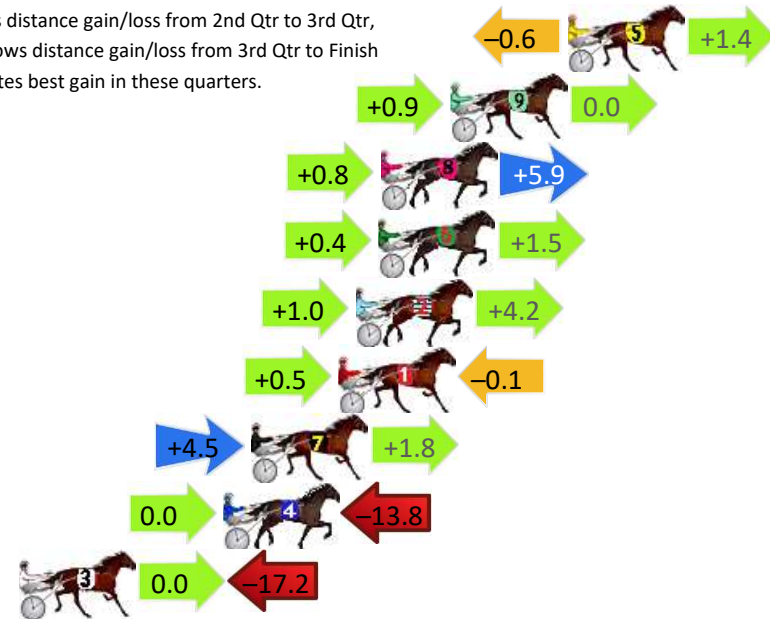
Gross Time: 2:52.80 MileRate: 2:07.50 LeadTime: 45.40s First Qtr: 33.40s Second Qtr: 32.30s Third Qtr: 31.20s Fourth Qtr: 30.50s

DATA TABLE: 800 / 400 Posi's are position from leader and (how wide the horse was at that position)

No	Horse	Plc	Mar	800 Posi	400 Posi	Time	3rd Qtr	4th Qt
5	WHAT'S THE TEA	1	0.0m	0.8m (1)	1.4m (1)	2:52.80	31.24s	30.39s
9	BETTOR MAN	2	4.7m	5.6m (1)	4.7m (2)	2:53.18	31.13s	30.52s
8	PRO HIBITION	3	7.5m	14.2m (0)	13.4m (0)	2:53.40	31.13s	30.07s
6	GIGGLE WATER	4	7.6m	9.5m (1)	9.1m (2)	2:53.41	31.17s	30.41s
2	KALARNEY PRINCE	5	8.5m	13.7m (1)	12.7m (1)	2:53.48	31.11s	30.20s
1	LOVE WHO	6	9.2m	9.6m (0)	9.1m (0)	2:53.53	31.16s	30.53s
7	IMABOGANBOY	7	12.7m	19.0m (0)	14.5m (2)	2:53.81	30.84s	30.40s
4	MASSIF CENTRAL	8	13.8m	0.0m (0)	0.0m (0)	2:53.90	31.20s	31.60s
3	FLING IT RAINBOW	9	22.0m	4.8m (0)	4.8m (0)	2:54.56	31.20s	31.89s

Finish Position and metres gained

First Arrow shows distance gain/loss from 2nd Qtr to 3rd Qtr, Second Arrow shows distance gain/loss from 3rd Qtr to Finish
Blue arrow indicates best gain in these quarters.



800

Visual positions in race at 2nd Quarter



400

Visual positions in race at 3rd Quarter



Kilmore Race 8 Distance 2180m

Thursday, 21 May 2026

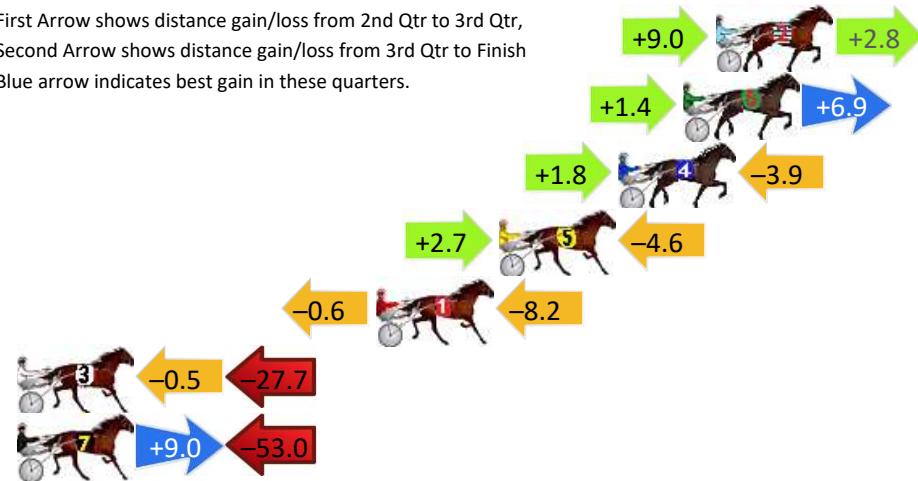
Gross Time: 2:50.60 MileRate: 2:05.90 LeadTime: 44.70s First Qtr: 33.70s Second Qtr: 33.30s Third Qtr: 29.40s Fourth Qtr: 29.50s

DATA TABLE: 800 / 400 Posi's are position from leader and (how wide the horse was at that position)

No	Horse	Plc	Mar	800 Posi	400 Posi	Time	3rd Qtr	4th Qt
2	FAVOURITEHIGHLIGHT	1	0.0m	11.8m (1)	2.8m (2)	2:50.60	28.74s	29.29s
6	NORTHERN TERROR	2	1.3m	9.6m (0)	8.2m (1)	2:50.70	29.30s	29.00s
4	MISS HERMES	3	3.9m	1.8m (1)	0.0m (1)	2:50.90	29.27s	29.80s
5	ABERCROMBIE LIMBO	4	8.7m	6.8m (1)	4.1m (1)	2:51.27	29.21s	29.87s
1	NIVEKALON EAGLE	5	13.6m	4.8m (0)	5.4m (0)	2:51.65	29.44s	30.16s
3	REALLY CAMPBELL	6	28.2m	0.0m (0)	0.5m (0)	2:52.78	29.43s	31.65s
7	VERY TEMPTING	7	59.9m	15.9m (1)	6.9m (2)	2:55.23	28.74s	33.63s

Finish Position and metres gained

First Arrow shows distance gain/loss from 2nd Qtr to 3rd Qtr, Second Arrow shows distance gain/loss from 3rd Qtr to Finish
Blue arrow indicates best gain in these quarters.



800

Visual positions in race at 2nd Quarter



400

Visual positions in race at 3rd Quarter

Kilmore Race 9 Distance 2180m

Thursday, 21 May 2026


Gross Time: 2:44.90 MileRate: 2:01.70 LeadTime: 43.30s First Qtr: 31.30s Second Qtr: 30.50s Third Qtr: 29.60s Fourth Qtr: 30.20s

DATA TABLE: 800 / 400 Posi's are position from leader and (how wide the horse was at that position)


No	Horse	Plc	Mar	800 Posi	400 Posi	Time	3rd Qtr	4th Qt
6	THEROUX	1	0.0m	17.6m (1)	6.9m (2)	2:44.90	28.82s	29.69s
8	MAMMALS REASON	2	0.5m	12.2m (0)	12.9m (0)	2:44.94	29.66s	29.28s
5	FAKE COLLECTION	3	6.9m	3.8m (0)	4.4m (0)	2:45.45	29.65s	30.42s
7	MIKI MARK	4	13.7m	2.8m (1)	2.2m (1)	2:45.98	29.56s	31.12s
1	TOPZAVSKI	5	15.5m	8.6m (0)	9.2m (0)	2:46.13	29.65s	30.75s
3	ARCHAA	6	18.4m	0.0m (0)	0.0m (0)	2:46.36	29.60s	31.66s
4	ATOMIC GLORY	7	33.5m	12.6m (1)	13.6m (2)	2:47.55	29.69s	31.84s
2	ROCKIN CHARMER	8	42.1m	7.7m (1)	13.0m (1)	2:48.23	30.00s	32.56s

Finish Position and metres gained

First Arrow shows distance gain/loss from 2nd Qtr to 3rd Qtr, Second Arrow shows distance gain/loss from 3rd Qtr to Finish
Blue arrow indicates best gain in these quarters.



Visual positions in race at 2nd Quarter



Visual positions in race at 3rd Quarter