

Kilmore Race 1 Distance 2180m

Thursday, 18 June 2026


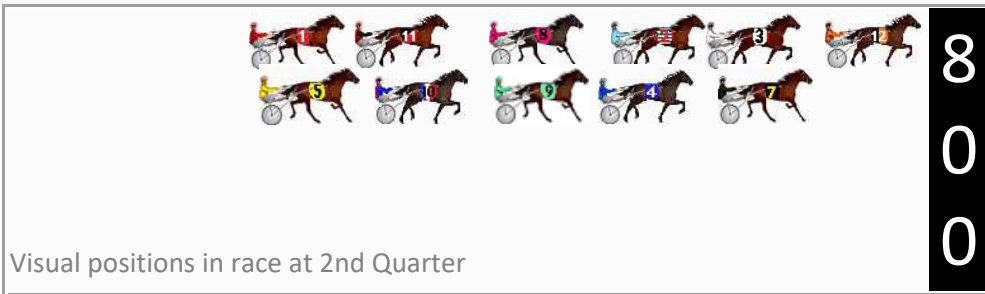

Gross Time: 2:49.30 MileRate: 2:05.00 LeadTime: 42.40s First Qtr: 31.70s Second Qtr: 31.30s Third Qtr: 32.70s Fourth Qtr: 31.20s

DATA TABLE: 800 / 400 Posi's are position from leader and (how wide the horse was at that position)

NoHorse	Plc	Mar	800 Posi	400 Posi	Time	3rd Qtr	4th Qt
4 SONNYBOY	1	0.0m	9.1m (1)	5.5m (2)	2:49.30	32.44s	30.76s
10 SIOUX WARRIOR	2	3.3m	18.1m (1)	3.5m (1)	2:49.57	31.57s	31.19s
3 STARLIGHT RED	3	10.7m	4.8m (0)	14.3m (1)	2:50.17	33.46s	30.94s
5 KALARNEY PRINCE	4	14.7m	22.7m (1)	10.6m (2)	2:50.50	31.78s	31.56s
9 ALLWATFUNJINGLES	5	17.3m	13.3m (1)	0.0m (0)	2:50.71	31.67s	32.61s
7 ALDEBARAN DENBAY	6	22.1m	4.3m (1)	9.8m (1)	2:51.10	33.14s	32.23s
2 TAKEN BY WINE	7	38.0m	8.6m (0)	16.8m (0)	2:52.40	33.36s	32.97s
12 JUST ABIT DUSTY	8	44.7m	0.0m (0)	11.0m (0)	2:52.95	33.57s	33.98s
8 HEIR JAURDON	9	46.3m	13.5m (0)	14.4m (2)	2:53.08	32.79s	33.84s
1 LOVE WHO	10	47.9m	23.1m (0)	21.8m (0)	2:53.21	32.63s	33.38s
11 LARAS DREAM	11	62.1m	18.9m (0)	23.6m (1)	2:54.37	33.10s	34.39s

Finish Position and metres gained

First Arrow shows distance gain/loss from 2nd Qtr to 3rd Qtr, Second Arrow shows distance gain/loss from 3rd Qtr to Finish
Blue arrow indicates best gain in these quarters.



Kilmore Race 2 Distance 1690m

Thursday, 18 June 2026




Gross Time: 2:06.00 MileRate: 1:59.90 LeadTime: 5.90s First Qtr: 29.20s Second Qtr: 30.10s Third Qtr: 30.80s Fourth Qtr: 30.00s

DATA TABLE: 800 / 400 Posi's are position from leader and (how wide the horse was at that position)

No	Horse	Plc	Mar	800 Posi	400 Posi	Time	3rd Qtr	4th Qt
2	SWEET GEM	1	0.0m	4.0m (0)	5.3m (0)	2:06.00	30.90s	29.60s
1	TAKAO	2	1.4m	0.0m (0)	0.0m (0)	2:06.11	30.80s	30.11s
5	SEW HOPEFULL	3	9.5m	14.2m (0)	14.2m (0)	2:06.75	30.81s	29.68s
8	ALL DONE TARA	4	12.0m	9.4m (0)	9.7m (0)	2:06.94	30.83s	30.21s
4	TARZINA	5	21.6m	7.5m (1)	7.1m (1)	2:07.70	30.77s	31.16s
3	MY ULTIMATE MATEO	6	21.6m	11.1m (2)	9.0m (2)	2:07.70	30.65s	31.02s
9	SPOT THE DEVIL	7	39.1m	12.1m (1)	14.2m (1)	2:09.07	30.97s	32.00s
7	SOFT LANDING	8	41.1m	16.6m (1)	16.9m (2)	2:09.23	30.84s	31.95s
6	KATIES LEGEND	9	95.0m	23.8m (0)	34.4m (0)	2:13.47	31.62s	34.87s

Finish Position and metres gained

First Arrow shows distance gain/loss from 2nd Qtr to 3rd Qtr, Second Arrow shows distance gain/loss from 3rd Qtr to Finish
Blue arrow indicates best gain in these quarters.



Kilmore Race 3 Distance 2180m

Thursday, 18 June 2026


Gross Time: 2:42.90 MileRate: 2:00.30 LeadTime: 41.80s First Qtr: 30.70s Second Qtr: 29.90s Third Qtr: 30.20s Fourth Qtr: 30.30s

DATA TABLE: 800 / 400 Posi's are position from leader and (how wide the horse was at that position)

No	Horse	Plc	Mar	800 Posi	400 Posi	Time	3rd Qtr	4th Qt
6	ARCHAA	1	0.0m	0.0m (0)	0.0m (0)	2:42.90	30.20s	30.30s
3	ARE WEASLEY	2	11.5m	4.5m (1)	4.9m (1)	2:43.81	30.23s	30.85s
4	MIKI MARK	3	12.3m	9.2m (1)	10.2m (1)	2:43.88	30.28s	30.51s
1	SHEZABLUCHIP	4	13.4m	4.0m (0)	8.8m (0)	2:43.96	30.56s	30.70s
7	THEROUX	5	16.4m	18.4m (1)	19.3m (2)	2:44.20	30.29s	30.15s
8	ALABAMA ICE	6	17.3m	13.9m (1)	15.1m (1)	2:44.27	30.30s	30.54s
2	CLIVES GIRL	7	18.0m	10.8m (0)	13.7m (0)	2:44.33	30.43s	30.70s
5	NORTHERN TERROR	8	26.3m	14.8m (0)	18.4m (0)	2:44.99	30.48s	31.01s

Finish Position and metres gained

First Arrow shows distance gain/loss from 2nd Qtr to 3rd Qtr, Second Arrow shows distance gain/loss from 3rd Qtr to Finish
Blue arrow indicates best gain in these quarters.



800

Visual positions in race at 2nd Quarter



400

Visual positions in race at 3rd Quarter



Kilmore Race 4 Distance 2180m

Thursday, 18 June 2026

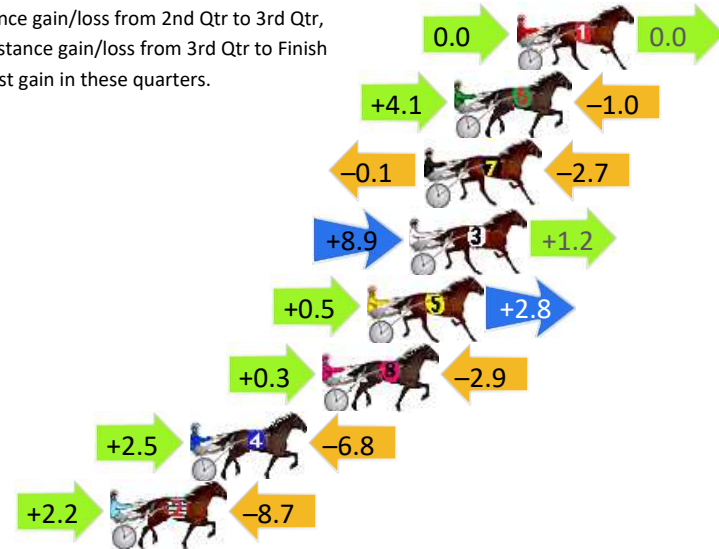
Gross Time: 2:45.10 MileRate: 2:01.90 LeadTime: 43.10s First Qtr: 32.10s Second Qtr: 28.90s Third Qtr: 30.70s Fourth Qtr: 30.30s

DATA TABLE: 800 / 400 Posi's are position from leader and (how wide the horse was at that position)

No	Horse	Plc	Mar	800 Posi	400 Posi	Time	3rd Qtr	4th Qt
1	FREAK OUT	1	0.0m	0.0m (0)	0.0m (0)	2:45.10	30.70s	30.30s
6	FOREGONE CONCLUSION	2	2.5m	5.6m (1)	1.5m (2)	2:45.30	30.41s	30.39s
7	OUR MYSTERY BET	3	3.7m	0.9m (1)	1.0m (1)	2:45.39	30.71s	30.52s
3	GLENLINE	4	4.3m	14.4m (1)	5.5m (3)	2:45.44	30.08s	30.23s
5	DIVINE TILLY	5	6.0m	9.3m (0)	8.8m (0)	2:45.58	30.70s	30.11s
8	TREACHEROUSTIMES	6	7.8m	5.2m (0)	4.9m (0)	2:45.72	30.70s	30.55s
4	GOZO MAJOR	7	13.1m	8.8m (2)	6.3m (2)	2:46.14	30.55s	30.86s
2	SPUN SILVER	8	16.3m	9.8m (1)	7.6m (1)	2:46.39	30.57s	31.02s

Finish Position and metres gained

First Arrow shows distance gain/loss from 2nd Qtr to 3rd Qtr, Second Arrow shows distance gain/loss from 3rd Qtr to Finish
Blue arrow indicates best gain in these quarters.



8
0
0

Visual positions in race at 2nd Quarter



4
0
0

Visual positions in race at 3rd Quarter



Kilmore Race 5 Distance 1690m

Thursday, 18 June 2026



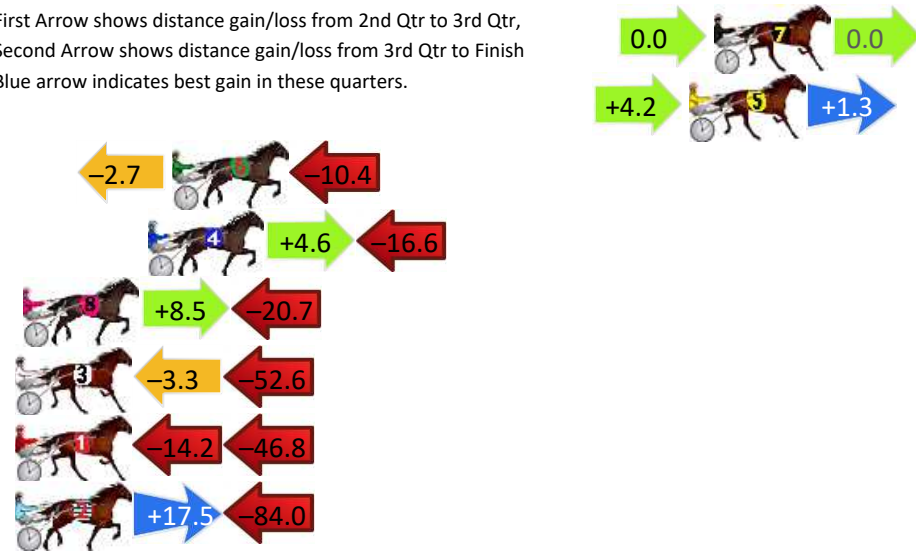
Gross Time: 2:08.70 MileRate: 2:02.60 LeadTime: 5.80s First Qtr: 28.40s Second Qtr: 32.10s Third Qtr: 31.30s Fourth Qtr: 31.10s

DATA TABLE: 800 / 400 Posi's are position from leader and (how wide the horse was at that position)

No	Horse	Plc	Mar	800 Posi	400 Posi	Time	3rd Qtr	4th Qt
7	REVERAND BOB	1	0.0m	0.0m (0)	0.0m (0)	2:08.70	31.30s	31.10s
5	MISS KOMMUNICATION	2	1.0m	6.5m (1)	2.3m (1)	2:08.78	30.97s	31.01s
6	BIG RAIN	3	21.7m	8.6m (0)	11.3m (1)	2:10.46	31.50s	31.99s
4	SEBS GAL	4	22.7m	10.7m (1)	6.1m (1)	2:10.55	30.94s	32.47s
8	WAR DAN PHOENIX	5	27.7m	15.5m (1)	7.0m (2)	2:10.95	30.64s	32.81s
3	MUSCLEM	6	60.0m	4.1m (0)	7.4m (0)	2:13.58	31.55s	35.41s
1	PRINCESS HAZEL	7	74.8m	13.8m (0)	28.0m (0)	2:14.78	32.40s	35.01s
2	RIPPING RONALDO	8	101.7m	35.2m (0)	17.7m (1)	2:16.97	29.93s	37.99s

Finish Position and metres gained

First Arrow shows distance gain/loss from 2nd Qtr to 3rd Qtr, Second Arrow shows distance gain/loss from 3rd Qtr to Finish. Blue arrow indicates best gain in these quarters.



Kilmore Race 6 Distance 1690m

Thursday, 18 June 2026


Gross Time: 2:06.40 MileRate: 2:00.40 LeadTime: 5.60s First Qtr: 30.10s Second Qtr: 31.10s Third Qtr: 30.40s Fourth Qtr: 29.20s

DATA TABLE: 800 / 400 Posi's are position from leader and (how wide the horse was at that position)

No	Horse	Plc	Mar	800 Posi	400 Posi	Time	3rd Qtr	4th Qt
8	CRIPPA	1	0.0m	7.1m (1)	4.5m (1)	2:06.40	30.20s	28.86s
4	GOZO SWEET	2	7.6m	11.0m (1)	8.6m (1)	2:06.98	30.20s	29.15s
2	HEAVENLY NIKKY	3	13.0m	8.9m (0)	13.6m (1)	2:07.40	30.74s	29.19s
6	STOLEN DIAMOND	4	17.5m	15.4m (1)	15.0m (2)	2:07.74	30.35s	29.43s
3	MISTY ALWAYS	5	19.6m	19.9m (1)	18.6m (1)	2:07.90	30.27s	29.33s
5	ASHANTE WARRIOR	6	29.1m	13.8m (0)	17.6m (0)	2:08.63	30.66s	30.13s
1	VILLAVOS	7	34.9m	0.0m (0)	0.0m (0)	2:09.07	30.40s	31.87s
7	DESTINY KEPT	8	66.0m	3.8m (0)	11.5m (0)	2:11.46	30.96s	33.41s

Finish Position and metres gained

First Arrow shows distance gain/loss from 2nd Qtr to 3rd Qtr, Second Arrow shows distance gain/loss from 3rd Qtr to Finish
Blue arrow indicates best gain in these quarters.



8
0
0

Visual positions in race at 2nd Quarter



4
0
0

Visual positions in race at 3rd Quarter

Kilmore Race 7 Distance 1690m

Thursday, 18 June 2026




Gross Time: 2:03.60 MileRate: 1:57.70 LeadTime: 6.00s First Qtr: 28.90s Second Qtr: 30.50s Third Qtr: 30.60s Fourth Qtr: 27.60s

DATA TABLE: 800 / 400 Posi's are position from leader and (how wide the horse was at that position)

No	Horse	Plc	Mar	800 Posi	400 Posi	Time	3rd Qtr	4th Qt
7	IDEAL FRANKIE	1	0.0m	0.0m (0)	0.0m (0)	2:03.60	30.60s	27.60s
3	GRANDIOSA	2	46.9m	15.4m (1)	21.4m (1)	2:07.01	30.98s	29.46s
4	SWEETSUCCESS	3	56.7m	6.6m (0)	9.7m (0)	2:07.72	30.80s	31.02s
8	EVERY CENT COUNTS	4	61.4m	22.0m (1)	27.7m (0)	2:08.06	30.94s	30.06s
1	BREAKING NEWS	5	63.9m	10.8m (0)	13.8m (0)	2:08.24	30.78s	31.24s
2	FOXY BY DESIGN	6	77.2m	17.2m (0)	21.7m (0)	2:09.21	30.87s	31.64s
5	TEMPEST NOIR	7	82.1m	11.0m (1)	25.9m (1)	2:09.56	31.64s	31.69s
6	RAGING DAISY	8	158.2m	87.1m (0)	104.7m (0)	2:15.09	31.57s	31.52s

Finish Position and metres gained

First Arrow shows distance gain/loss from 2nd Qtr to 3rd Qtr, Second Arrow shows distance gain/loss from 3rd Qtr to Finish
Blue arrow indicates best gain in these quarters.



Kilmore Race 8 Distance 1690m

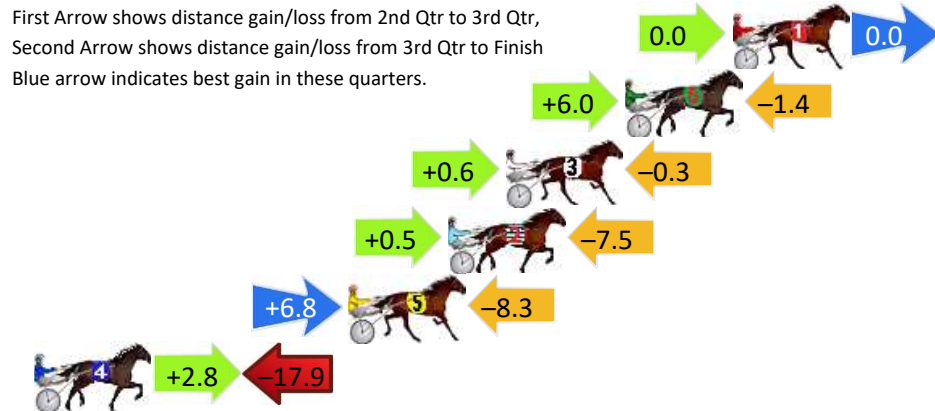
Thursday, 18 June 2026

Gross Time: 2:06.50 MileRate: 2:00.40 LeadTime: 5.70s First Qtr: 31.90s Second Qtr: 31.50s Third Qtr: 29.90s Fourth Qtr: 27.50s

DATA TABLE: 800 / 400 Posi's are position from leader and (how wide the horse was at that position)

NoHorse	Plc	Mar	800 Posi	400 Posi	Time	3rd Qtr	4th Qt
1 CARDIGAN SNIPER	1	0.0m	0.0m (0)	0.0m (0)	2:06.50	29.90s	27.50s
6 CLAYTON	2	4.3m	8.9m (1)	2.9m (1)	2:06.81	29.44s	27.61s
3 SEABREEZE LAD	3	9.1m	9.4m (0)	8.8m (0)	2:07.16	29.83s	27.53s
2 BUILDTHEMANASTATUE	4	11.4m	4.4m (0)	3.9m (0)	2:07.32	29.85s	28.04s
5 ARTY MCFLY	5	15.4m	13.9m (1)	7.1m (1)	2:07.61	29.37s	28.11s
4 FEAR THE MISSUS	6	30.3m	15.2m (0)	12.4m (1)	2:08.69	29.65s	28.81s

Finish Position and metres gained



8
0
0

Visual positions in race at 2nd Quarter



4
0
0

Visual positions in race at 3rd Quarter

