

Kilmore Race 1 Distance 2180m

Thursday, 15 August 2024


Gross Time: 2:37.50 MileRate: 1:56.20 LeadTime: 40.90s First Qtr: 29.50s Second Qtr: 30.20s Third Qtr: 27.90s Fourth Qtr: 29.00s

DATA TABLE: 800 / 400 Posi's are position from leader and (how wide the horse was at that position)

No	Horse	Plc	Mar	800 Posi	400 Posi	Time	3rd Qtr	4th Qt
10	LAYDEN	1	0.0m	18.6m (2)	2.3m (1)	2:37.50	26.78s	28.83s
8	SETTEBELLO	2	4.6m	3.0m (1)	0.0m (0)	2:37.85	27.70s	29.35s
3	PLAINS IN HEAVEN	3	11.0m	12.2m (1)	12.5m (1)	2:38.34	27.94s	28.95s
6	MAJOR ANNIE	4	11.2m	4.6m (0)	10.2m (0)	2:38.35	28.30s	29.13s
2	MAJOR BERT	5	11.8m	16.2m (1)	16.5m (1)	2:38.40	27.94s	28.73s
9	KENDYS BUTTERFLY	6	13.8m	13.9m (0)	18.8m (2)	2:38.55	28.27s	28.72s
7	TOORAM CEE CEE	7	14.6m	0.0m (0)	6.2m (0)	2:38.61	28.34s	29.67s
5	RAINBOWSEND	8	14.8m	23.2m (2)	11.7m (2)	2:38.63	27.12s	29.30s
1	BRAEBEACH	9	16.6m	9.2m (0)	15.8m (0)	2:38.76	28.38s	29.14s
4	THE SPORTZ STAR	10	23.5m	7.6m (1)	8.0m (1)	2:39.29	27.94s	30.22s

Finish Position and metres gained

First Arrow shows distance gain/loss from 2nd Qtr to 3rd Qtr,
Second Arrow shows distance gain/loss from 3rd Qtr to Finish
Blue arrow indicates best gain in these quarters.



Visual positions in race at 2nd Quarter

800



Visual positions in race at 3rd Quarter

400



Powered by



Harness Analyser

Sectional Analysis Software

Not just form | Free Trial

www.facebook.com/PJHarnessRacing



RISE Digital, Harness Racing Australia nor the provider accepts any responsibility for the completeness or accuracy of any of the information contained herein, and makes no representations about its suitability for any particular purpose. Users should make their own judgements about those matters and/or seek independent advice. You assume all risks associated with use of data provided on this page

Kilmore Race 2 Distance 1690m

Thursday, 15 August 2024


Gross Time: 2:04.20 MileRate: 1:58.30 LeadTime: 5.50s First Qtr: 28.40s Second Qtr: 32.10s Third Qtr: 30.30s Fourth Qtr: 27.90s

DATA TABLE: 800 / 400 Posi's are position from leader and (how wide the horse was at that position)

No	Horse	Plc	Mar	800 Posi	400 Posi	Time	3rd Qtr	4th Qt
2	KYLOAN QUEEN	1	0.0m	0.0m (0)	0.0m (0)	2:04.20	30.30s	27.90s
4	TREACHEROUSTIMES	2	0.4m	2.2m (1)	0.4m (1)	2:04.23	30.16s	27.90s
1	OLLY ODD POTTS	3	1.4m	5.3m (0)	5.0m (0)	2:04.30	30.26s	27.64s
9	LAVADA GOLD	4	2.4m	9.0m (0)	9.4m (0)	2:04.38	30.30s	27.40s
7	OUR CHEEKY DEVIL	5	4.1m	13.3m (0)	13.3m (0)	2:04.50	30.26s	27.24s
5	TOOBY GOLD	6	8.0m	19.7m (1)	15.1m (2)	2:04.79	29.91s	27.40s
10	LORIMERMAJOR	7	8.6m	11.2m (1)	11.1m (1)	2:04.83	30.26s	27.73s
3	JERSEY SAM	8	12.4m	6.4m (1)	6.7m (1)	2:05.11	30.30s	28.32s
11	AVEIRO	9	15.8m	15.5m (1)	15.8m (1)	2:05.36	30.28s	27.91s
6	LUVERBOY	10	16.8m	24.0m (1)	20.1m (2)	2:05.43	29.95s	27.68s

Finish Position and metres gained

First Arrow shows distance gain/loss from 2nd Qtr to 3rd Qtr,
Second Arrow shows distance gain/loss from 3rd Qtr to Finish
Blue arrow indicates best gain in these quarters.



800

Visual positions in race at 2nd Quarter



400

Visual positions in race at 3rd Quarter



Powered by



Harness Analyser

Sectional Analysis Software

Not just form | Free Trial

www.facebook.com/PJHarnessRacing



RISE Digital, Harness Racing Australia nor the provider accepts any responsibility for the completeness or accuracy of any of the information contained herein, and makes no representations about its suitability for any particular purpose. Users should make their own judgements about those matters and/or seek independent advice. You assume all risks associated with use of data provided on this page

Kilmore Race 3 Distance 1690m

Thursday, 15 August 2024

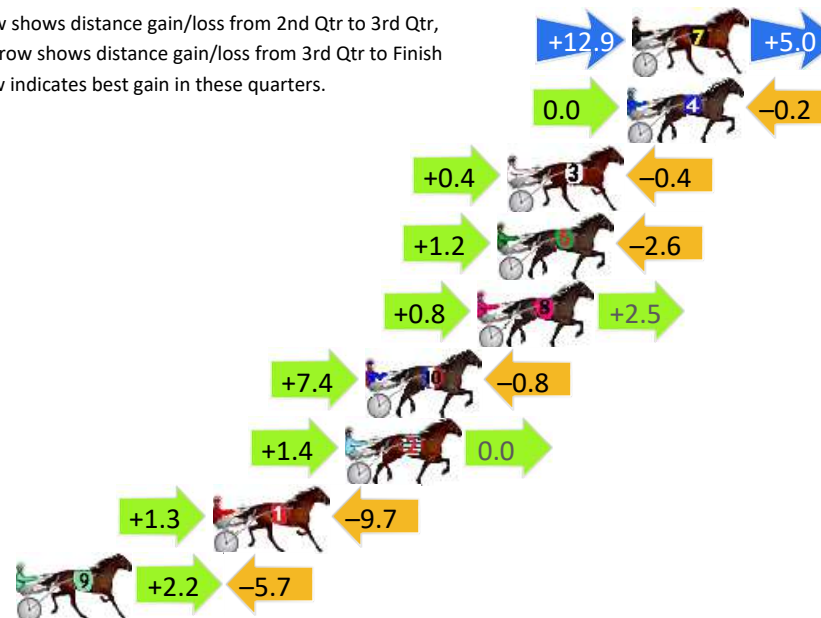
Gross Time: 2:02.40 MileRate: 1:56.60 LeadTime: 5.60s First Qtr: 28.60s Second Qtr: 28.90s Third Qtr: 30.00s Fourth Qtr: 29.30s

DATA TABLE: 800 / 400 Posi's are position from leader and (how wide the horse was at that position)

NoHorse	Plc	Mar	800 Posi	400 Posi	Time	3rd Qtr	4th Qt
7 SHE REALLY MATTERS	1	0.0m	17.9m (2)	5.0m (2)	2:02.40	29.08s	28.93s
4 LADY IN LINE	2	0.2m	0.0m (0)	0.0m (0)	2:02.42	30.00s	29.32s
3 DOT BALL	3	5.0m	5.0m (0)	4.6m (0)	2:02.78	29.98s	29.34s
6 LEAVE YOUR HAT ON	4	5.4m	4.0m (1)	2.8m (1)	2:02.81	29.92s	29.51s
8 LETSGO BIG GIRL	5	6.2m	9.5m (0)	8.7m (0)	2:02.88	29.96s	29.14s
10 OUR CHIQUITITA	6	10.7m	17.3m (1)	9.9m (2)	2:03.22	29.49s	29.39s
2 REALLY REGAL	7	11.5m	12.9m (1)	11.5m (1)	2:03.28	29.92s	29.34s
1 PRECIOUS BELLE	8	16.8m	8.4m (1)	7.1m (1)	2:03.69	29.92s	30.07s
9 DREAMERS DELIGHT	9	24.7m	21.2m (0)	19.0m (0)	2:04.30	29.88s	29.80s

Finish Position and metres gained

First Arrow shows distance gain/loss from 2nd Qtr to 3rd Qtr,
Second Arrow shows distance gain/loss from 3rd Qtr to Finish
Blue arrow indicates best gain in these quarters.



800

Visual positions in race at 2nd Quarter



400

Visual positions in race at 3rd Quarter



Powered by



Harness Analyser

Sectional Analysis Software

Not just form | Free Trial

www.facebook.com/PJHarnessRacing



RISE Digital, Harness Racing Australia nor the provider accepts any responsibility for the completeness or accuracy of any of the information contained herein, and makes no representations about its suitability for any particular purpose. Users should make their own judgements about those matters and/or seek independent advice. You assume all risks associated with use of data provided on this page

Kilmore Race 4 Distance 1690m

Thursday, 15 August 2024


Gross Time: 2:04.60 MileRate: 1:58.60 LeadTime: 5.60s First Qtr: 30.40s Second Qtr: 31.70s Third Qtr: 29.30s Fourth Qtr: 27.60s

DATA TABLE: 800 / 400 Posi's are position from leader and (how wide the horse was at that position)

No	Horse	Plc	Mar	800 Posi	400 Posi	Time	3rd Qtr	4th Qt
10	FEARLESS WRITER	1	0.0m	12.1m (1)	0.0m (1)	2:04.60	28.42s	27.60s
4	LITTLEBLABBAMOUTH	2	11.3m	0.0m (0)	3.9m (0)	2:05.42	29.58s	28.15s
2	SPUN SILVER	3	15.3m	4.4m (0)	8.4m (0)	2:05.71	29.57s	28.12s
6	BETTORSWEETVICTORY	4	16.1m	16.5m (1)	9.1m (2)	2:05.77	28.74s	28.12s
1	FAKE COLLECTION	5	17.0m	8.8m (0)	12.9m (0)	2:05.83	29.57s	27.92s
7	OUR BELLA LUCIA	6	17.2m	4.5m (1)	6.2m (1)	2:05.85	29.42s	28.41s
9	SOPHIES SCOOTER	7	17.7m	8.3m (1)	10.5m (1)	2:05.89	29.44s	28.15s
5	ABERDENE	8	18.5m	20.9m (1)	13.1m (2)	2:05.94	28.70s	28.02s
8	CHOGI	9	22.5m	13.7m (0)	16.1m (1)	2:06.23	29.44s	28.09s
3	MISSLOLA	10	33.3m	23.6m (0)	22.6m (0)	2:07.02	29.18s	28.42s

Finish Position and metres gained

First Arrow shows distance gain/loss from 2nd Qtr to 3rd Qtr,
Second Arrow shows distance gain/loss from 3rd Qtr to Finish
Blue arrow indicates best gain in these quarters.



800

Visual positions in race at 2nd Quarter



400

Visual positions in race at 3rd Quarter



Powered by



Harness Analyser

Sectional Analysis Software

Not just form | Free Trial

www.facebook.com/PJHarnessRacing



RISE Digital, Harness Racing Australia nor the provider accepts any responsibility for the completeness or accuracy of any of the information contained herein, and makes no representations about its suitability for any particular purpose. Users should make their own judgements about those matters and/or seek independent advice. You assume all risks associated with use of data provided on this page

Kilmore Race 5 Distance 2180m

Thursday, 15 August 2024


Gross Time: 2:42.60 MileRate: 2:00.10 LeadTime: 43.80s First Qtr: 30.20s Second Qtr: 30.50s Third Qtr: 28.90s Fourth Qtr: 29.20s

DATA TABLE: 800 / 400 Posi's are position from leader and (how wide the horse was at that position)

NoHorse	Plc	Mar	800 Posi	400 Posi	Time	3rd Qtr	4th Qt
4 AMERICAN WEREWOLF	1	0.0m	5.1m (1)	2.8m (1)	2:42.60	28.74s	29.00s
1 SHALLOW BEACH	2	0.5m	4.5m (0)	4.4m (0)	2:42.64	28.90s	28.92s
2 GENERAL LINCOLN	3	2.1m	0.0m (0)	0.0m (0)	2:42.76	28.90s	29.36s
3 BRONSKI ROYAL	4	3.6m	9.3m (1)	7.3m (1)	2:42.88	28.76s	28.95s
7 ANGELSHAVTIME	5	3.9m	18.5m (2)	6.8m (2)	2:42.90	28.06s	29.01s
8 FIRST CLASS	6	5.4m	8.4m (0)	8.6m (0)	2:43.01	28.92s	28.99s
9 SUNSTAR	7	8.5m	17.3m (1)	13.7m (2)	2:43.25	28.65s	28.86s
6 REGAL ROCK	8	9.5m	13.1m (1)	11.7m (1)	2:43.33	28.80s	29.08s
5 NOTHINGBUTWAVES	9	21.7m	12.8m (0)	13.3m (0)	2:44.26	28.94s	29.90s

Finish Position and metres gained

First Arrow shows distance gain/loss from 2nd Qtr to 3rd Qtr,
Second Arrow shows distance gain/loss from 3rd Qtr to Finish
Blue arrow indicates best gain in these quarters.



Visual positions in race at 2nd Quarter

800



Visual positions in race at 3rd Quarter

400



Powered by



Harness Analyser

Sectional Analysis Software

Not just form | Free Trial

www.facebook.com/PJHarnessRacing



RISE Digital, Harness Racing Australia nor the provider accepts any responsibility for the completeness or accuracy of any of the information contained herein, and makes no representations about its suitability for any particular purpose. Users should make their own judgements about those matters and/or seek independent advice. You assume all risks associated with use of data provided on this page

Kilmore Race 6 Distance 2180m

Thursday, 15 August 2024


Gross Time: 2:44.00 MileRate: 2:01.10 LeadTime: 42.80s First Qtr: 31.70s Second Qtr: 31.40s Third Qtr: 29.30s Fourth Qtr: 28.80s

DATA TABLE: 800 / 400 Posi's are position from leader and (how wide the horse was at that position)

No	Horse	Plc	Mar	800 Posi	400 Posi	Time	3rd Qtr	4th Qt
2	PETE MITCHELL	1	0.0m	0.0m (0)	0.0m (0)	2:44.00	29.30s	28.80s
7	GLENLINE	2	3.3m	12.1m (1)	10.6m (1)	2:44.25	29.18s	28.28s
4	FAVOURITEHIGHLIGHT	3	4.3m	2.3m (1)	1.2m (1)	2:44.33	29.22s	29.04s
1	JOEYS HANGOVER	4	5.5m	4.7m (0)	5.0m (0)	2:44.42	29.32s	28.86s
8	TOPHUT JOHNY	5	12.3m	9.3m (0)	9.7m (0)	2:44.93	29.32s	29.03s
6	NORTHERN TERROR	6	17.1m	18.1m (0)	20.6m (1)	2:45.29	29.47s	28.61s
5	JOHN VINCENT	7	18.5m	6.7m (1)	6.2m (1)	2:45.40	29.26s	29.75s
9	CONSPIRATOR	8	40.7m	16.5m (1)	17.9m (2)	2:47.08	29.39s	30.59s
3	LOAN SAILOR	9	43.1m	21.5m (1)	23.4m (2)	2:47.26	29.43s	30.37s
10	NIFTY JOLT	10	51.0m	13.7m (0)	17.2m (0)	2:47.86	29.54s	31.42s

Finish Position and metres gained

First Arrow shows distance gain/loss from 2nd Qtr to 3rd Qtr, Second Arrow shows distance gain/loss from 3rd Qtr to Finish
Blue arrow indicates best gain in these quarters.



800

Visual positions in race at 2nd Quarter



400

Visual positions in race at 3rd Quarter



Powered by



Harness Analyser

Sectional Analysis Software

Not just form | Free Trial

www.facebook.com/PJHarnessRacing



RISE Digital, Harness Racing Australia nor the provider accepts any responsibility for the completeness or accuracy of any of the information contained herein, and makes no representations about its suitability for any particular purpose. Users should make their own judgements about those matters and/or seek independent advice. You assume all risks associated with use of data provided on this page

Kilmore Race 7 Distance 2180m

Thursday, 15 August 2024




Gross Time: 2:44.40 MileRate: 2:01.40 LeadTime: 42.00s First Qtr: 30.50s Second Qtr: 30.70s Third Qtr: 30.80s Fourth Qtr: 30.40s

DATA TABLE: 800 / 400 Posi's are position from leader and (how wide the horse was at that position)

NoHorse	Plc	Mar	800 Posi	400 Posi	Time	3rd Qtr	4th Qt
9 HES THEMIGHTYSPIN	1	0.0m	9.5m (1)	3.8m (1)	2:44.40	30.36s	30.11s
11 DOSSIER	2	2.2m	18.4m (1)	8.0m (1)	2:44.58	30.00s	29.97s
4 ESS KAY HOLLYWOOD	3	6.7m	0.0m (0)	0.0m (0)	2:44.93	30.80s	30.93s
3 APEX	4	9.8m	4.2m (0)	5.3m (0)	2:45.18	30.88s	30.78s
6 VAN DOREN	5	10.1m	8.9m (0)	9.5m (0)	2:45.20	30.84s	30.48s
8 ARISTOTLE	6	21.1m	13.1m (0)	14.5m (0)	2:46.08	30.90s	30.98s
1 OPRAH DOUBLE YOU	7	26.6m	13.2m (1)	14.6m (2)	2:46.52	30.91s	31.41s
7 KYVALLEY PAINT	8	72.5m	48.2m (0)	47.6m (0)	2:50.17	30.74s	32.55s
5 ASTRO	9	108.6m	4.8m (1)	17.4m (1)	2:53.04	31.76s	37.72s

Finish Position and metres gained

First Arrow shows distance gain/loss from 2nd Qtr to 3rd Qtr,
Second Arrow shows distance gain/loss from 3rd Qtr to Finish
Blue arrow indicates best gain in these quarters.



Kilmore Race 8 Distance 2180m

Thursday, 15 August 2024

Gross Time: 2:45.30

MileRate: 2:02.10

LeadTime: 42.20s

First Qtr: 31.90s

Second Qtr: 31.50s

Third Qtr: 29.80s

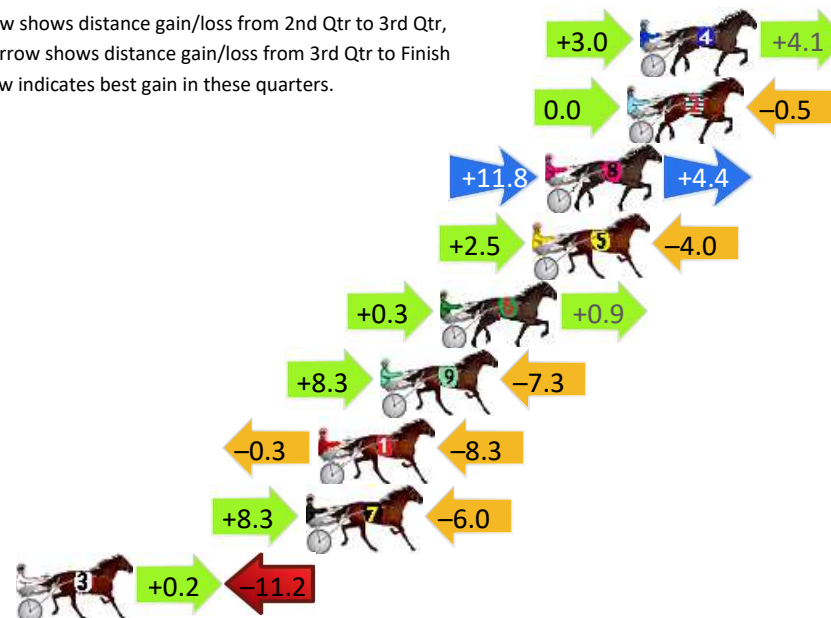
Fourth Qtr: 29.90s

DATA TABLE: 800 / 400 Posi's are position from leader and (how wide the horse was at that position)

NoHorse	Plc	Mar	800 Posi	400 Posi	Time	3rd Qtr	4th Qt
4 JAY BEE	1	0.0m	7.1m (1)	4.1m (1)	2:45.30	29.58s	29.59s
2 FINAL BOW	2	0.5m	0.0m (0)	0.0m (0)	2:45.34	29.80s	29.94s
8 MARKLEIGH CAZ	3	3.8m	20.0m (1)	8.2m (1)	2:45.60	28.92s	29.59s
5 NOTHING SWEETER	4	4.3m	2.8m (1)	0.3m (1)	2:45.64	29.62s	30.21s
6 KEEPCRACKINGJOKES	5	8.0m	9.2m (0)	8.9m (0)	2:45.93	29.78s	29.87s
9 STELLAR QUEEN	6	10.4m	11.4m (1)	3.1m (2)	2:46.11	29.19s	30.48s
1 MARIANNA BROMAC	7	12.9m	4.3m (0)	4.6m (0)	2:46.31	29.82s	30.57s
7 RIGHTEOUSLY	8	13.4m	15.7m (1)	7.4m (2)	2:46.35	29.19s	30.40s
3 DIAMONDSNBUE	9	25.0m	14.0m (0)	13.8m (0)	2:47.26	29.78s	30.84s

Finish Position and metres gained

First Arrow shows distance gain/loss from 2nd Qtr to 3rd Qtr,
Second Arrow shows distance gain/loss from 3rd Qtr to Finish
Blue arrow indicates best gain in these quarters.



800

Visual positions in race at 2nd Quarter



400

Visual positions in race at 3rd Quarter



Powered by



Harness Analyser

Sectional Analysis Software

Not just form | Free Trial

www.facebook.com/PJHarnessRacing



RISE Digital, Harness Racing Australia nor the provider accepts any responsibility for the completeness or accuracy of any of the information contained herein, and makes no representations about its suitability for any particular purpose. Users should make their own judgements about those matters and/or seek independent advice. You assume all risks associated with use of data provided on this page

Kilmore Race 9 Distance 1690m

Thursday, 15 August 2024




Gross Time: 2:08.10 MileRate: 2:02.00 LeadTime: 5.90s First Qtr: 30.00s Second Qtr: 31.20s Third Qtr: 30.20s Fourth Qtr: 30.80s

DATA TABLE: 800 / 400 Posi's are position from leader and (how wide the horse was at that position)

NoHorse	Plc	Mar	800 Posi	400 Posi	Time	3rd Qtr	4th Qt
5 GUNSEN ROSIE	1	0.0m	0.0m (0)	0.0m (0)	2:08.10	30.20s	30.80s
4 BELLMAC BAMBI	2	7.4m	3.7m (0)	5.3m (0)	2:08.70	30.32s	31.00s
1 CRITICAL ADVANTAGE	3	9.2m	9.6m (0)	10.0m (0)	2:08.84	30.24s	30.78s
7 WHATS THE TEA	4	10.0m	15.5m (1)	9.6m (2)	2:08.91	29.77s	30.88s
3 TETRA	5	14.1m	13.9m (0)	14.3m (0)	2:09.24	30.24s	30.86s
6 LUNA	6	14.3m	18.1m (0)	12.7m (1)	2:09.25	29.81s	30.99s
9 BROTHER JOSEPH	7	15.8m	10.7m (1)	8.5m (1)	2:09.37	30.04s	31.43s
8 MASSIF CENTRAL	8	21.1m	1.7m (1)	3.5m (1)	2:09.80	30.34s	32.24s
2 BROOKIES BABE	9	62.0m	34.6m (0)	40.4m (0)	2:13.10	30.66s	32.74s

Finish Position and metres gained

First Arrow shows distance gain/loss from 2nd Qtr to 3rd Qtr,
Second Arrow shows distance gain/loss from 3rd Qtr to Finish
Blue arrow indicates best gain in these quarters.



Kilmore Race 10 Distance 2180m

Thursday, 15 August 2024

Gross Time: 2:45.80 MileRate: 2:02.40 LeadTime: 43.40s First Qtr: 32.10s Second Qtr: 30.60s Third Qtr: 29.70s Fourth Qtr: 30.00s

DATA TABLE: 800 / 400 Posi's are position from leader and (how wide the horse was at that position)

No	Horse	Plc	Mar	800 Posi	400 Posi	Time	3rd Qtr	4th Qt
9	ERNIELOVENBOY	1	0.0m	8.4m (0)	8.1m (0)	2:45.80	29.68s	29.40s
1	GLENS OF TEKOA	2	1.0m	0.0m (0)	0.0m (0)	2:45.88	29.70s	30.08s
10	MISTER REBEL	3	13.8m	11.2m (1)	10.9m (1)	2:46.88	29.68s	30.28s
6	STILL PLAYIN	4	13.8m	14.1m (0)	12.9m (0)	2:46.88	29.62s	30.12s
8	FRIENDS	5	15.6m	4.3m (0)	4.3m (0)	2:47.03	29.70s	30.91s
7	EAGLES AND INDIANS	6	21.9m	15.2m (1)	14.4m (1)	2:47.52	29.64s	30.66s
3	RIVER PATROL	7	23.3m	7.1m (1)	6.0m (1)	2:47.63	29.62s	31.39s
11	SWEET FACE	8	30.7m	19.3m (1)	15.2m (2)	2:48.21	29.41s	31.28s
4	VERY TEMPTING	9	86.1m	2.8m (1)	2.0m (1)	2:52.57	29.64s	36.62s
5	OFFICE BAD BOY	10	229.0m	129.8m (0)	152.6m (0)	3:03.79	31.44s	36.67s

Finish Position and metres gained

First Arrow shows distance gain/loss from 2nd Qtr to 3rd Qtr, Second Arrow shows distance gain/loss from 3rd Qtr to Finish Blue arrow indicates best gain in these quarters.

