


Kilmore Race 1 Distance 2180m

Saturday, 15 July 2023

Gross Time: 2:38.70 MileRate: 1:57.10 LeadTime: 40.60s First Qtr: 32.30s Second Qtr: 30.60s Third Qtr: 27.30s Fourth Qtr: 27.90s

NoHorse	Plc	Mar	800 Posi	400 Posi	Time	3rd Qtr	4th Qtr
4 EYETHINK	1	0.0m	0.0m (0)	0.0m (0)	2:38.67	27.30s	27.87s
2 ROCKNROLL WALLA	2	4.1m	4.7m (0)	4.1m (0)	2:38.98	27.26s	27.90s
1 BETA THAN LOVE	3	8.2m	9.4m (0)	8.2m (0)	2:39.28	27.22s	27.92s
8 JEREMY WELLS	4	11.8m	14.2m (0)	12.3m (0)	2:39.55	27.18s	27.91s
11 NOMORELYING	5	13.6m	18.3m (0)	16.3m (0)	2:39.69	27.18s	27.77s
5 WINGATE GUY	6	18.1m	6.0m (1)	8.8m (1)	2:40.02	27.50s	28.62s
9 BUSTER WILLIAM	7	19.4m	10.7m (1)	5.4m (2)	2:40.12	26.95s	28.95s
12 CLASSIC ANGELINA	8	20.3m	15.4m (1)	9.5m (2)	2:40.19	26.91s	28.74s
6 HES OLLY	9	20.8m	1.2m (1)	4.7m (1)	2:40.22	27.54s	29.10s
13 HIGH FLUX	10	22.3m	20.7m (1)	12.6m (1)	2:40.33	26.76s	28.67s
7 SASSYOLA	11	23.0m	23.0m (0)	20.4m (0)	2:40.38	27.14s	28.18s
3 LETS MAKE TRACKS	12	24.1m	25.4m (1)	17.6m (1)	2:40.47	26.78s	28.47s

Finish Position and metres gained from 800m



PJ Harness Analyser
Sectional Analysis Software – Not just a formguide!

www.facebook.com/PJHarnessRacing



RISE Digital, Harness Racing Australia nor the provider accepts any responsibility for the completeness or accuracy of any of the information contained herein, and makes no representations about its suitability for any particular purpose. Users should make their own judgements about those matters and/or seek independent advice. You assume all risks associated with use of data provided on this page


Kilmore Race 2 Distance 2180m

Saturday, 15 July 2023

Gross Time: 2:40.60 MileRate: 1:58.60 LeadTime: 41.70s First Qtr: 31.50s Second Qtr: 31.10s Third Qtr: 27.90s Fourth Qtr: 28.40s

NoHorse	Plc	Mar	800 Posi	400 Posi	Time	3rd Qtr	4th Qtr
4 HOLY BASIL	1	0.0m	9.9m (1)	9.3m (2)	2:40.64	27.87s	27.79s
2 CODENAME MARCU	2	2.8m	4.0m (0)	4.0m (0)	2:40.85	27.90s	28.37s
5 WOTDIDUSAAAY	3	5.2m	1.8m (1)	1.8m (1)	2:41.02	27.90s	28.69s
1 DHAULAGIRI	4	7.1m	0.0m (0)	0.0m (0)	2:41.17	27.90s	28.97s
11 WILL HE PIKE	5	7.3m	13.3m (0)	10.9m (1)	2:41.18	27.75s	28.21s
10 REGAL ROCK	6	7.7m	15.4m (1)	13.9m (2)	2:41.21	27.81s	28.04s
3 HEAVENLY GIPSY	7	8.6m	5.8m (1)	5.3m (2)	2:41.28	27.87s	28.71s
8 IM JIMMY JAMES	8	11.1m	9.2m (0)	8.6m (0)	2:41.47	27.86s	28.67s
7 A ROCKNROLL JET	9	15.3m	22.5m (0)	20.1m (1)	2:41.78	27.74s	28.17s
13 DO NOT SURRENDER	10	15.5m	17.9m (0)	15.4m (0)	2:41.80	27.74s	28.52s
12 JAXON BEACH	11	19.0m	20.3m (1)	18.4m (2)	2:42.06	27.79s	28.57s
6 NIGHT SCHOOL	12	20.9m	24.9m (1)	20.0m (0)	2:42.20	27.58s	28.60s

Finish Position and metres gained from 800m



PJ Harness Analyser

Sectional Analysis Software – Not just a formguide!

www.facebook.com/PJHarnessRacing



RISE Digital, Harness Racing Australia nor the provider accepts any responsibility for the completeness or accuracy of any of the information contained herein, and makes no representations about its suitability for any particular purpose. Users should make their own judgements about those matters and/or seek independent advice. You assume all risks associated with use of data provided on this page

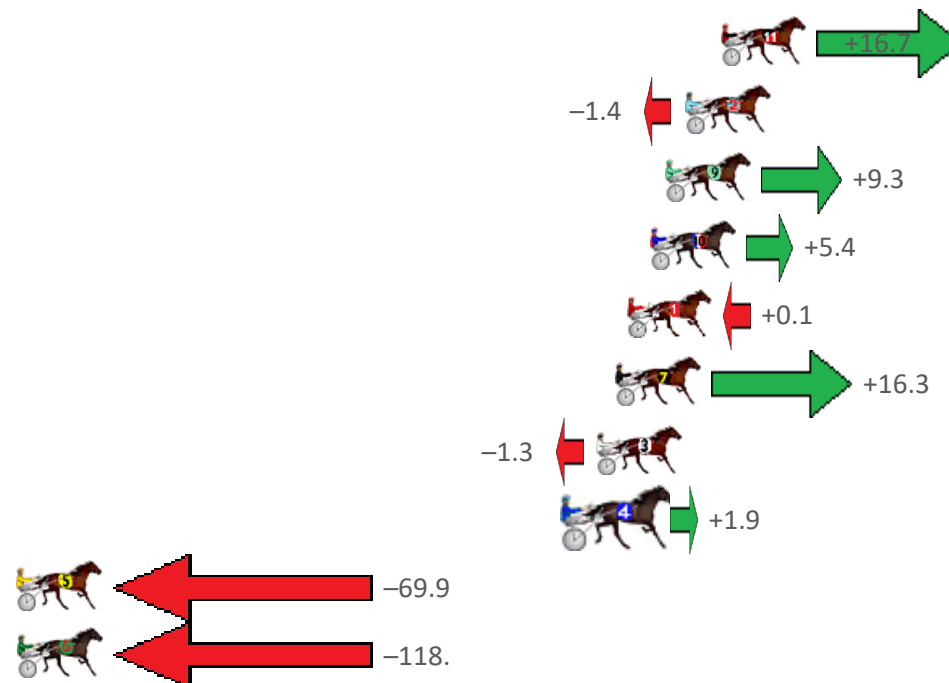
Kilmore Race 3 Distance 1690m

Saturday, 15 July 2023

Gross Time: 2:00.30 MileRate: 1:54.60 LeadTime: 5.30s First Qtr: 27.30s Second Qtr: 30.30s Third Qtr: 27.50s Fourth Qtr: 29.90s

NoHorse	Plc	Mar	800 Posi	400 Posi	Time	3rd Qtr	4th Qtr
11 DIAMOND SHOOZ	1	0.0m	16.7m (1)	19.2m (2)	2:00.33	27.73s	28.56s
2 FORGOT THE WALLE	2	1.4m	0.0m (0)	0.0m (0)	2:00.43	27.50s	30.03s
9 RUBY WINGATE	3	2.2m	11.5m (1)	15.8m (1)	2:00.49	27.84s	28.96s
10 MYKORONA	4	2.8m	8.2m (0)	10.7m (0)	2:00.54	27.70s	29.38s
1 LADY LANI	5	3.7m	3.8m (0)	6.2m (0)	2:00.60	27.68s	29.76s
7 HEAVENLY BRIGADE	6	4.2m	20.5m (1)	23.7m (2)	2:00.64	27.79s	28.55s
3 HOLI STARZZZ	7	4.9m	3.6m (1)	5.7m (1)	2:00.69	27.66s	29.88s
4 TWISTED BLISS	8	5.8m	7.7m (1)	21.9m (1)	2:00.76	28.54s	28.79s
5 DREAM MAZE	9	77.0m	7.1m (2)	19.1m (0)	2:06.07	28.37s	34.31s
6 NOVA BAXTER	10	131.4m	12.9m (0)	29.2m (0)	2:10.12	28.70s	37.64s

Finish Position and metres gained from 800m



PJ Harness Analyser

Sectional Analysis Software – Not just a formguide!

www.facebook.com/PJHarnessRacing



RISE Digital, Harness Racing Australia nor the provider accepts any responsibility for the completeness or accuracy of any of the information contained herein, and makes no representations about its suitability for any particular purpose. Users should make their own judgements about those matters and/or seek independent advice. You assume all risks associated with use of data provided on this page

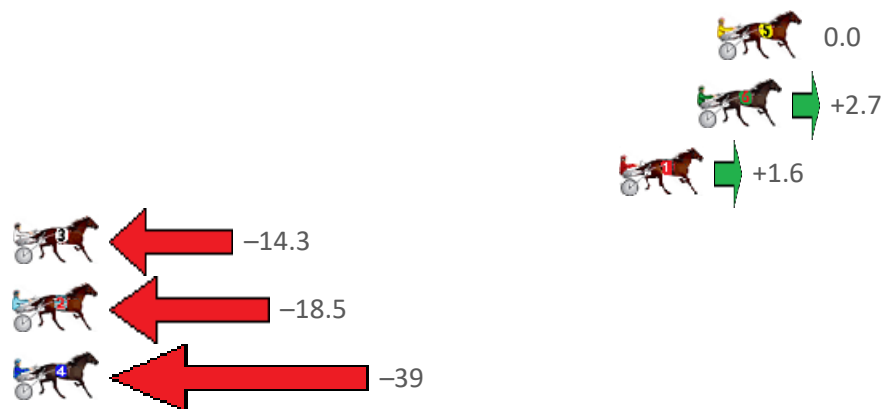
Kilmore Race 4 Distance 2180m

Saturday, 15 July 2023

Gross Time: 2:37.00 MileRate: 1:55.90 LeadTime: 38.90s First Qtr: 29.20s Second Qtr: 30.30s Third Qtr: 27.90s Fourth Qtr: 30.70s

NoHorse	Plc	Mar	800 Posi	400 Posi	Time	3rd Qtr	4th Qtr
5 SAHARA BREEZE	1	0.0m	0.0m (0)	0.0m (0)	2:37.02	27.90s	30.72s
6 JOYFUL	2	0.8m	3.5m (1)	2.8m (1)	2:37.09	27.86s	30.58s
1 SCHEMING	3	3.9m	5.5m (0)	4.4m (0)	2:37.30	27.84s	30.68s
3 MAJOR MILESTONE	4	28.2m	13.9m (1)	17.6m (0)	2:39.12	28.22s	31.54s
2 CREDULOUS	5	29.2m	10.7m (0)	13.7m (0)	2:39.19	28.16s	31.89s
4 SNOW HUNTER	6	46.9m	8.7m (1)	18.7m (1)	2:40.51	28.66s	32.84s

Finish Position and metres gained from 800m



PJ Harness Analyser

Sectional Analysis Software – Not just a formguide!

www.facebook.com/PJHarnessRacing



RISE Digital, Harness Racing Australia nor the provider accepts any responsibility for the completeness or accuracy of any of the information contained herein, and makes no representations about its suitability for any particular purpose. Users should make their own judgements about those matters and/or seek independent advice. You assume all risks associated with use of data provided on this page

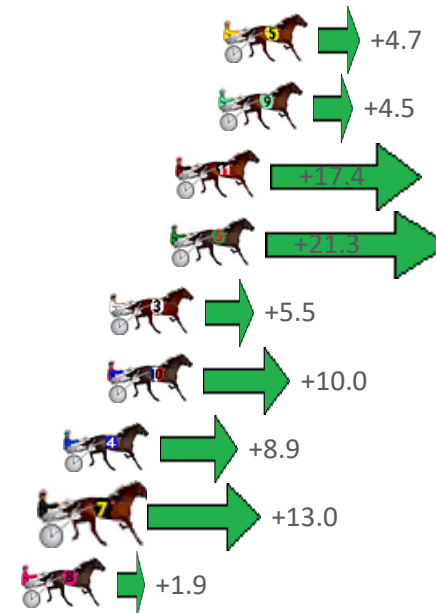
Kilmore Race 5 Distance 1690m

Saturday, 15 July 2023

Gross Time: 1:58.90 MileRate: 1:53.20 LeadTime: 5.20s First Qtr: 27.10s Second Qtr: 30.30s Third Qtr: 27.60s Fourth Qtr: 28.70s

NoHorse	Plc	Mar	800 Posi	400 Posi	Time	3rd Qtr	4th Qtr
5 BETTOR ISOLATE	1	0.0m	4.7m (0)	4.6m (0)	1:58.87	27.60s	28.35s
9 TANGO TARA	2	0.2m	4.7m (1)	1.8m (1)	1:58.89	27.40s	28.56s
11 LIKE A WILDFIRE	3	1.9m	19.3m (1)	4.7m (2)	1:59.01	26.61s	28.48s
6 HULI NIEN	4	2.1m	23.4m (1)	8.7m (2)	1:59.03	26.61s	28.22s
3 YAMBUKIAN	5	4.5m	10.0m (1)	6.9m (1)	1:59.21	27.40s	28.52s
10 SAHARA TIGER	6	4.6m	14.6m (0)	12.0m (0)	1:59.22	27.44s	28.18s
4 LINE UP	7	6.3m	15.2m (1)	10.9m (1)	1:59.34	27.32s	28.37s
7 RICK REILLY	8	6.8m	19.8m (0)	15.5m (1)	1:59.38	27.33s	28.09s
8 INTEREST FREE	9	8.0m	9.9m (0)	8.3m (0)	1:59.47	27.50s	28.69s
2 HI MANAMEISJEFF	10	20.9m	0.0m (0)	0.0m (0)	2:00.43	27.60s	30.23s

Finish Position and metres gained from 800m



PJ Harness Analyser

Sectional Analysis Software – Not just a formguide!

www.facebook.com/PJHarnessRacing



RISE Digital, Harness Racing Australia nor the provider accepts any responsibility for the completeness or accuracy of any of the information contained herein, and makes no representations about its suitability for any particular purpose. Users should make their own judgements about those matters and/or seek independent advice. You assume all risks associated with use of data provided on this page

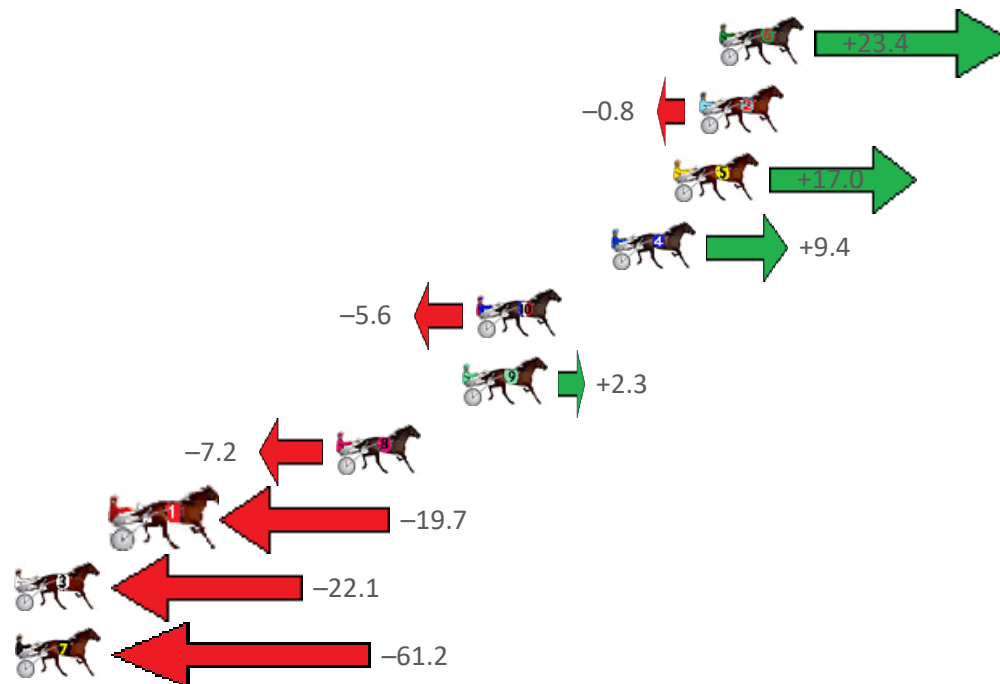
Kilmore Race 6 Distance 2180m

Saturday, 15 July 2023

Gross Time: 2:37.10 MileRate: 1:56.00 LeadTime: 41.00s First Qtr: 28.10s Second Qtr: 30.40s Third Qtr: 28.30s Fourth Qtr: 29.30s

NoHorse	Plc	Mar	800 Posi	400 Posi	Time	3rd Qtr	4th Qtr
6 PULL THE OTHER LEG	1	0.0m	23.4m (1)	18.6m (2)	2:37.14	27.99s	28.01s
2 KHAF AJI	2	0.8m	0.0m (0)	0.0m (0)	2:37.21	28.30s	29.41s
5 ARGGGHHH	3	1.8m	18.8m (1)	14.7m (2)	2:37.28	28.03s	28.43s
4 ROARFORROSCOE	4	4.3m	13.7m (1)	10.8m (2)	2:37.46	28.11s	28.89s
10 CRIME WRITER	5	9.6m	4.0m (1)	2.9m (1)	2:37.86	28.22s	29.85s
9 JOE NIEN	6	10.2m	12.5m (0)	13.7m (0)	2:37.90	28.40s	29.12s
8 COURAGEOUS SAINT	7	15.2m	8.0m (0)	10.1m (0)	2:38.28	28.46s	29.76s
1 RELENTLESS ME	8	23.7m	4.0m (0)	6.2m (0)	2:38.91	28.46s	30.67s
3 MIGHTY FLYING ART	9	30.7m	8.6m (1)	9.6m (1)	2:39.43	28.38s	30.94s
7 OZZIE BATTLER	10	82.2m	21.0m (0)	22.4m (0)	2:43.27	28.42s	33.87s

Finish Position and metres gained from 800m



PJ Harness Analyser

Sectional Analysis Software - Not just a formguide!

www.facebook.com/PJHarnessRacing



RISE Digital, Harness Racing Australia nor the provider accepts any responsibility for the completeness or accuracy of any of the information contained herein, and makes no representations about its suitability for any particular purpose. Users should make their own judgements about those matters and/or seek independent advice. You assume all risks associated with use of data provided on this page

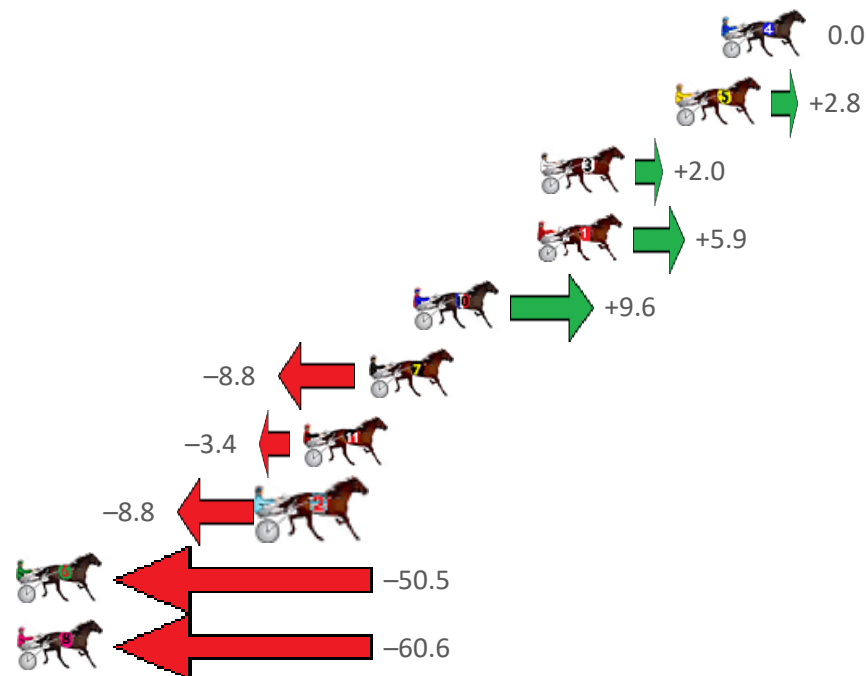
Kilmore Race 7 Distance 1690m

Saturday, 15 July 2023

Gross Time: 2:00.90 MileRate: 1:55.10 LeadTime: 5.10s First Qtr: 27.90s Second Qtr: 32.20s Third Qtr: 28.10s Fourth Qtr: 27.60s

NoHorse	Plc	Mar	800 Posi	400 Posi	Time	3rd Qtr	4th Qtr
4 MAJOR MANBAR	1	0.0m	0.0m (0)	0.0m (0)	2:00.88	28.10s	27.58s
5 SWEETPASSION	2	1.8m	4.6m (0)	4.6m (0)	2:01.01	28.10s	27.39s
3 OZZIE PLAYBOY	3	7.2m	9.2m (0)	8.4m (0)	2:01.42	28.04s	27.54s
1 OUR UNCLE JIM	4	7.3m	13.2m (0)	11.6m (1)	2:01.43	27.99s	27.32s
10 KHAKI NUI	5	12.2m	21.8m (0)	16.2m (0)	2:01.79	27.70s	27.37s
7 SLY TERROR	6	14.0m	5.2m (1)	2.1m (1)	2:01.92	27.88s	28.47s
11 MONA MIA	7	16.6m	13.2m (1)	4.2m (2)	2:02.12	27.47s	28.53s
2 CEMETERY BAY	8	18.0m	9.2m (1)	7.0m (1)	2:02.22	27.94s	28.43s
6 IMNOPUMPKIN	9	68.3m	17.8m (1)	45.4m (1)	2:05.97	30.00s	29.52s
8 STEEL SCREENS	10	78.4m	17.8m (0)	51.1m (0)	2:06.72	30.40s	29.88s

Finish Position and metres gained from 800m



PJ Harness Analyser
Sectional Analysis Software – Not just a formguide!

www.facebook.com/PJHarnessRacing



RISE Digital, Harness Racing Australia nor the provider accepts any responsibility for the completeness or accuracy of any of the information contained herein, and makes no representations about its suitability for any particular purpose. Users should make their own judgements about those matters and/or seek independent advice. You assume all risks associated with use of data provided on this page

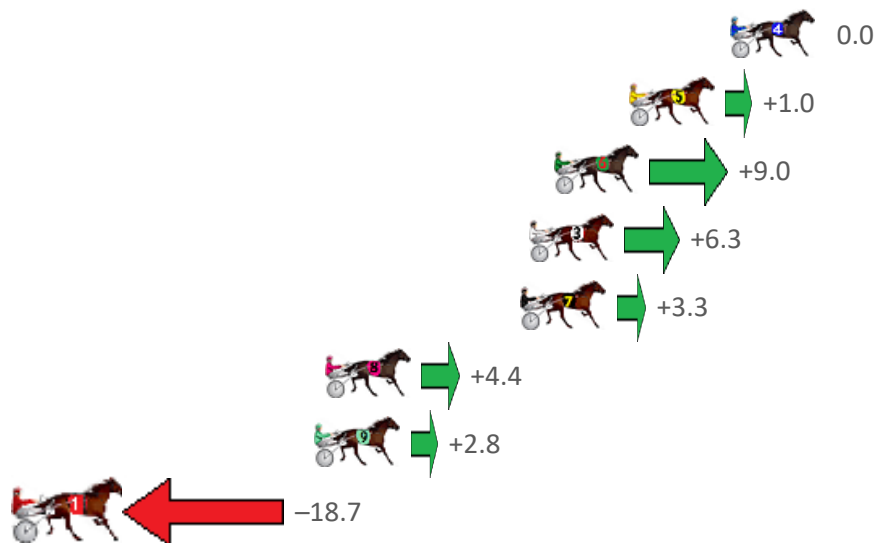
Kilmore Race 8 Distance 2180m

Saturday, 15 July 2023

Gross Time: 2:43.70 MileRate: 2:00.80 LeadTime: 41.60s First Qtr: 31.50s Second Qtr: 33.00s Third Qtr: 29.20s Fourth Qtr: 28.40s

NoHorse	Plc	Mar	800 Posi	400 Posi	Time	3rd Qtr	4th Qtr
4 CENTRAL OTAGO	1	0.0m	0.0m (0)	0.0m (0)	2:43.68	29.20s	28.38s
5 MAJESTICAL BELLE	2	4.0m	5.0m (0)	5.6m (0)	2:43.98	29.24s	28.28s
6 REVELSTOKE	3	7.0m	16.0m (1)	9.6m (1)	2:44.20	28.72s	28.22s
3 ZAREM	4	8.0m	14.3m (0)	14.5m (0)	2:44.28	29.20s	27.94s
7 ANYWHERE HUGO	5	8.3m	11.6m (1)	4.5m (1)	2:44.30	28.68s	28.68s
8 BALTICA	6	16.1m	20.5m (1)	13.5m (1)	2:44.88	28.68s	28.62s
9 ALDEBARAN DINO	7	16.5m	19.3m (0)	20.1m (0)	2:44.91	29.24s	28.17s
1 KHEIRON	8	28.6m	9.9m (0)	10.6m (0)	2:45.81	29.24s	29.75s

Finish Position and metres gained from 800m



PJ Harness Analyser
Sectional Analysis Software – Not just a formguide!

www.facebook.com/PJHarnessRacing



RISE Digital, Harness Racing Australia nor the provider accepts any responsibility for the completeness or accuracy of any of the information contained herein, and makes no representations about its suitability for any particular purpose. Users should make their own judgements about those matters and/or seek independent advice. You assume all risks associated with use of data provided on this page