

Kilmore Race 1 Distance 1690m

Thursday, 12 September 2024

Gross Time: 2:03.80

MileRate: 1:57.90

LeadTime: 5.30s

First Qtr: 28.00s

Second Qtr: 31.40s

Third Qtr: 28.20s

Fourth Qtr: 30.90s

DATA TABLE: 800 / 400 Posi's are position from leader and (how wide the horse was at that position)

NoHorse	Plc	Mar	800 Posi	400 Posi	Time	3rd Qtr	4th Qt
3 GOODTIME STRYKER	1	0.0m	0.0m (0)	0.0m (0)	2:03.83	28.20s	30.90s
10 TALKNPLAY	2	1.5m	12.4m (1)	6.4m (2)	2:03.95	27.78s	30.52s
5 TREACHEROUSTIMES	3	2.7m	3.0m (1)	5.0m (1)	2:04.04	28.35s	30.72s
11 MISTER JIMARINGLE	4	2.9m	16.4m (1)	12.0m (2)	2:04.05	27.91s	30.20s
4 BETTING ON COURAGE	5	3.7m	8.2m (1)	9.4m (1)	2:04.11	28.31s	30.46s
8 ARCHAA	6	5.6m	14.0m (0)	17.8m (1)	2:04.25	28.52s	29.96s
9 UPRIGHT	7	5.7m	8.8m (0)	12.0m (0)	2:04.26	28.46s	30.42s
7 MONSIEUR FLAMEL	8	7.2m	21.4m (1)	19.4m (2)	2:04.37	28.09s	29.96s
2 OLLY ODD POTTS	9	12.7m	4.6m (0)	7.6m (0)	2:04.78	28.40s	31.29s
6 MISSLOLA	10	12.8m	18.6m (0)	19.6m (0)	2:04.79	28.30s	30.38s

Finish Position and metres gained

First Arrow shows distance gain/loss from 2nd Qtr to 3rd Qtr,
Second Arrow shows distance gain/loss from 3rd Qtr to Finish
Blue arrow indicates best gain in these quarters.



800

Visual positions in race at 2nd Quarter



400

Visual positions in race at 3rd Quarter



Powered by



Harness Analyser

Sectional Analysis Software

Not just form | Free Trial

www.facebook.com/PJHarnessRacing



RISE Digital, Harness Racing Australia nor the provider accepts any responsibility for the completeness or accuracy of any of the information contained herein, and makes no representations about its suitability for any particular purpose. Users should make their own judgements about those matters and/or seek independent advice. You assume all risks associated with use of data provided on this page

Kilmore Race 2 Distance 2180m

Thursday, 12 September 2024


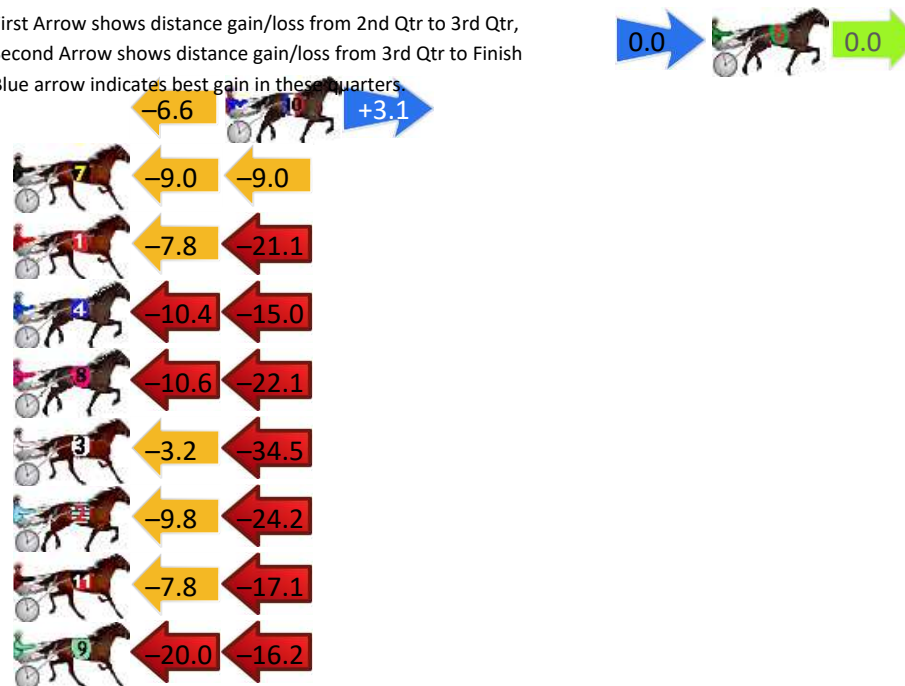
Gross Time: 2:39.60 MileRate: 1:57.80 LeadTime: 39.80s First Qtr: 30.70s Second Qtr: 30.90s Third Qtr: 27.80s Fourth Qtr: 30.40s

DATA TABLE: 800 / 400 Posi's are position from leader and (how wide the horse was at that position)


No	Horse	Plc	Mar	800 Posi	400 Posi	Time	3rd Qtr	4th Qt
6	REMI LOU	1	0.0m	0.0m (0)	0.0m (0)	2:39.56	27.80s	30.40s
10	ART ON FIRE	2	19.5m	16.0m (1)	22.6m (2)	2:41.03	28.29s	30.17s
7	IM A DENNY TOO	3	31.6m	13.6m (0)	22.6m (0)	2:41.93	28.42s	31.08s
1	JILLIBY TIDALWAVE	4	33.1m	4.2m (0)	12.0m (0)	2:42.04	28.30s	31.99s
4	IM TERRORTORIAL	5	37.4m	12.0m (1)	22.4m (1)	2:42.36	28.50s	31.53s
8	REGAL ROCK	6	40.5m	7.8m (1)	18.4m (1)	2:42.59	28.50s	32.07s
3	GIVE DAVE A WAVE	7	41.1m	3.4m (1)	6.6m (0)	2:42.64	27.92s	33.01s
2	WINGATE GUY	8	42.6m	8.6m (0)	18.4m (0)	2:42.75	28.43s	32.23s
11	ROCKAWAY BEACH	9	48.3m	23.4m (0)	31.2m (0)	2:43.17	28.31s	31.69s
9	ESCAPE THE PACE	10	116.2m	80.0m (0)	100.0m (0)	2:48.24	29.19s	31.62s

Finish Position and metres gained

First Arrow shows distance gain/loss from 2nd Qtr to 3rd Qtr,
Second Arrow shows distance gain/loss from 3rd Qtr to Finish
Blue arrow indicates best gain in these quarters



Visual positions in race at 2nd Quarter



Visual positions in race at 3rd Quarter

Kilmore Race 3 Distance 2180m

Thursday, 12 September 2024

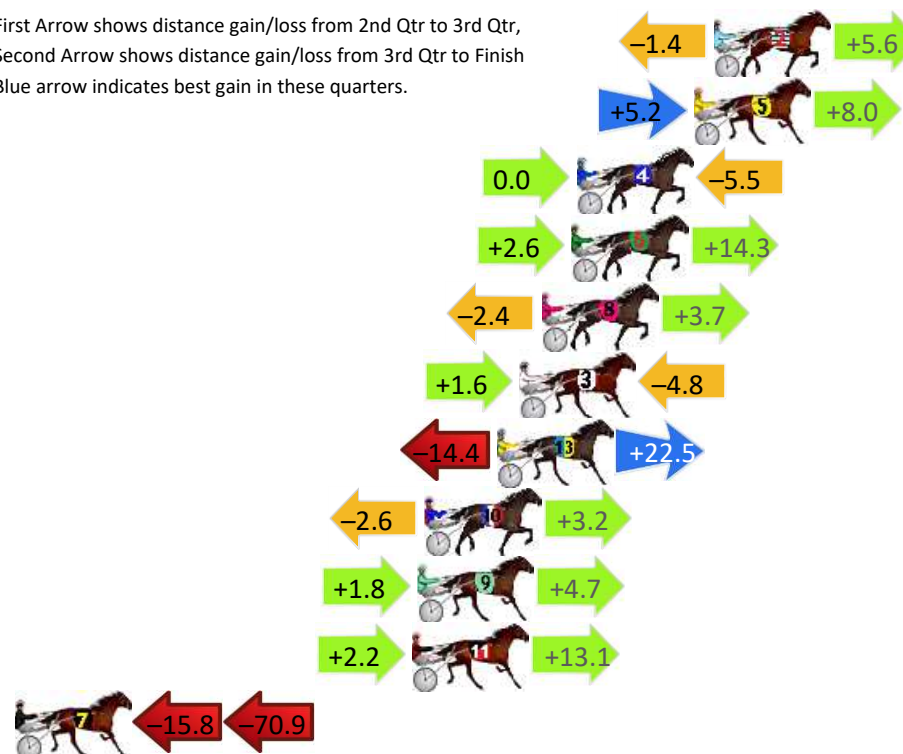
Gross Time: 2:46.30 MileRate: 2:02.80 LeadTime: 42.80s First Qtr: 30.90s Second Qtr: 32.40s Third Qtr: 29.60s Fourth Qtr: 30.60s

DATA TABLE: 800 / 400 Posi's are position from leader and (how wide the horse was at that position)

NoHorse	Plc	Mar	800 Posi	400 Posi	Time	3rd Qtr	4th Qt
2 DELS DESTINY	1	0.0m	4.2m (0)	5.6m (0)	2:46.34	29.71s	30.17s
5 TOUGHER	2	0.8m	14.0m (1)	8.8m (1)	2:46.40	29.22s	29.99s
4 SILENT REVERIE	3	5.5m	0.0m (0)	0.0m (0)	2:46.76	29.59s	31.02s
6 DESTRIER	4	5.7m	22.6m (1)	20.0m (2)	2:46.77	29.42s	29.51s
8 IM ABOVE THE LAW	5	6.9m	8.2m (0)	10.6m (0)	2:46.86	29.78s	30.32s
3 THATS DUDLEY	6	7.8m	4.6m (1)	3.0m (1)	2:46.92	29.47s	30.97s
13 KYVALLEY PICASSO	7	8.7m	16.8m (0)	31.2m (1)	2:46.99	30.71s	28.89s
10 YOU NO ILL BE LATE	8	11.6m	12.2m (0)	14.8m (0)	2:47.21	29.80s	30.36s
9 HES THEMIGHTYSPIN	9	11.9m	18.4m (1)	16.6m (1)	2:47.23	29.47s	30.24s
11 WATCH AND ACT	10	12.1m	27.4m (1)	25.2m (1)	2:47.24	29.45s	29.60s
7 ALDEBARAN STEVIE	11	95.9m	9.2m (1)	25.0m (0)	2:53.49	30.69s	35.99s

Finish Position and metres gained

First Arrow shows distance gain/loss from 2nd Qtr to 3rd Qtr,
Second Arrow shows distance gain/loss from 3rd Qtr to Finish
Blue arrow indicates best gain in these quarters.



800

Visual positions in race at 2nd Quarter



400

Visual positions in race at 3rd Quarter



Powered by
PJ

Harness Analyser

Sectional Analysis Software
Not just form | Free Trial

www.facebook.com/PJHarnessRacing



RISE Digital, Harness Racing Australia nor the provider accepts any responsibility for the completeness or accuracy of any of the information contained herein, and makes no representations about its suitability for any particular purpose. Users should make their own judgements about those matters and/or seek independent advice. You assume all risks associated with use of data provided on this page

Kilmore Race 4 Distance 1690m

Thursday, 12 September 2024


Gross Time: 2:05.90 MileRate: 1:59.90 LeadTime: 5.30s First Qtr: 28.20s Second Qtr: 33.10s Third Qtr: 28.80s Fourth Qtr: 30.50s

DATA TABLE: 800 / 400 Posi's are position from leader and (how wide the horse was at that position)

NoHorse	Plc	Mar	800 Posi	400 Posi	Time	3rd Qtr	4th Qt
2 ISLAND CAESAR	1	0.0m	0.0m (0)	0.0m (0)	2:05.89	28.80s	30.50s
3 SHADY DANCER	2	2.3m	8.2m (0)	9.6m (0)	2:06.07	28.92s	29.95s
7 MAJOR DRAMA	3	2.7m	20.8m (1)	12.4m (2)	2:06.09	28.20s	29.76s
11 BUS STOP	4	5.9m	12.6m (1)	4.0m (2)	2:06.33	28.16s	30.64s
5 SPUN SILVER	5	6.2m	4.0m (0)	5.2m (0)	2:06.35	28.89s	30.58s
4 WHERE'S WOOD WOOD	6	8.5m	8.0m (1)	9.4m (1)	2:06.52	28.91s	30.43s
10 LUVERBOY	7	8.8m	16.4m (1)	8.2m (2)	2:06.55	28.19s	30.55s
1 KEEPCRACKINGJOKES	8	16.8m	12.4m (0)	14.8m (1)	2:07.14	28.97s	30.65s
6 LITTLEBLABBAMOUTH	9	23.5m	3.8m (1)	5.4m (1)	2:07.65	28.88s	31.87s

Finish Position and metres gained

First Arrow shows distance gain/loss from 2nd Qtr to 3rd Qtr,
Second Arrow shows distance gain/loss from 3rd Qtr to Finish
Blue arrow indicates best gain in these quarters.



800

Visual positions in race at 2nd Quarter



400

Visual positions in race at 3rd Quarter



Powered by



Harness Analyser

Sectional Analysis Software

Not just form | Free Trial

www.facebook.com/PJHarnessRacing



RISE Digital, Harness Racing Australia nor the provider accepts any responsibility for the completeness or accuracy of any of the information contained herein, and makes no representations about its suitability for any particular purpose. Users should make their own judgements about those matters and/or seek independent advice. You assume all risks associated with use of data provided on this page

Kilmore Race 5 Distance 1690m

Thursday, 12 September 2024


Gross Time: 2:04.10 MileRate: 1:58.20 LeadTime: 5.40s First Qtr: 26.90s Second Qtr: 32.90s Third Qtr: 29.30s Fourth Qtr: 29.60s

DATA TABLE: 800 / 400 Posi's are position from leader and (how wide the horse was at that position)

NoHorse	Plc	Mar	800 Posi	400 Posi	Time	3rd Qtr	4th Qt
5 FOREGONE CONCLUSION	1	0.0m	0.0m (0)	0.0m (0)	2:04.08	29.30s	29.60s
7 BLACK TUXEDO	2	1.3m	7.6m (1)	3.4m (2)	2:04.18	28.99s	29.45s
4 TOPHUT JOHNY	3	6.7m	4.2m (0)	5.2m (0)	2:04.57	29.37s	29.71s
8 LORIMERMAJOR	4	8.5m	12.6m (0)	14.4m (1)	2:04.72	29.43s	29.17s
11 ADMIRALOFTHEFLEET	5	8.7m	17.6m (0)	18.6m (0)	2:04.73	29.38s	28.87s
6 SASSCILIAN	6	18.6m	2.8m (1)	1.6m (1)	2:05.47	29.21s	30.85s
10 OUR CHEEKY DEVIL	7	22.1m	20.0m (1)	24.2m (1)	2:05.73	29.61s	29.45s
9 FRANCESCO	8	26.0m	16.0m (1)	20.0m (1)	2:06.02	29.59s	30.04s
2 MICTON MOUSE	9	30.3m	12.0m (1)	16.0m (2)	2:06.34	29.59s	30.65s
1 RIGHTEOUSLY	10	30.5m	8.6m (0)	12.6m (0)	2:06.36	29.59s	30.92s

Finish Position and metres gained

First Arrow shows distance gain/loss from 2nd Qtr to 3rd Qtr, Second Arrow shows distance gain/loss from 3rd Qtr to Finish Blue arrow indicates best gain in these quarters.



800

Visual positions in race at 2nd Quarter



400

Visual positions in race at 3rd Quarter



Powered by



Harness Analyser

Sectional Analysis Software

Not just form | Free Trial

www.facebook.com/PJHarnessRacing



RISE Digital, Harness Racing Australia nor the provider accepts any responsibility for the completeness or accuracy of any of the information contained herein, and makes no representations about its suitability for any particular purpose. Users should make their own judgements about those matters and/or seek independent advice. You assume all risks associated with use of data provided on this page

Kilmore Race 6 Distance 1690m

Thursday, 12 September 2024

Gross Time: 2:06.80 MileRate: 2:00.80 LeadTime: 5.40s First Qtr: 29.60s Second Qtr: 32.80s Third Qtr: 29.70s Fourth Qtr: 29.30s

DATA TABLE: 800 / 400 Posi's are position from leader and (how wide the horse was at that position)

No	Horse	Plc	Mar	800 Posi	400 Posi	Time	3rd Qtr	4th Qt
2	TERROROAN	1	0.0m	0.0m (0)	0.0m (0)	2:06.81	29.70s	29.30s
1	JOEYS HANGOVER	2	0.5m	4.0m (0)	4.6m (0)	2:06.86	29.74s	29.00s
8	CONSPIRATOR	3	3.8m	8.0m (0)	9.0m (0)	2:07.10	29.77s	28.92s
4	LOTAKEVI	4	6.0m	10.4m (1)	4.6m (2)	2:07.26	29.28s	29.40s
3	SPECULATOR	5	7.2m	2.0m (1)	1.8m (1)	2:07.35	29.69s	29.69s
9	JAY BEE	6	9.0m	14.6m (1)	9.0m (2)	2:07.48	29.29s	29.30s
11	AVEIRO	7	10.2m	19.6m (1)	13.4m (2)	2:07.56	29.24s	29.07s
10	JOHN VINCENT	8	12.3m	12.2m (0)	11.8m (1)	2:07.73	29.67s	29.34s
6	CARUSO STAR	9	12.6m	6.4m (1)	7.6m (1)	2:07.75	29.79s	29.66s
7	FAVOURITEHIGHLIGHT	10	13.5m	24.4m (1)	16.8m (1)	2:07.81	29.14s	29.06s

Finish Position and metres gained

First Arrow shows distance gain/loss from 2nd Qtr to 3rd Qtr,
Second Arrow shows distance gain/loss from 3rd Qtr to Finish
Blue arrow indicates best gain in these quarters.



800

Visual positions in race at 2nd Quarter



400

Visual positions in race at 3rd Quarter



Powered by



Harness Analyser

Sectional Analysis Software

Not just form | Free Trial

www.facebook.com/PJHarnessRacing



RISE Digital, Harness Racing Australia nor the provider accepts any responsibility for the completeness or accuracy of any of the information contained herein, and makes no representations about its suitability for any particular purpose. Users should make their own judgements about those matters and/or seek independent advice. You assume all risks associated with use of data provided on this page

Kilmore Race 7 Distance 2180m

Thursday, 12 September 2024

Gross Time: 2:47.80

MileRate: 2:03.90

LeadTime: 44.30s

First Qtr: 30.70s

Second Qtr: 31.40s

Third Qtr: 29.80s

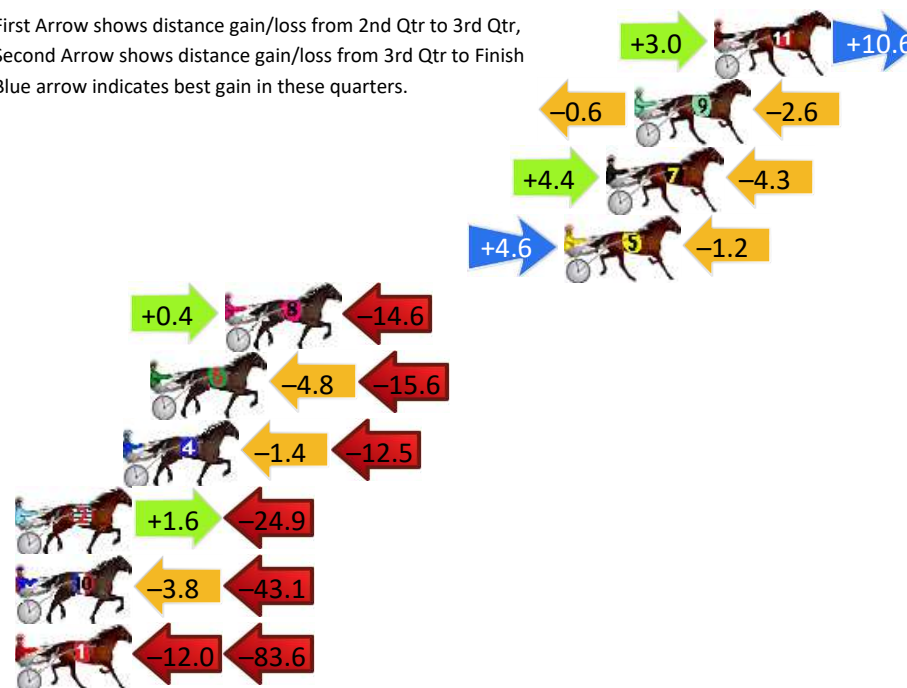
Fourth Qtr: 31.60s

DATA TABLE: 800 / 400 Posi's are position from leader and (how wide the horse was at that position)

No	Horse	Plc	Mar	800 Posi	400 Posi	Time	3rd Qtr	4th Qt
11	TUBS NOW SLIM	1	0.0m	13.6m (1)	10.6m (1)	2:47.84	29.59s	30.77s
9	MANDA KYVALLEY	2	3.2m	0.0m (0)	0.6m (1)	2:48.08	29.84s	31.80s
7	FLOATING MOUNTAIN	3	4.3m	4.4m (0)	0.0m (0)	2:48.16	29.45s	31.94s
5	BALTIC SPIRIT	4	6.0m	9.4m (1)	4.8m (1)	2:48.28	29.45s	31.69s
8	ASTRO	5	19.6m	5.4m (1)	5.0m (0)	2:49.30	29.74s	32.75s
6	AGAINST THE BRIDLE	6	22.6m	2.2m (2)	7.0m (3)	2:49.52	30.13s	32.83s
4	NUCLEAR ATTITUDE	7	23.7m	9.8m (0)	11.2m (0)	2:49.60	29.88s	32.58s
2	DA PREZ	8	42.1m	18.8m (1)	17.2m (1)	2:50.98	29.62s	33.56s
10	SCAR	9	47.3m	0.4m (1)	4.2m (2)	2:51.37	29.99s	34.99s
1	GENTLEMAN SIR	10	110.8m	15.2m (0)	27.2m (0)	2:56.10	30.53s	38.17s


Finish Position and metres gained

First Arrow shows distance gain/loss from 2nd Qtr to 3rd Qtr,
Second Arrow shows distance gain/loss from 3rd Qtr to Finish
Blue arrow indicates best gain in these quarters.



800

Visual positions in race at 2nd Quarter



400

Visual positions in race at 3rd Quarter



Powered by



Harness Analyser

Sectional Analysis Software

Not just form | Free Trial

www.facebook.com/PJHarnessRacing



RISE Digital, Harness Racing Australia nor the provider accepts any responsibility for the completeness or accuracy of any of the information contained herein, and makes no representations about its suitability for any particular purpose. Users should make their own judgements about those matters and/or seek independent advice. You assume all risks associated with use of data provided on this page

Kilmore Race 8 Distance 2180m

Thursday, 12 September 2024



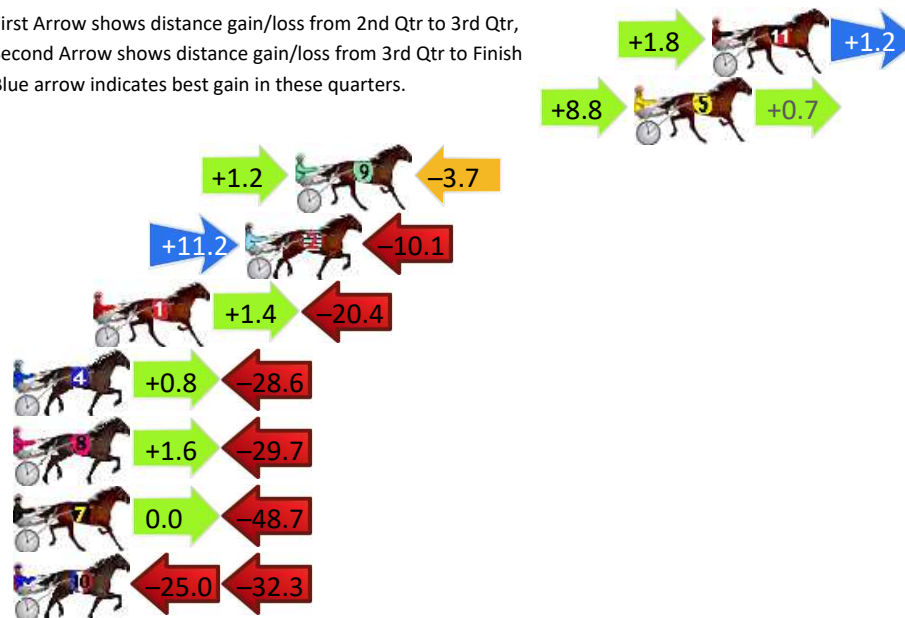
Gross Time: 2:46.50 MileRate: 2:02.90 LeadTime: 43.30s First Qtr: 29.50s Second Qtr: 31.60s Third Qtr: 30.80s Fourth Qtr: 31.30s

DATA TABLE: 800 / 400 Posi's are position from leader and (how wide the horse was at that position)

No	Horse	Plc	Mar	800 Posi	400 Posi	Time	3rd Qtr	4th Qt
11	DOSSIER	1	0.0m	3.0m (1)	1.2m (1)	2:46.51	30.66s	31.21s
5	KYVALLEY PAINT	2	3.1m	12.6m (1)	3.8m (2)	2:46.75	30.12s	31.25s
9	KALARNEY PRINCE	3	16.7m	14.2m (0)	13.0m (1)	2:47.76	30.71s	31.59s
2	CLAUDYS SECRET	4	18.7m	19.8m (0)	8.6m (2)	2:47.91	29.93s	32.09s
1	RUBYS DREAM	5	24.8m	5.8m (0)	4.4m (0)	2:48.36	30.68s	32.89s
4	MAORI DUCHESS	6	36.4m	8.6m (1)	7.8m (1)	2:49.23	30.72s	33.53s
8	ARISTOTLE	7	38.1m	10.0m (0)	8.4m (0)	2:49.36	30.66s	33.61s
7	ESS KAY HOLLYWOOD	8	48.7m	0.0m (0)	0.0m (0)	2:50.15	30.77s	35.09s
10	WALLIS	9	122.3m	65.0m (0)	90.0m (0)	2:55.64	32.71s	33.81s

Finish Position and metres gained

First Arrow shows distance gain/loss from 2nd Qtr to 3rd Qtr, Second Arrow shows distance gain/loss from 3rd Qtr to Finish Blue arrow indicates best gain in these quarters.



Kilmore Race 9 Distance 1690m

Thursday, 12 September 2024



Gross Time: 2:06.80 MileRate: 2:00.80 LeadTime: 5.30s First Qtr: 30.50s Second Qtr: 32.60s Third Qtr: 29.10s Fourth Qtr: 29.30s

DATA TABLE: 800 / 400 Posi's are position from leader and (how wide the horse was at that position)

No	Horse	Plc	Mar	800 Posi	400 Posi	Time	3rd Qtr	4th Qt
6	HAIR RAZOR	1	0.0m	2.6m (1)	0.0m (1)	2:06.83	28.91s	29.30s
5	TOPZAVSKI	2	9.4m	0.0m (0)	0.6m (0)	2:07.53	29.14s	29.94s
10	ICANMOTOR	3	12.9m	15.0m (1)	5.4m (2)	2:07.79	28.40s	29.85s
9	NORTHERN TERROR	4	13.8m	12.2m (0)	13.8m (0)	2:07.85	29.22s	29.30s
11	SELF EXCLUSION	5	14.1m	20.8m (1)	12.0m (2)	2:07.88	28.46s	29.45s
8	BEAU BRONSKI	6	15.0m	8.0m (0)	8.6m (0)	2:07.95	29.14s	29.77s
7	JEDI MIND	7	16.6m	16.4m (0)	15.6m (1)	2:08.06	29.04s	29.37s
1	FRIENDS	8	18.2m	4.0m (0)	4.6m (0)	2:08.18	29.14s	30.29s
2	EAGLES AND INDIANS	9	19.6m	10.6m (1)	11.0m (1)	2:08.28	29.13s	29.93s
4	SILVER DOMINO	10	23.2m	6.4m (1)	6.0m (1)	2:08.55	29.07s	30.55s

Finish Position and metres gained

First Arrow shows distance gain/loss from 2nd Qtr to 3rd Qtr,
Second Arrow shows distance gain/loss from 3rd Qtr to Finish
Blue arrow indicates best gain in these quarters.



Visual positions in race at 2nd Quarter

800



Visual positions in race at 3rd Quarter

400



Powered by



Harness Analyser

Sectional Analysis Software

Not just form | Free Trial

www.facebook.com/PJHarnessRacing



RISE Digital, Harness Racing Australia nor the provider accepts any responsibility for the completeness or accuracy of any of the information contained herein, and makes no representations about its suitability for any particular purpose. Users should make their own judgements about those matters and/or seek independent advice. You assume all risks associated with use of data provided on this page

Kilmore Race 10 Distance 2180m

Thursday, 12 September 2024


Gross Time: 2:49.60 MileRate: 2:05.20 LeadTime: 42.90s First Qtr: 32.20s Second Qtr: 32.50s Third Qtr: 30.30s Fourth Qtr: 31.70s

DATA TABLE: 800 / 400 Posi's are position from leader and (how wide the horse was at that position)

NoHorse	Plc	Mar	800 Posi	400 Posi	Time	3rd Qtr	4th Qt
5 WHATS THE TEA	1	0.0m	3.8m (1)	0.0m (1)	2:49.56	30.01s	31.70s
6 TETRA	2	9.6m	12.6m (0)	9.0m (0)	2:50.27	30.02s	31.75s
7 JANSU	3	12.8m	15.0m (2)	0.0m (2)	2:50.51	29.12s	32.71s
3 XIAOBO	4	13.3m	8.6m (1)	8.6m (2)	2:50.55	30.29s	32.07s
8 GUNSEN ROSIE	5	14.1m	4.6m (0)	5.2m (1)	2:50.61	30.33s	32.40s
2 LUNA	6	14.2m	12.8m (1)	13.0m (1)	2:50.61	30.31s	31.79s
9 COL DU GRANON	7	15.2m	8.4m (0)	9.2m (1)	2:50.69	30.35s	32.17s
4 BROOKIES BABE	8	15.5m	16.8m (0)	15.6m (0)	2:50.71	30.21s	31.69s
1 MASSIF CENTRAL	9	18.3m	0.0m (0)	1.4m (0)	2:50.92	30.38s	33.03s
10 PLAYA DEL CARMEN	10	45.1m	17.2m (1)	16.8m (2)	2:52.92	30.22s	33.93s

Finish Position and metres gained

First Arrow shows distance gain/loss from 2nd Qtr to 3rd Qtr,
Second Arrow shows distance gain/loss from 3rd Qtr to Finish
Blue arrow indicates best gain in these quarters.



800

Visual positions in race at 2nd Quarter



400

Visual positions in race at 3rd Quarter



Powered by



Harness Analyser

Sectional Analysis Software

Not just form | Free Trial

www.facebook.com/PJHarnessRacing



RISE Digital, Harness Racing Australia nor the provider accepts any responsibility for the completeness or accuracy of any of the information contained herein, and makes no representations about its suitability for any particular purpose. Users should make their own judgements about those matters and/or seek independent advice. You assume all risks associated with use of data provided on this page

Kilmore Race 11 Distance 2180m

Thursday, 12 September 2024

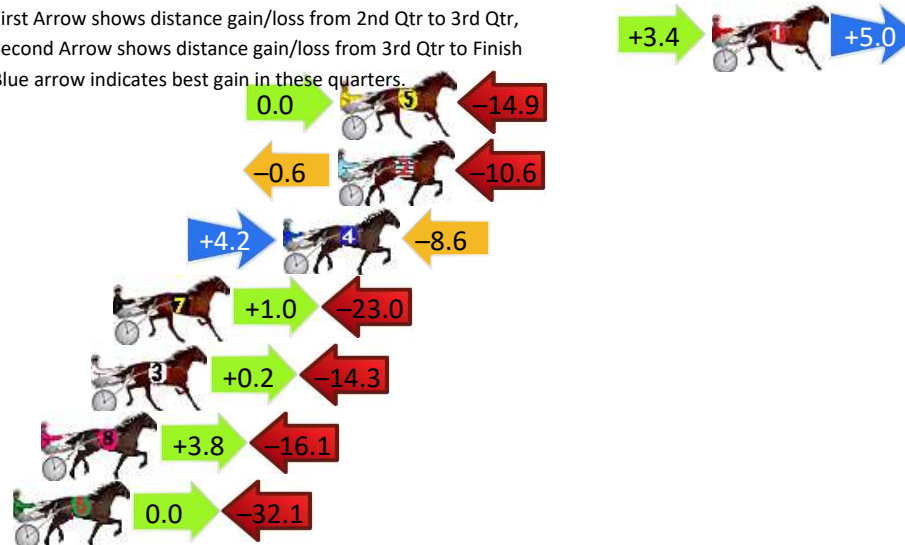
Gross Time: 2:43.80 MileRate: 2:00.90 LeadTime: 42.60s First Qtr: 29.60s Second Qtr: 32.60s Third Qtr: 29.90s Fourth Qtr: 29.10s

DATA TABLE: 800 / 400 Posi's are position from leader and (how wide the horse was at that position)

NoHorse	Plc	Mar	800 Posi	400 Posi	Time	3rd Qtr	4th Qt
1 HANDLER	1	0.0m	8.4m (0)	5.0m (1)	2:43.82	29.65s	28.74s
5 MY WAY	2	14.9m	0.0m (0)	0.0m (0)	2:44.93	29.91s	30.18s
2 BLUE MIKI	3	15.0m	3.8m (0)	4.4m (0)	2:44.94	29.95s	29.87s
4 LENNY LINCOLN	4	17.2m	12.8m (0)	8.6m (0)	2:45.10	29.60s	29.72s
7 ROCKNROLL GRONK	5	24.0m	2.0m (1)	1.0m (1)	2:45.61	29.85s	30.76s
3 YA BOTTOM DOLLAR	6	24.9m	10.8m (1)	10.6m (2)	2:45.67	29.90s	30.13s
8 NOTHING SWEETER	7	26.9m	14.6m (1)	10.8m (1)	2:45.82	29.64s	30.26s
6 WATCH IT HAPPEN	8	38.7m	6.6m (1)	6.6m (2)	2:46.70	29.93s	31.42s

Finish Position and metres gained

First Arrow shows distance gain/loss from 2nd Qtr to 3rd Qtr,
Second Arrow shows distance gain/loss from 3rd Qtr to Finish
Blue arrow indicates best gain in these quarters.



800

Visual positions in race at 2nd Quarter



400

Visual positions in race at 3rd Quarter

