

Kilmore Race 1 Distance 1690m

Thursday, 7 May 2026



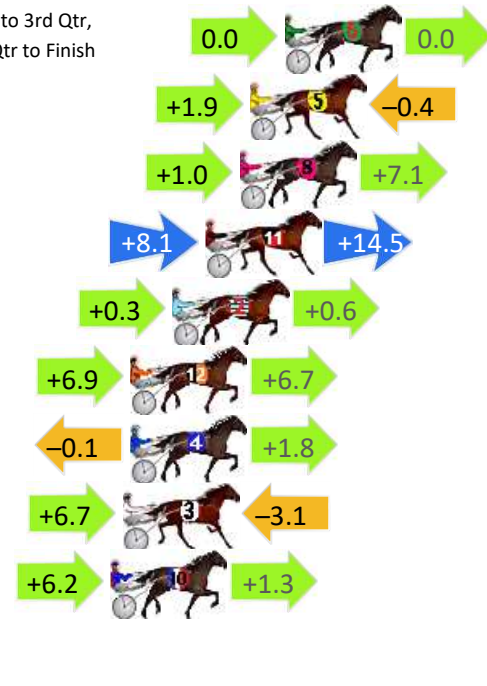
Gross Time: 2:04.00 MileRate: 1:58.10 LeadTime: 5.30s First Qtr: 28.60s Second Qtr: 31.20s Third Qtr: 28.60s Fourth Qtr: 30.30s

DATA TABLE: 800 / 400 Posi's are position from leader and (how wide the horse was at that position)

No	Horse	Plc	Mar	800 Posi	400 Posi	Time	3rd Qtr	4th Qt
6	TREACHEROUSTIMES	1	0.0m	0.0m (0)	0.0m (0)	2:04.00	28.60s	30.30s
5	FREAK OUT	2	1.4m	2.9m (1)	1.0m (1)	2:04.11	28.47s	30.34s
8	MIDNITE DESIRE	3	1.8m	9.9m (0)	8.9m (0)	2:04.14	28.55s	29.79s
11	OUR MYSTERY BET	4	3.2m	25.8m (1)	17.7m (1)	2:04.25	28.06s	29.26s
2	ATOMIC GLORY	5	4.5m	5.4m (0)	5.1m (0)	2:04.36	28.59s	30.29s
12	ELLEEGANT LANE	6	6.2m	19.8m (1)	12.9m (1)	2:04.49	28.14s	29.85s
4	FAKE CULLECTION	7	6.2m	7.9m (1)	8.0m (1)	2:04.49	28.62s	30.21s
3	ARCHAA	8	6.5m	10.1m (2)	3.4m (2)	2:04.52	28.13s	30.57s
10	SHIRALEE	9	7.0m	14.5m (2)	8.3m (2)	2:04.56	28.18s	30.25s
9	JILLIBY DINGO	10	35.7m	15.5m (0)	16.9m (0)	2:06.83	28.74s	31.89s

Finish Position and metres gained

First Arrow shows distance gain/loss from 2nd Qtr to 3rd Qtr, Second Arrow shows distance gain/loss from 3rd Qtr to Finish
Blue arrow indicates best gain in these quarters.



Kilmore Race 2 Distance 2180m

Thursday, 7 May 2026


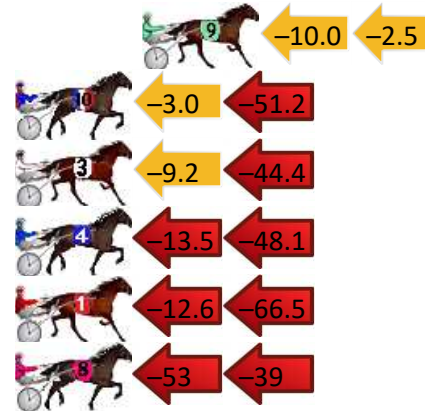
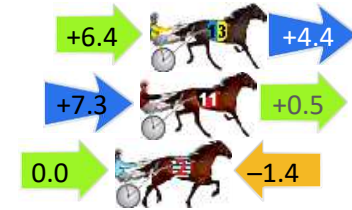
Gross Time: 2:43.20 MileRate: 2:00.50 LeadTime: 41.20s First Qtr: 30.00s Second Qtr: 31.20s Third Qtr: 29.90s Fourth Qtr: 30.90s

DATA TABLE: 800 / 400 Posi's are position from leader and (how wide the horse was at that position)

No	Horse	Plc	Mar	800 Posi	400 Posi	Time	3rd Qtr	4th Qt
13	HELLO POSSUMS	1	0.0m	10.8m (1)	4.4m (1)	2:43.20	29.43s	30.56s
11	WOODVILLE FLYER	2	0.4m	8.2m (2)	0.9m (1)	2:43.23	29.36s	30.87s
2	DIAMONDONTHERO CKS	3	1.4m	0.0m (0)	0.0m (0)	2:43.31	29.90s	31.01s
9	HELENSHOPE	4	22.9m	10.4m (0)	20.4m (2)	2:45.05	30.67s	31.21s
10	LOUBELL	5	58.2m	4.0m (2)	7.0m (0)	2:47.90	30.13s	35.07s
3	ROCKNROLL ROSANNA	6	59.9m	6.3m (1)	15.5m (2)	2:48.04	30.61s	34.57s
4	IMAGUNNARESTNGO	7	63.8m	2.2m (1)	15.7m (1)	2:48.36	30.92s	34.87s
1	SOFT LANDING	8	84.1m	5.0m (0)	17.6m (0)	2:50.00	30.86s	36.37s
8	BETTING ON TASH	9	113.5m	22.1m (0)	74.5m (0)	2:52.37	33.89s	34.44s

Finish Position and metres gained

First Arrow shows distance gain/loss from 2nd Qtr to 3rd Qtr, Second Arrow shows distance gain/loss from 3rd Qtr to Finish Blue arrow indicates best gain in these quarters.



800

Visual positions in race at 2nd Quarter



400

Visual positions in race at 3rd Quarter



Kilmore Race 3 Distance 2180m

Thursday, 7 May 2026



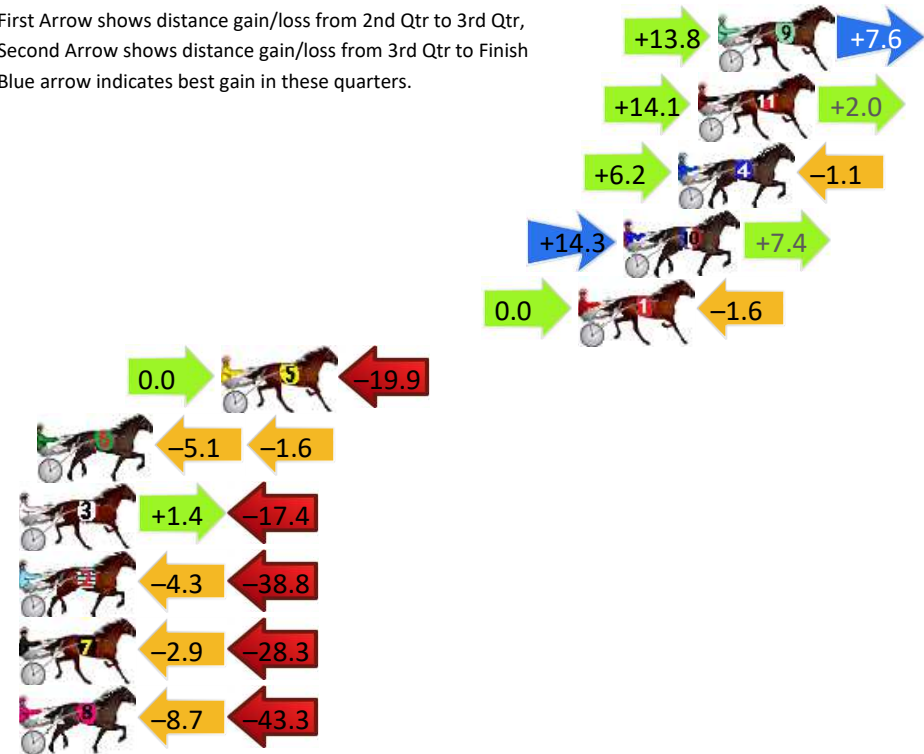
Gross Time: 2:46.80 MileRate: 2:03.10 LeadTime: 43.30s First Qtr: 31.90s Second Qtr: 31.10s Third Qtr: 30.10s Fourth Qtr: 30.40s

DATA TABLE: 800 / 400 Posi's are position from leader and (how wide the horse was at that position)

No	Horse	Plc	Mar	800 Posi	400 Posi	Time	3rd Qtr	4th Qt
9	PARIS JAMILLA	1	0.0m	21.4m (1)	7.6m (2)	2:46.80	29.07s	29.83s
11	CALABASAS	2	0.8m	16.9m (1)	2.8m (2)	2:46.86	29.05s	30.25s
4	MAJESTIC CHARMA	3	1.6m	6.7m (1)	0.5m (1)	2:46.93	29.63s	30.49s
10	TIPPLE TIME	4	3.8m	25.5m (1)	11.2m (2)	2:47.10	29.04s	29.86s
1	SABIHALIL	5	5.6m	4.0m (0)	4.0m (0)	2:47.25	30.10s	30.55s
5	STRAIGHT TO THETOP	6	19.9m	0.0m (0)	0.0m (0)	2:48.38	30.10s	31.98s
6	LOVE ME AGAIN	7	27.3m	20.6m (0)	25.7m (1)	2:48.97	30.49s	30.64s
3	IMABOGANBOY	8	28.1m	12.1m (1)	10.7m (1)	2:49.04	30.00s	31.83s
2	JAKEE BOY	9	52.1m	9.0m (0)	13.3m (0)	2:50.95	30.43s	33.55s
7	IN HIGH PLACES	10	64.6m	33.4m (0)	36.3m (0)	2:51.94	30.33s	32.81s
8	FAR AS POSSIBLE	11	67.2m	15.2m (0)	23.9m (0)	2:52.15	30.76s	33.95s

Finish Position and metres gained

First Arrow shows distance gain/loss from 2nd Qtr to 3rd Qtr, Second Arrow shows distance gain/loss from 3rd Qtr to Finish. Blue arrow indicates best gain in these quarters.



Kilmore Race 4 Distance 1690m

Thursday, 7 May 2026



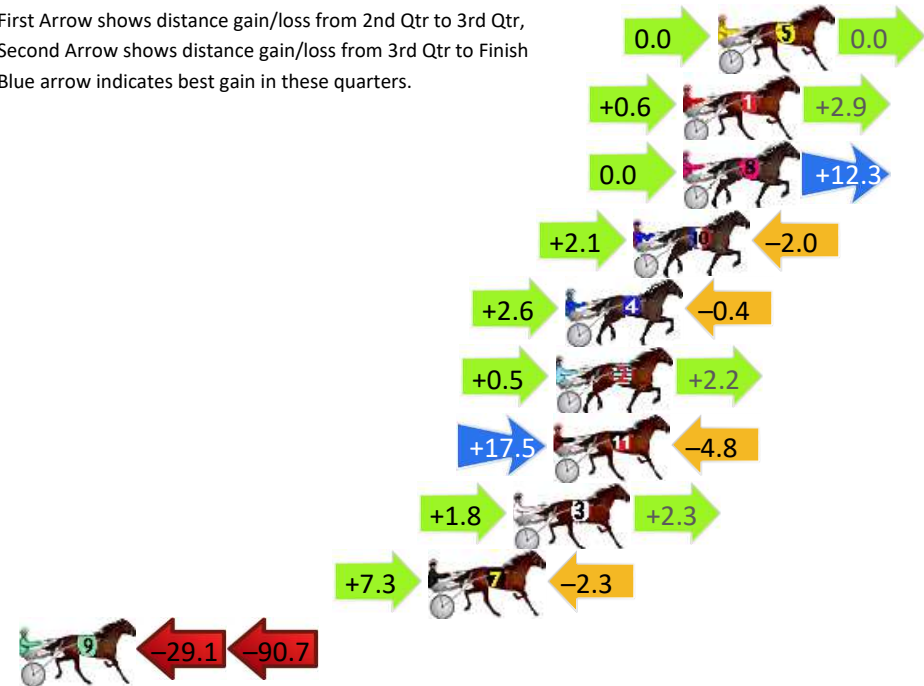
Gross Time: 2:09.20 MileRate: 2:03.00 LeadTime: 5.50s First Qtr: 31.20s Second Qtr: 30.80s Third Qtr: 30.60s Fourth Qtr: 31.10s

DATA TABLE: 800 / 400 Posi's are position from leader and (how wide the horse was at that position)

No	Horse	Plc	Mar	800 Posi	400 Posi	Time	3rd Qtr	4th Qt
5	MASSIF CENTRAL	1	0.0m	0.0m (0)	0.0m (0)	2:09.20	30.60s	31.10s
1	PLAYA DEL CARMEN	2	1.4m	4.9m (0)	4.3m (0)	2:09.31	30.56s	30.88s
8	LITTLE TEDEY	3	1.4m	13.7m (0)	13.7m (0)	2:09.31	30.61s	30.16s
10	ALLWATFUNJINGLES	4	3.4m	3.5m (1)	1.4m (1)	2:09.48	30.44s	31.27s
4	KALARNEY PRINCE	5	6.1m	8.3m (1)	5.7m (1)	2:09.70	30.40s	31.16s
2	TENSION SEEKER	6	6.5m	9.2m (0)	8.7m (0)	2:09.73	30.57s	30.96s
11	KYVALLEY MISTY	7	6.6m	19.3m (2)	1.8m (2)	2:09.74	29.27s	31.50s
3	MISS AVENGER	8	8.2m	12.3m (1)	10.5m (1)	2:09.87	30.47s	30.96s
7	BET BET HOTSHOT	9	11.6m	16.6m (1)	9.3m (2)	2:10.14	30.05s	31.33s
9	MAJOR MAX	10	269.3m	149.5m (0)	178.6m (0)	2:31.10	32.93s	39.30s

Finish Position and metres gained

First Arrow shows distance gain/loss from 2nd Qtr to 3rd Qtr, Second Arrow shows distance gain/loss from 3rd Qtr to Finish Blue arrow indicates best gain in these quarters.



Kilmore Race 5 Distance 2180m

Thursday, 7 May 2026

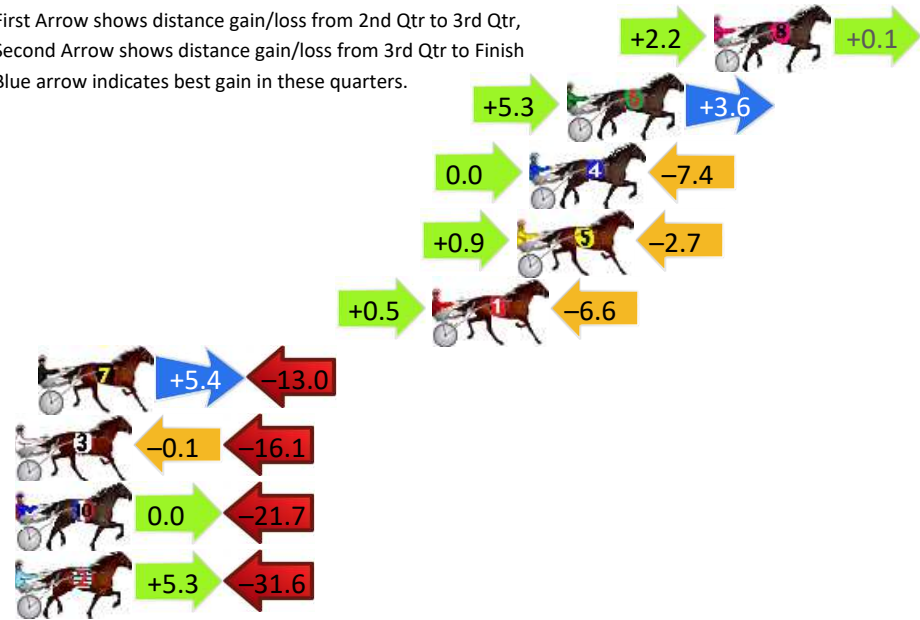
Gross Time: 2:40.90 MileRate: 1:58.80 LeadTime: 42.50s First Qtr: 30.20s Second Qtr: 30.40s Third Qtr: 28.90s Fourth Qtr: 28.90s

DATA TABLE: 800 / 400 Posi's are position from leader and (how wide the horse was at that position)

No	Horse	Plc	Mar	800 Posi	400 Posi	Time	3rd Qtr	4th Qt
8	SOLS ME NAME	1	0.0m	2.3m (1)	0.1m (1)	2:40.90	28.74s	28.89s
6	ALOT LIKE JEANNIE	2	5.9m	14.8m (1)	9.5m (2)	2:41.35	28.52s	28.67s
4	ZOOM ZOOM BOOM	3	7.4m	0.0m (0)	0.0m (0)	2:41.46	28.90s	29.46s
5	PRICILLA	4	7.9m	6.1m (1)	5.2m (1)	2:41.50	28.84s	29.12s
1	ARZALI ROCKSTAR	5	11.3m	5.2m (0)	4.7m (0)	2:41.76	28.87s	29.42s
7	BRIGHTLY BLAZE	6	27.1m	19.5m (0)	14.1m (2)	2:42.96	28.51s	29.95s
3	KUTANI	7	30.1m	13.9m (0)	14.0m (1)	2:43.18	28.90s	30.18s
10	ROCKNLENA	8	31.0m	9.3m (0)	9.3m (0)	2:43.25	28.90s	30.58s
2	TALISKER SKIPPER	9	36.9m	10.6m (1)	5.3m (2)	2:43.70	28.52s	31.32s


Finish Position and metres gained

First Arrow shows distance gain/loss from 2nd Qtr to 3rd Qtr, Second Arrow shows distance gain/loss from 3rd Qtr to Finish
Blue arrow indicates best gain in these quarters.



800

Visual positions in race at 2nd Quarter



400

Visual positions in race at 3rd Quarter



Kilmore Race 6 Distance 1690m

Thursday, 7 May 2026

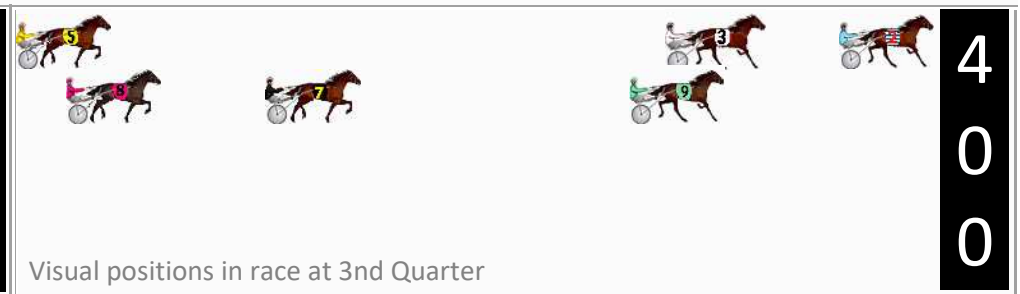

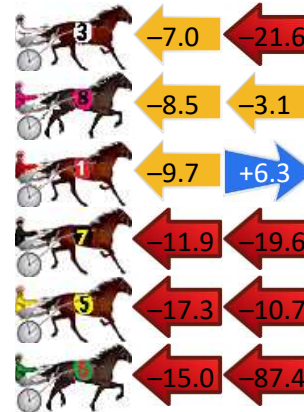
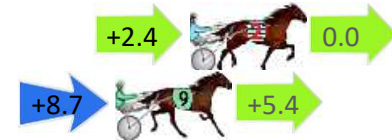
Gross Time: 2:07.90 MileRate: 2:01.80 LeadTime: 5.70s First Qtr: 29.60s Second Qtr: 31.90s Third Qtr: 29.10s Fourth Qtr: 31.60s

DATA TABLE: 800 / 400 Posi's are position from leader and (how wide the horse was at that position)

No	Horse	Plc	Mar	800 Posi	400 Posi	Time	3rd Qtr	4th Qt
2	VICTREE VIC	1	0.0m	2.4m (1)	0.0m (0)	2:07.90	28.93s	31.60s
9	GYM QUEEN	2	3.0m	17.1m (1)	8.4m (1)	2:08.15	28.50s	31.21s
3	DESERT ROYALE	3	28.6m	0.0m (0)	7.0m (0)	2:10.26	29.63s	33.43s
8	AMICA VALLIS	4	34.1m	22.5m (0)	31.0m (1)	2:10.72	29.81s	32.08s
1	EL UNO	5	34.3m	30.9m (1)	40.6m (0)	2:10.73	29.93s	31.37s
7	LARAS DREAM	6	42.6m	11.1m (0)	23.0m (1)	2:11.42	30.03s	33.38s
5	MISS KOMMUNICATION	7	58.4m	30.4m (0)	47.7m (0)	2:12.72	30.50s	32.82s
6	RED KILLARNEY	8	261.4m	159.0m (0)	174.0m (0)	2:29.48	30.73s	40.05s

Finish Position and metres gained

First Arrow shows distance gain/loss from 2nd Qtr to 3rd Qtr, Second Arrow shows distance gain/loss from 3rd Qtr to Finish Blue arrow indicates best gain in these quarters.



Kilmore Race 7 Distance 1690m

Thursday, 7 May 2026

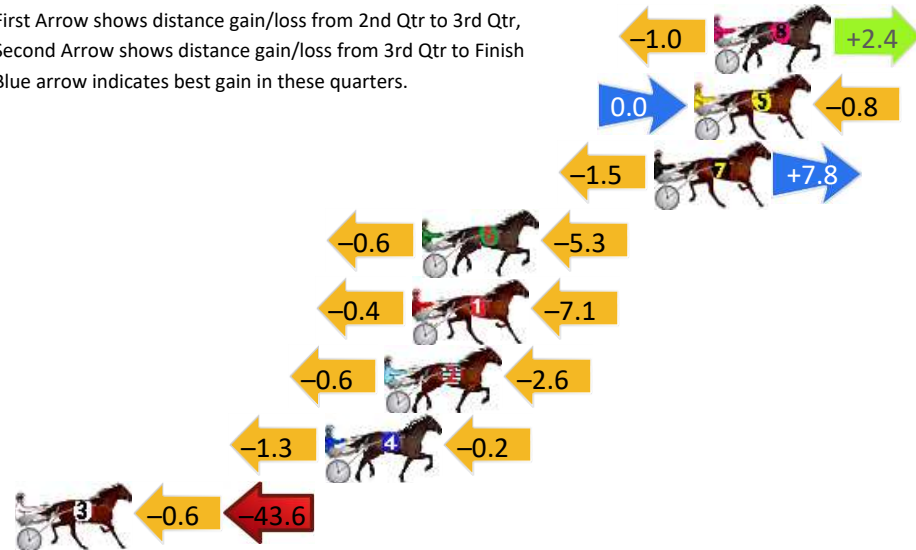
Gross Time: 2:06.10 MileRate: 2:00.10 LeadTime: 5.50s First Qtr: 29.50s Second Qtr: 31.70s Third Qtr: 29.50s Fourth Qtr: 29.90s

DATA TABLE: 800 / 400 Posi's are position from leader and (how wide the horse was at that position)

No	Horse	Plc	Mar	800 Posi	400 Posi	Time	3rd Qtr	4th Qt
8	BULLAPARK BENO	1	0.0m	1.4m (1)	2.4m (1)	2:06.10	29.57s	29.72s
5	PIESRIDINGSHOTGUN	2	0.8m	0.0m (0)	0.0m (0)	2:06.16	29.50s	29.96s
7	DELS DESTINY	3	2.4m	8.7m (0)	10.2m (0)	2:06.29	29.61s	29.34s
6	KYVALLEY ANTHONY	4	11.7m	5.8m (1)	6.4m (1)	2:07.02	29.55s	30.34s
1	BUMPER SERVICE	5	12.1m	4.6m (0)	5.0m (0)	2:07.05	29.53s	30.48s
2	AETOS DYNAMIS	6	13.2m	10.0m (1)	10.6m (1)	2:07.13	29.55s	30.15s
4	WOMAN TO LOVE	7	15.6m	14.1m (1)	15.4m (1)	2:07.32	29.60s	29.99s
3	DEEP LOVE	8	58.8m	14.6m (0)	15.2m (0)	2:10.71	29.55s	33.39s

Finish Position and metres gained

First Arrow shows distance gain/loss from 2nd Qtr to 3rd Qtr, Second Arrow shows distance gain/loss from 3rd Qtr to Finish
Blue arrow indicates best gain in these quarters.



800

Visual positions in race at 2nd Quarter



400

Visual positions in race at 3rd Quarter



Kilmore Race 8 Distance 1690m

Thursday, 7 May 2026

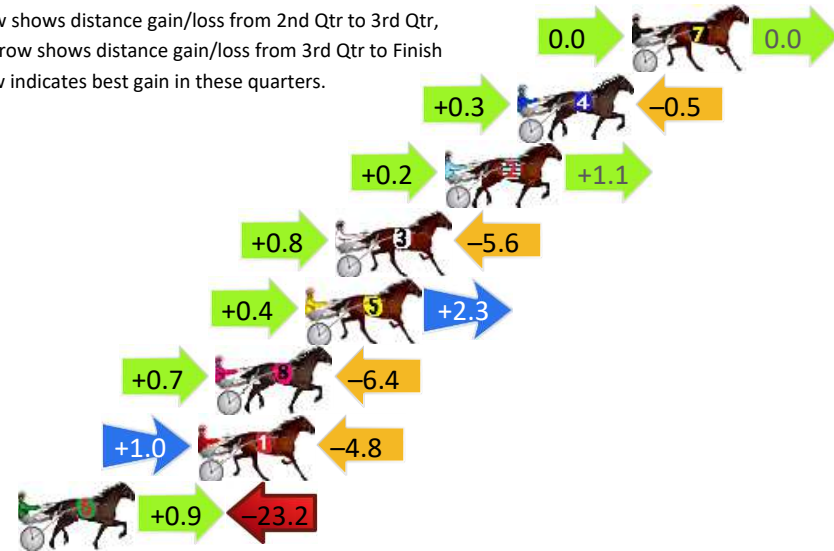
Gross Time: 2:08.00 MileRate: 2:01.90 LeadTime: 5.70s First Qtr: 29.00s Second Qtr: 34.10s Third Qtr: 30.50s Fourth Qtr: 28.70s

DATA TABLE: 800 / 400 Posi's are position from leader and (how wide the horse was at that position)

No	Horse	Plc	Mar	800 Posi	400 Posi	Time	3rd Qtr	4th Qt
7	PRETTYBOY HARRY	1	0.0m	0.0m (0)	0.0m (0)	2:08.00	30.50s	28.70s
4	THE PREACHER	2	4.6m	4.4m (0)	4.1m (0)	2:08.35	30.47s	28.75s
2	HILLWINSOME	3	7.5m	8.8m (0)	8.6m (0)	2:08.57	30.46s	28.64s
3	THATS MY CARDIGAN	4	11.9m	7.1m (1)	6.3m (2)	2:08.90	30.43s	29.14s
5	QUAKE PROOF	5	13.1m	15.8m (1)	15.4m (1)	2:08.99	30.44s	28.55s
8	NOBLE COUNT	6	16.7m	11.0m (1)	10.3m (1)	2:09.26	30.42s	29.20s
1	BROTHER MOUNTAIN	7	17.4m	13.6m (0)	12.6m (0)	2:09.31	30.40s	29.08s
6	SETTLE THE BILL	8	24.6m	2.3m (1)	1.4m (1)	2:09.85	30.43s	30.45s

Finish Position and metres gained

First Arrow shows distance gain/loss from 2nd Qtr to 3rd Qtr, Second Arrow shows distance gain/loss from 3rd Qtr to Finish
Blue arrow indicates best gain in these quarters.



8
0
0

Visual positions in race at 2nd Quarter



4
0
0

Visual positions in race at 3rd Quarter

