

Kilmore Race 1 Distance 2180m

Thursday, 4 June 2026




Gross Time: 2:51.30 MileRate: 2:06.50 LeadTime: 44.70s First Qtr: 32.70s Second Qtr: 32.50s Third Qtr: 29.90s Fourth Qtr: 31.50s

DATA TABLE: 800 / 400 Posi's are position from leader and (how wide the horse was at that position)

No	Horse	Plc	Mar	800 Posi	400 Posi	Time	3rd Qtr	4th Qt
1	JESSICAS STORY	1	0.0m	3.9m (0)	4.3m (0)	2:51.30	29.94s	31.17s
4	BETTOR MAN	2	4.1m	0.0m (0)	0.0m (0)	2:51.64	29.90s	31.84s
3	AT THE DISTANCE	3	6.1m	9.6m (1)	7.0m (1)	2:51.80	29.72s	31.47s
8	WHATS THE TEA	4	6.9m	15.1m (0)	11.8m (0)	2:51.87	29.68s	31.17s
2	SONNYBOY	5	9.8m	8.8m (0)	1.0m (1)	2:52.11	29.32s	32.23s
11	KALARNEY PRINCE	6	11.7m	24.0m (1)	16.7m (1)	2:52.26	29.39s	31.19s
10	I AM HARRO	7	24.8m	19.6m (1)	11.6m (3)	2:53.34	29.33s	32.66s
7	MOONSHINE LOUIE	8	74.4m	30.3m (1)	32.8m (1)	2:57.42	30.15s	35.12s
6	MEGHAN	9	75.7m	20.5m (0)	27.9m (0)	2:57.53	30.51s	35.60s
5	PRO HIBITION	10	84.5m	3.8m (1)	36.3m (0)	2:58.26	32.39s	35.69s
9	JETAWAY SAINT	11	101.4m	14.2m (1)	11.0m (2)	2:59.65	29.69s	39.01s
12	THE RED AVENGER	12	165.6m	99.8m (0)	110.1m (0)	3:04.93	30.88s	36.73s

Finish Position and metres gained

First Arrow shows distance gain/loss from 2nd Qtr to 3rd Qtr, Second Arrow shows distance gain/loss from 3rd Qtr to Finish
Blue arrow indicates best gain in these quarters.



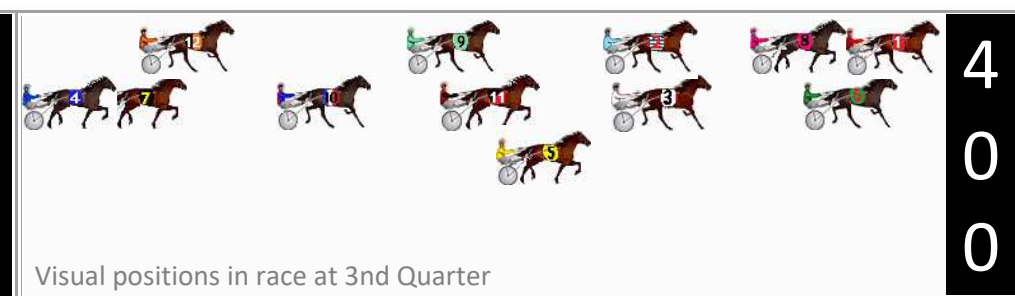

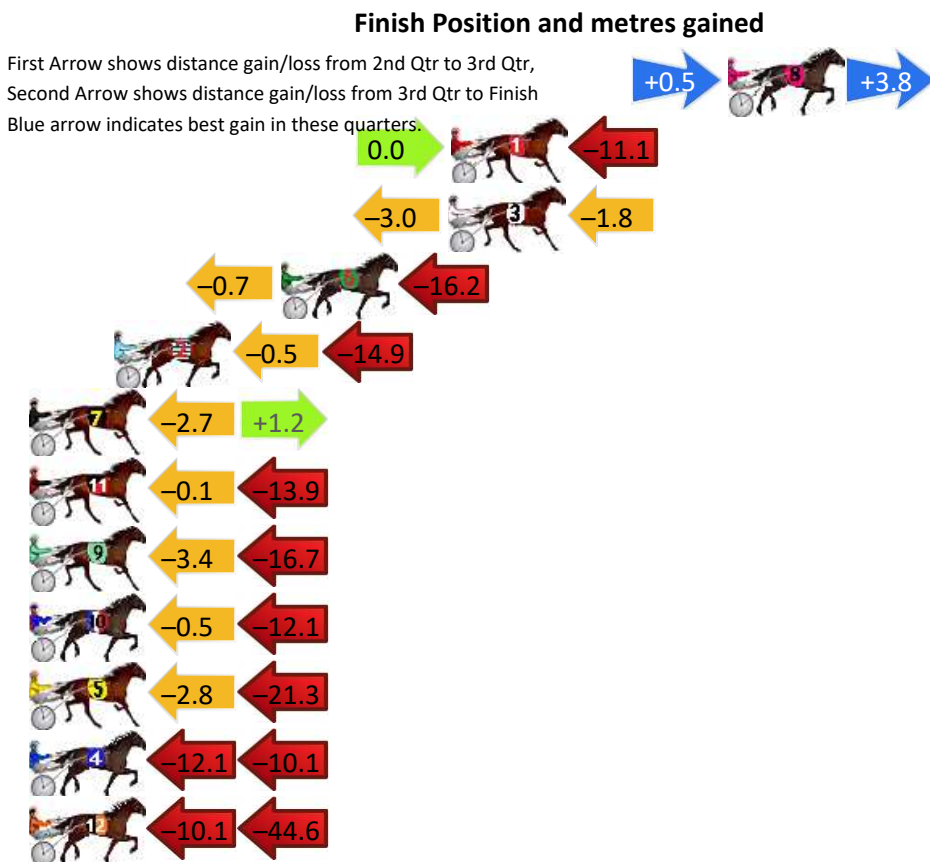
Kilmore Race 2 Distance 2180m

Thursday, 4 June 2026

Gross Time: 2:45.70 MileRate: 2:02.30 LeadTime: 43.20s First Qtr: 31.80s Second Qtr: 32.70s Third Qtr: 29.00s Fourth Qtr: 29.00s

DATA TABLE: 800 / 400 Posi's are position from leader and (how wide the horse was at that position)

No	Horse	Plc	Mar	800 Posi	400 Posi	Time	3rd Qtr	4th Qt
8	ROM BARO	1	0.0m	4.3m (0)	3.8m (0)	2:45.70	28.96s	28.73s
1	BUNGY	2	11.1m	0.0m (0)	0.0m (0)	2:46.54	29.00s	29.84s
3	HEAVENLY FLYER	3	11.2m	6.4m (1)	9.4m (1)	2:46.55	29.21s	29.18s
6	BIG NIK	4	17.9m	1.0m (1)	1.7m (1)	2:47.06	29.05s	30.24s
2	ELLIANA	5	24.6m	9.2m (0)	9.7m (0)	2:47.57	29.04s	30.17s
7	DIAMOND LOU	6	29.0m	27.5m (1)	30.2m (1)	2:47.91	29.19s	29.03s
11	ALL DONE TARA	7	30.2m	16.2m (1)	16.3m (1)	2:48.00	29.01s	30.12s
9	THATS ME AGAIN	8	34.3m	14.2m (0)	17.6m (0)	2:48.31	29.25s	30.34s
10	TAKAO	9	34.9m	22.3m (1)	22.8m (1)	2:48.36	29.04s	30.01s
5	MY ULTIMATE MATEO	10	35.3m	11.2m (1)	14.0m (2)	2:48.39	29.21s	30.68s
4	GOODMORNING MIKI	11	45.8m	23.6m (0)	35.7m (1)	2:49.19	29.88s	29.91s
12	COBARGO MILLY	12	72.9m	18.2m (0)	28.3m (0)	2:51.25	29.73s	32.51s



Kilmore Race 3 Distance 1690m

Thursday, 4 June 2026



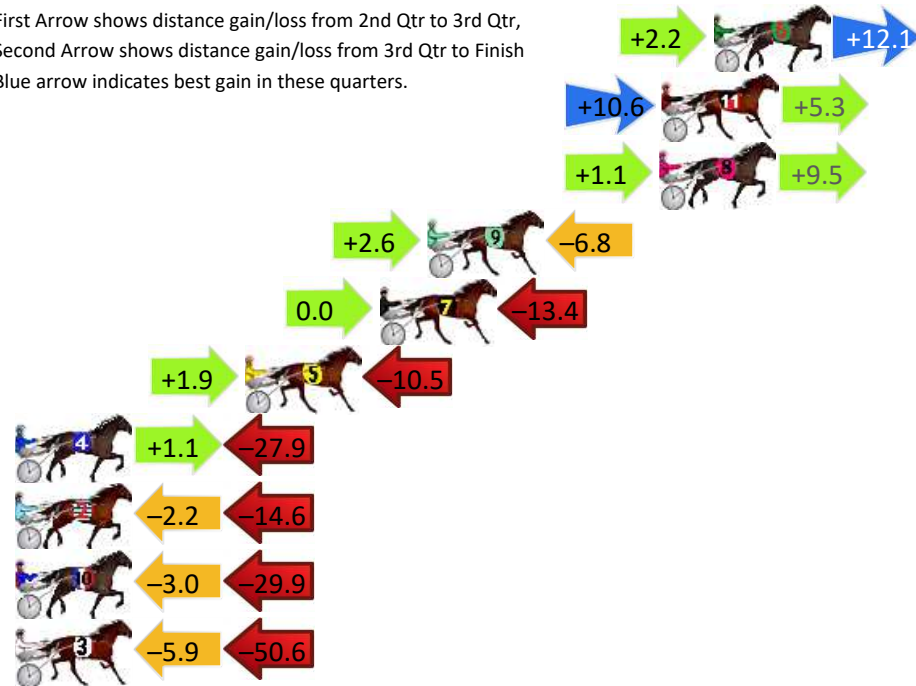
Gross Time: 2:10.30 MileRate: 2:04.10 LeadTime: 5.60s First Qtr: 29.40s Second Qtr: 33.20s Third Qtr: 29.30s Fourth Qtr: 32.80s

DATA TABLE: 800 / 400 Posi's are position from leader and (how wide the horse was at that position)

No	Horse	Plc	Mar	800 Posi	400 Posi	Time	3rd Qtr	4th Qt
6	TE AMO	1	0.0m	14.3m (0)	12.1m (0)	2:10.30	29.19s	31.87s
11	DEEJAY DEX	2	2.1m	18.0m (1)	7.4m (2)	2:10.48	28.56s	32.41s
8	GATESYS MATE	3	2.2m	12.8m (1)	11.7m (1)	2:10.49	29.27s	32.08s
9	WIND STORM	4	11.5m	7.3m (1)	4.7m (1)	2:11.28	29.13s	33.42s
7	PIESRIDINGSHOTGUN	5	13.4m	0.0m (0)	0.0m (0)	2:11.45	29.30s	33.95s
5	KITTY CASH	6	18.8m	10.2m (0)	8.3m (0)	2:11.91	29.20s	33.77s
4	SCAR	7	31.9m	5.1m (0)	4.0m (0)	2:13.03	29.24s	35.22s
2	NORTHERN TRUSCOTT	8	38.0m	21.2m (0)	23.4m (1)	2:13.55	29.56s	34.25s
10	CHAMPAGNE GEMMA	9	86.0m	53.1m (0)	56.1m (0)	2:17.66	29.76s	35.83s
3	SHAQ THE ANVIL	10	150.8m	94.3m (0)	100.2m (0)	2:23.20	30.16s	37.97s

Finish Position and metres gained

First Arrow shows distance gain/loss from 2nd Qtr to 3rd Qtr, Second Arrow shows distance gain/loss from 3rd Qtr to Finish. Blue arrow indicates best gain in these quarters.



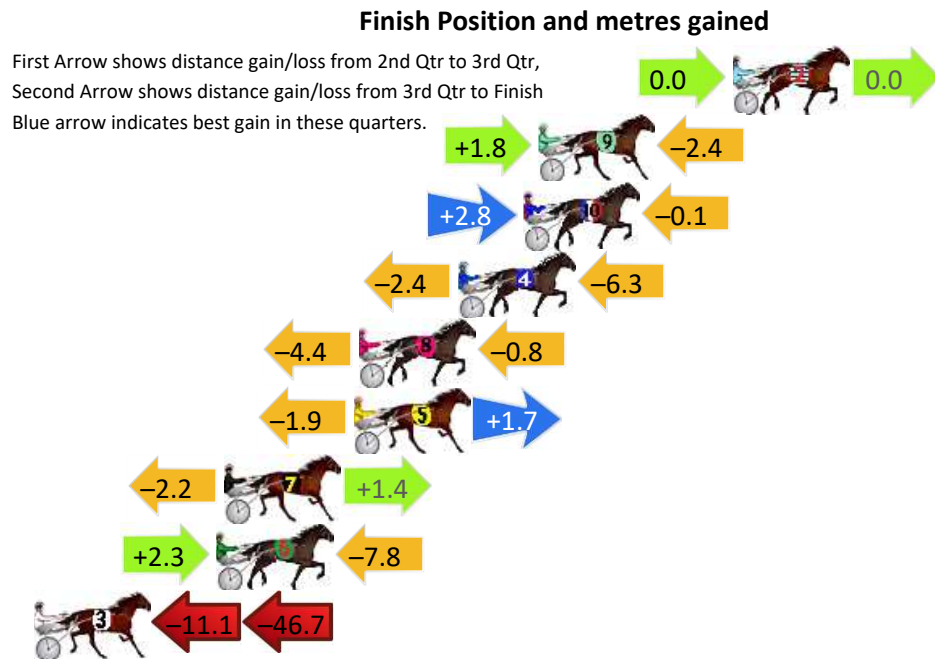
Kilmore Race 4 Distance 2180m

Thursday, 4 June 2026

Gross Time: 2:45.10 MileRate: 2:01.90 LeadTime: 43.60s First Qtr: 30.80s Second Qtr: 31.30s Third Qtr: 28.80s Fourth Qtr: 30.60s


DATA TABLE: 800 / 400 Posi's are position from leader and (how wide the horse was at that position)

No	Horse	Plc	Mar	800 Posi	400 Posi	Time	3rd Qtr	4th Qt
2	ARCHAA	1	0.0m	0.0m (0)	0.0m (0)	2:45.10	28.80s	30.60s
9	MAJOR MAURIE	2	7.8m	7.2m (1)	5.4m (0)	2:45.72	28.69s	30.82s
10	TOBYS SHOUT	3	8.4m	11.1m (1)	8.3m (2)	2:45.77	28.62s	30.66s
4	FAVOURITEHIGHLIGHT	4	11.0m	2.3m (1)	4.7m (1)	2:45.98	28.98s	31.14s
8	TEX GOES BANG	5	15.0m	9.8m (0)	14.2m (1)	2:46.30	29.14s	30.76s
5	OUR TRUE COLOURS	6	15.2m	15.0m (0)	16.9m (2)	2:46.32	28.98s	30.57s
7	TASMA FLASH	7	20.4m	19.6m (1)	21.8m (2)	2:46.73	29.01s	30.62s
6	LINE UP JACQUIE	8	20.7m	15.2m (1)	12.9m (2)	2:46.76	28.67s	31.31s
3	BOSS MAJOR	9	63.0m	5.2m (0)	16.3m (0)	2:50.14	29.63s	34.44s



800

Visual positions in race at 2nd Quarter



400

Visual positions in race at 3rd Quarter



Kilmore Race 5 Distance 1690m

Thursday, 4 June 2026




Gross Time: 2:09.80 MileRate: 2:03.60 LeadTime: 5.60s First Qtr: 29.70s Second Qtr: 32.60s Third Qtr: 30.40s Fourth Qtr: 31.50s

DATA TABLE: 800 / 400 Posi's are position from leader and (how wide the horse was at that position)

No	Horse	Plc	Mar	800 Posi	400 Posi	Time	3rd Qtr	4th Qt
7	ALLWATFUNJINGLES	1	0.0m	0.0m (0)	0.0m (0)	2:09.80	30.40s	31.50s
5	MADGE EGAN	2	3.5m	6.1m (1)	1.6m (1)	2:10.09	30.06s	31.66s
2	LAVENGERS BOY	3	6.4m	13.3m (1)	4.3m (2)	2:10.33	29.73s	31.70s
6	ATEGO DAWN	4	8.1m	13.2m (0)	7.4m (1)	2:10.47	29.96s	31.60s
4	BET BET HOTSHOT	5	9.7m	4.5m (0)	3.9m (0)	2:10.60	30.36s	32.00s
3	MISS AVENGER	6	11.2m	18.1m (1)	9.1m (2)	2:10.72	29.74s	31.72s
10	ALDEBARAN DENBAY	7	12.5m	23.0m (1)	14.6m (1)	2:10.83	29.79s	31.40s
1	JUNGLE SPIDER	8	13.4m	8.5m (0)	8.6m (0)	2:10.90	30.42s	31.94s
9	SABIHALIL	9	21.4m	22.5m (0)	16.4m (0)	2:11.56	29.96s	32.00s
8	MAJOR MAX	10	25.5m	30.0m (1)	13.7m (2)	2:11.90	29.19s	32.55s

Finish Position and metres gained

First Arrow shows distance gain/loss from 2nd Qtr to 3rd Qtr, Second Arrow shows distance gain/loss from 3rd Qtr to Finish
Blue arrow indicates best gain in these quarters.



Kilmore Race 6 Distance 1690m

Thursday, 4 June 2026



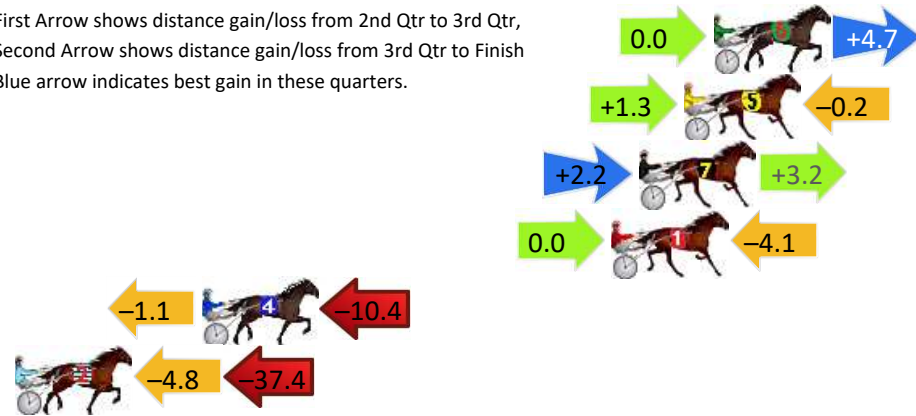
Gross Time: 2:07.90 MileRate: 2:01.80 LeadTime: 5.70s First Qtr: 30.50s Second Qtr: 32.90s Third Qtr: 29.10s Fourth Qtr: 29.70s

DATA TABLE: 800 / 400 Posi's are position from leader and (how wide the horse was at that position)

NoHorse	Plc	Mar	800 Posi	400 Posi	Time	3rd Qtr	4th Qt
6 CLIVES GIRL	1	0.0m	4.7m (0)	4.7m (0)	2:07.90	29.10s	29.36s
5 MISS HERMES	2	1.2m	2.3m (1)	1.0m (1)	2:07.99	29.01s	29.72s
7 QUICK CRUNCH	3	3.0m	8.4m (1)	6.2m (1)	2:08.13	28.95s	29.48s
1 FAKE COLLECTION	4	4.1m	0.0m (0)	0.0m (0)	2:08.22	29.10s	30.02s
4 THE LADYBIRD	5	20.5m	9.0m (0)	10.1m (0)	2:09.50	29.19s	30.56s
2 MAMMALS REASON	6	110.9m	68.7m (0)	73.5m (0)	2:16.53	29.50s	32.96s

Finish Position and metres gained

First Arrow shows distance gain/loss from 2nd Qtr to 3rd Qtr, Second Arrow shows distance gain/loss from 3rd Qtr to Finish Blue arrow indicates best gain in these quarters.



Kilmore Race 7 Distance 1690m

Thursday, 4 June 2026



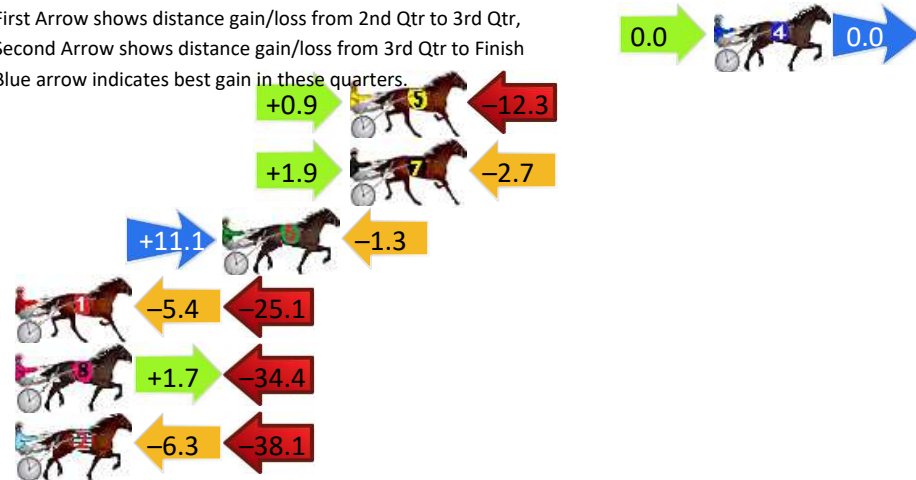
Gross Time: 2:07.00 MileRate: 2:00.90 LeadTime: 5.70s First Qtr: 28.20s Second Qtr: 31.70s Third Qtr: 29.20s Fourth Qtr: 32.20s

DATA TABLE: 800 / 400 Posi's are position from leader and (how wide the horse was at that position)

No	Horse	Plc	Mar	800 Posi	400 Posi	Time	3rd Qtr	4th Qt
4	IJUSTCANTSEEIT	1	0.0m	0.0m (0)	0.0m (0)	2:07.00	29.20s	32.20s
5	KENNYSON	2	14.6m	3.2m (1)	2.3m (1)	2:08.23	29.14s	33.25s
7	KARAKAJACK TOOTH	3	14.6m	13.8m (0)	11.9m (1)	2:08.23	29.10s	32.52s
6	KYVALLEY JAGGER	4	19.7m	29.5m (0)	18.4m (0)	2:08.66	28.46s	32.46s
1	SAINT EYES	5	35.2m	4.7m (0)	10.1m (0)	2:09.96	29.63s	34.39s
8	THATS MY CARDIGAN	6	41.9m	9.2m (1)	7.5m (1)	2:10.52	29.11s	35.15s
2	ATTRACTED	7	111.5m	67.1m (0)	73.4m (0)	2:16.37	29.93s	35.97s

Finish Position and metres gained

First Arrow shows distance gain/loss from 2nd Qtr to 3rd Qtr,
Second Arrow shows distance gain/loss from 3rd Qtr to Finish
Blue arrow indicates best gain in these quarters.



Kilmore Race 8 Distance 2180m

Thursday, 4 June 2026

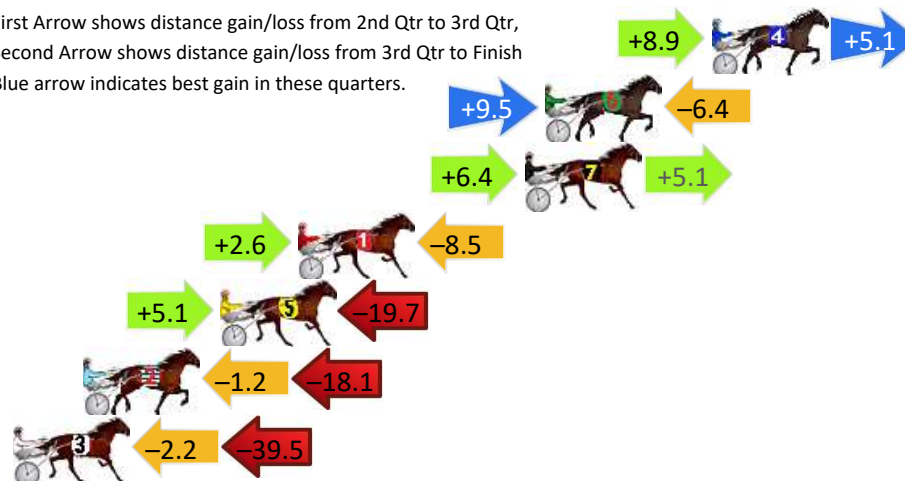
Gross Time: 2:45.00 MileRate: 2:01.80 LeadTime: 42.50s First Qtr: 31.20s Second Qtr: 31.90s Third Qtr: 28.90s Fourth Qtr: 30.50s

DATA TABLE: 800 / 400 Posi's are position from leader and (how wide the horse was at that position)

No	Horse	Plc	Mar	800 Posi	400 Posi	Time	3rd Qtr	4th Qt
4	THEROUX	1	0.0m	14.0m (1)	5.1m (2)	2:45.00	28.27s	30.13s
6	TALISKER SKIPPER	2	6.7m	9.8m (1)	0.3m (2)	2:45.53	28.22s	31.01s
7	MASTER MIKI	3	7.5m	19.0m (1)	12.6m (1)	2:45.60	28.47s	30.17s
1	NORTHERN TERROR	4	16.6m	10.7m (0)	8.1m (1)	2:46.33	28.73s	31.23s
5	TREACHEROUSTIMES	5	19.7m	5.1m (1)	0.0m (1)	2:46.57	28.54s	32.07s
2	PRECIOUS BELLE	6	25.2m	5.9m (0)	7.1m (0)	2:47.01	29.00s	31.99s
3	JINDALEA JACK	7	41.7m	0.0m (0)	2.2m (0)	2:48.33	29.06s	33.66s

Finish Position and metres gained

First Arrow shows distance gain/loss from 2nd Qtr to 3rd Qtr,
Second Arrow shows distance gain/loss from 3rd Qtr to Finish
Blue arrow indicates best gain in these quarters.



800

Visual positions in race at 2nd Quarter



400

Visual positions in race at 3rd Quarter

Kilmore Race 9 Distance 1690m

Thursday, 4 June 2026

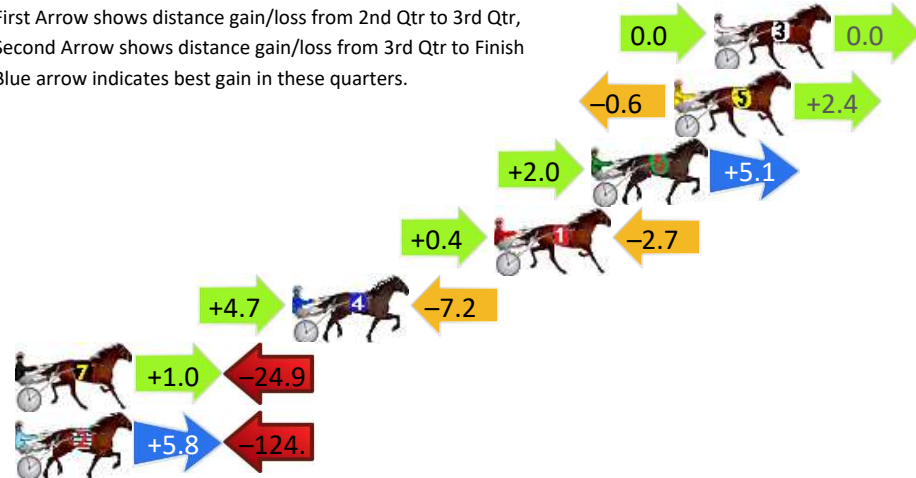
Gross Time: 2:13.80 MileRate: 2:07.40 LeadTime: 5.70s First Qtr: 32.40s Second Qtr: 33.60s Third Qtr: 31.20s Fourth Qtr: 30.90s

DATA TABLE: 800 / 400 Posi's are position from leader and (how wide the horse was at that position)

No	Horse	Plc	Mar	800 Posi	400 Posi	Time	3rd Qtr	4th Qt
3	MISS HOLLY RED	1	0.0m	0.0m (0)	0.0m (0)	2:13.80	31.20s	30.90s
5	REVERAND BOB	2	1.6m	3.4m (1)	4.0m (1)	2:13.93	31.24s	30.72s
6	KYVALLEY REEVA	3	4.9m	12.0m (0)	10.0m (0)	2:14.20	31.04s	30.53s
1	THE PASO DOBLE	4	8.8m	6.5m (0)	6.1m (0)	2:14.51	31.17s	31.14s
4	WAR DAN PHOENIX	5	16.9m	14.4m (1)	9.7m (2)	2:15.17	30.84s	31.52s
7	HEAVENLY GLOW	6	33.8m	9.9m (1)	8.9m (1)	2:16.53	31.12s	32.95s
2	JUST ME AND YOU	7	141.4m	22.7m (0)	16.9m (1)	2:25.23	30.74s	41.02s

Finish Position and metres gained

First Arrow shows distance gain/loss from 2nd Qtr to 3rd Qtr, Second Arrow shows distance gain/loss from 3rd Qtr to Finish
Blue arrow indicates best gain in these quarters.



800

Visual positions in race at 2nd Quarter



400

Visual positions in race at 3rd Quarter

