

# Horsham Race 1 Distance 2200m

Monday, 25 May 2026



Gross Time: 2:51.40 MileRate: 2:05.30 LeadTime: 44.10s First Qtr: 30.40s Second Qtr: 30.90s Third Qtr: 32.30s Fourth Qtr: 33.70s

DATA TABLE: 800 / 400 Posi's are position from leader and (how wide the horse was at that position)


No	Horse	Plc	Mar	800 Posi	400 Posi	Time	3rd Qtr	4th Qt
7	REDBLUENPURPLE	1	0.0m	20.1m (0)	9.6m (2)	2:51.40	31.55s	32.91s
6	HES RUNAWAY BAY	2	1.2m	0.0m (0)	0.0m (0)	2:51.51	32.30s	33.81s
3	MAORIS AVENGER	3	29.4m	14.9m (0)	10.6m (0)	2:53.98	32.03s	35.41s
2	DALAHASTEN	4	32.9m	7.4m (0)	6.5m (0)	2:54.29	32.26s	36.06s
4	MATISOFF	5	50.8m	12.2m (1)	5.7m (1)	2:55.86	31.84s	37.69s
1	LITTLER	6	120.1m	32.6m (0)	25.2m (0)	3:01.94	31.87s	42.17s
5	I AM SKYE CHIOLA	7	200.9m	115.0m (1)	132.9m (1)	3:09.03	34.37s	40.43s

## Finish Position and metres gained

First Arrow shows distance gain/loss from 2nd Qtr to 3rd Qtr, Second Arrow shows distance gain/loss from 3rd Qtr to Finish Blue arrow indicates best gain in these quarters.



Visual positions in race at 2nd Quarter



Visual positions in race at 3rd Quarter



# Horsham Race 2 Distance 2200m

Monday, 25 May 2026



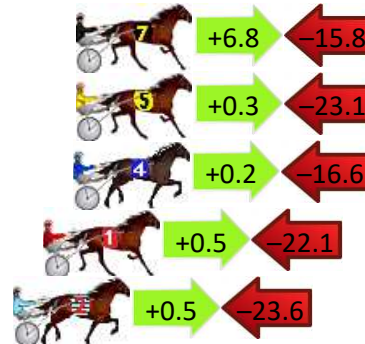
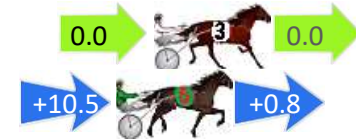
Gross Time: 2:42.70 MileRate: 1:59.00 LeadTime: 42.20s First Qtr: 30.60s Second Qtr: 30.10s Third Qtr: 30.50s Fourth Qtr: 29.30s

DATA TABLE: 800 / 400 Posi's are position from leader and (how wide the horse was at that position)

No	Horse	Plc	Mar	800 Posi	400 Posi	Time	3rd Qtr	4th Qt
3	BUBBLE OVER	1	0.0m	0.0m (0)	0.0m (0)	2:42.70	30.50s	29.30s
6	IMALLATTITUDE	2	1.5m	12.8m (1)	2.3m (2)	2:42.82	29.72s	29.25s
7	FRENCH PLEASURE	3	25.5m	16.5m (1)	9.7m (2)	2:44.66	29.99s	30.54s
5	WATCH HIM DANCE	4	25.5m	2.7m (1)	2.4m (1)	2:44.66	30.48s	31.08s
4	CARAPAZ	5	25.6m	9.2m (0)	9.0m (0)	2:44.67	30.48s	30.60s
1	ALWAYS BENEFITS	6	26.8m	5.2m (0)	4.7m (0)	2:44.76	30.46s	31.01s
2	FIREY STARS	7	31.4m	8.3m (1)	7.8m (1)	2:45.11	30.46s	31.13s

## Finish Position and metres gained

First Arrow shows distance gain/loss from 2nd Qtr to 3rd Qtr, Second Arrow shows distance gain/loss from 3rd Qtr to Finish Blue arrow indicates best gain in these quarters.



# Horsham Race 3 Distance 1700m

Monday, 25 May 2026

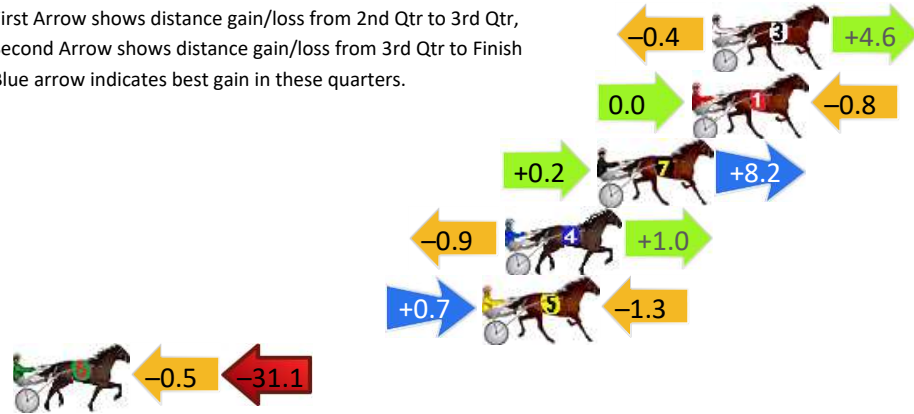
Gross Time: 2:04.00 MileRate: 1:57.40 LeadTime: 6.20s First Qtr: 29.90s Second Qtr: 30.10s Third Qtr: 28.90s Fourth Qtr: 28.90s

DATA TABLE: 800 / 400 Posi's are position from leader and (how wide the horse was at that position)

NoHorse	Plc	Mar	800 Posi	400 Posi	Time	3rd Qtr	4th Qt	
3	OUTBACK QUEENIE	1	0.0m	4.2m (0)	4.6m (0)	2:04.00	28.93s	28.57s
1	KEAYANG HUNGRY	2	0.8m	0.0m (0)	0.0m (0)	2:04.06	28.90s	28.96s
7	AMERICAN ASSASSIN	3	4.6m	13.0m (1)	12.8m (1)	2:04.35	28.89s	28.33s
4	OPTIMAL	4	8.3m	8.4m (0)	9.3m (0)	2:04.63	28.97s	28.86s
5	HUXHAM CHUBB	5	9.2m	8.6m (1)	7.9m (1)	2:04.70	28.86s	29.03s
6	HELLAVA DEAL	6	35.3m	3.7m (1)	4.2m (1)	2:06.68	28.94s	31.28s

## Finish Position and metres gained

First Arrow shows distance gain/loss from 2nd Qtr to 3rd Qtr,  
Second Arrow shows distance gain/loss from 3rd Qtr to Finish  
Blue arrow indicates best gain in these quarters.



8  
0  
0

Visual positions in race at 2nd Quarter



4  
0  
0

Visual positions in race at 3rd Quarter



# Horsham Race 4 Distance 2200m

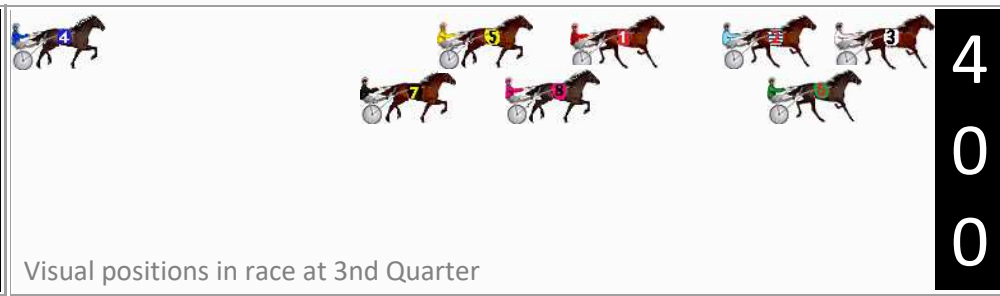

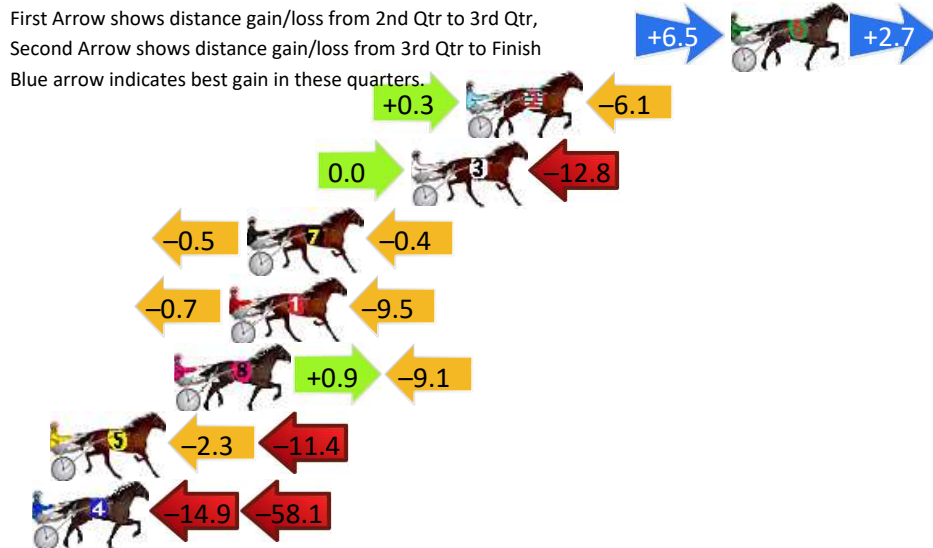
Monday, 25 May 2026

Gross Time: 2:51.20 MileRate: 2:04.60 LeadTime: 46.10s First Qtr: 32.30s Second Qtr: 31.90s Third Qtr: 30.40s Fourth Qtr: 30.50s

DATA TABLE: 800 / 400 Posi's are position from leader and (how wide the horse was at that position)

No	Horse	Plc	Mar	800 Posi	400 Posi	Time	3rd Qtr	4th Qt
6	FREMARKS PEGGY	1	0.0m	9.2m (1)	2.7m (1)	2:51.20	29.91s	30.30s
2	MATTYO	2	10.6m	4.8m (0)	4.5m (0)	2:52.05	30.38s	31.01s
3	CONNIES PRESIDENT	3	12.8m	0.0m (0)	0.0m (0)	2:52.22	30.40s	31.52s
7	RASTAMON	4	19.4m	18.5m (1)	19.0m (1)	2:52.75	30.45s	30.61s
1	ROBERT JOHN	5	20.1m	9.9m (0)	10.6m (0)	2:52.80	30.45s	31.30s
8	SONARMI JOH	6	22.3m	14.1m (1)	13.2m (1)	2:52.98	30.34s	31.28s
5	MY MOTHER SAID	7	27.3m	13.6m (0)	15.9m (0)	2:53.38	30.57s	31.48s
4	THAT OTHER THING	8	172.6m	99.6m (0)	114.5m (0)	3:04.98	31.54s	35.61s

## Finish Position and metres gained



# Horsham Race 5 Distance 2200m

Monday, 25 May 2026

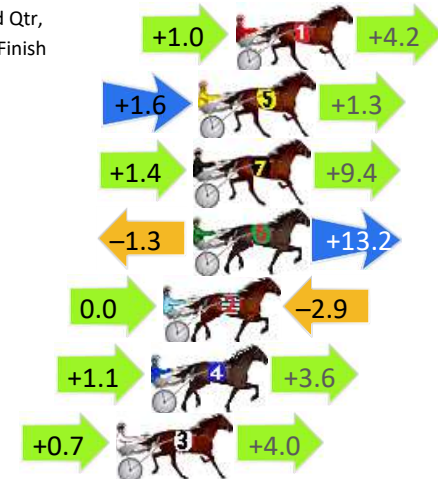
Gross Time: 2:42.50 MileRate: 1:58.90 LeadTime: 43.00s First Qtr: 31.60s Second Qtr: 30.10s Third Qtr: 29.70s Fourth Qtr: 28.10s

DATA TABLE: 800 / 400 Posi's are position from leader and (how wide the horse was at that position)

NoHorse	Plc	Mar	800 Posi	400 Posi	Time	3rd Qtr	4th Qt
1 ONE GOLDEN DEAL	1	0.0m	5.2m (0)	4.2m (0)	2:42.50	29.62s	27.80s
5 RANGER RICK	2	1.5m	4.4m (1)	2.8m (1)	2:42.61	29.58s	28.01s
7 TALLARAS SHADOW	3	1.7m	12.5m (1)	11.1m (1)	2:42.63	29.58s	27.43s
6 JAZZY MELEA	4	1.7m	13.6m (0)	14.9m (1)	2:42.63	29.77s	27.16s
2 SCOOTER LOU	5	2.9m	0.0m (0)	0.0m (0)	2:42.71	29.70s	28.31s
4 BANDIT EYES	6	3.4m	8.1m (1)	7.0m (1)	2:42.75	29.61s	27.85s
3 VINNY ROCK	7	4.8m	9.5m (0)	8.8m (0)	2:42.85	29.63s	27.82s

## Finish Position and metres gained

First Arrow shows distance gain/loss from 2nd Qtr to 3rd Qtr, Second Arrow shows distance gain/loss from 3rd Qtr to Finish  
Blue arrow indicates best gain in these quarters.



800

Visual positions in race at 2nd Quarter



400

Visual positions in race at 3rd Quarter



# Horsham Race 6 Distance 2200m

Monday, 25 May 2026



Gross Time: 2:48.80 MileRate: 2:03.50 LeadTime: 43.70s First Qtr: 32.10s Second Qtr: 31.50s Third Qtr: 31.20s Fourth Qtr: 30.30s

DATA TABLE: 800 / 400 Posi's are position from leader and (how wide the horse was at that position)


NoHorse	Plc	Mar	800 Posi	400 Posi	Time	3rd Qtr	4th Qt
6 POPPY POPSTAR	1	0.0m	0.0m (0)	0.0m (0)	2:48.80	31.20s	30.30s
4 CHAMPAGNES	2	26.5m	5.2m (0)	6.4m (0)	2:50.90	31.29s	31.91s
5 LADY SUSPICIOUS	3	37.6m	9.4m (0)	11.0m (0)	2:51.78	31.31s	32.44s
1 SUPREME DOLL	4	38.3m	13.8m (0)	15.4m (0)	2:51.84	31.31s	32.16s
7 BAARLINEE	5	46.3m	9.9m (1)	11.4m (2)	2:52.47	31.31s	33.10s
8 RASENGAN	6	51.3m	13.7m (1)	17.0m (2)	2:52.87	31.44s	33.07s
3 BETSY ANNE	7	68.5m	5.1m (1)	13.6m (1)	2:54.23	31.85s	34.69s

## Finish Position and metres gained

First Arrow shows distance gain/loss from 2nd Qtr to 3rd Qtr,  
Second Arrow shows distance gain/loss from 3rd Qtr to Finish  
Blue arrow indicates best gain in these quarters.



Visual positions in race at 2nd Quarter



Visual positions in race at 3rd Quarter



# Horsham Race 7 Distance 2200m

Monday, 25 May 2026



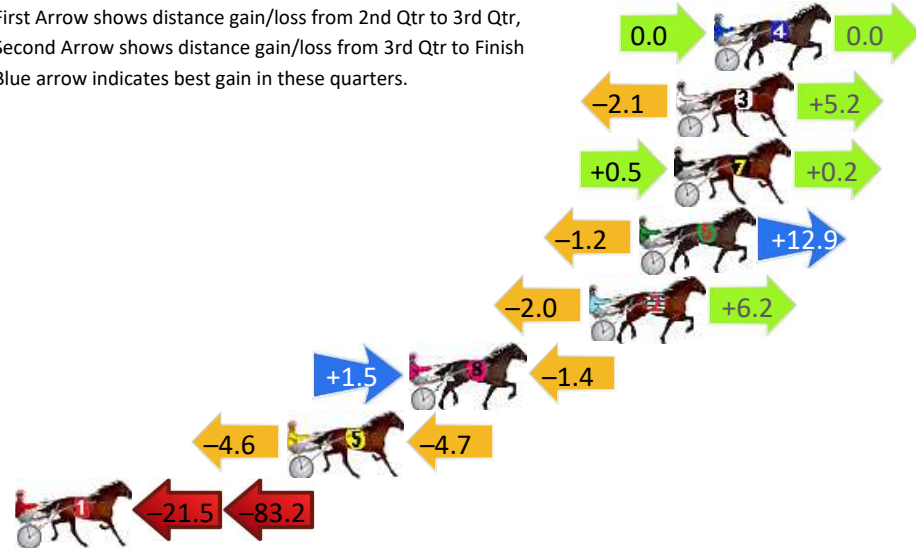
Gross Time: 2:43.30 MileRate: 1:59.40 LeadTime: 42.30s First Qtr: 30.90s Second Qtr: 30.40s Third Qtr: 29.20s Fourth Qtr: 30.50s

DATA TABLE: 800 / 400 Posi's are position from leader and (how wide the horse was at that position)

No	Horse	Plc	Mar	800 Posi	400 Posi	Time	3rd Qtr	4th Qt
4	IMAGINATION ORO	1	0.0m	0.0m (0)	0.0m (0)	2:43.30	29.20s	30.50s
3	MARGARITARI	2	1.5m	4.6m (0)	6.7m (0)	2:43.42	29.37s	30.12s
7	ALWAYS BE TECHY	3	1.6m	2.3m (1)	1.8m (1)	2:43.43	29.17s	30.50s
6	GRINNING REACTOR	4	3.0m	14.7m (0)	15.9m (2)	2:43.54	29.31s	29.56s
2	THE IRISHMAN	5	5.0m	9.2m (0)	11.2m (0)	2:43.70	29.36s	30.07s
8	CEE WHOS BETTOR	6	12.2m	12.3m (1)	10.8m (2)	2:44.27	29.11s	30.67s
5	ROJENBYE	7	17.1m	7.8m (1)	12.4m (1)	2:44.66	29.56s	30.94s
1	CRIME BOSS	8	248.0m	143.3m (0)	164.8m (0)	3:03.10	31.03s	38.07s

## Finish Position and metres gained

First Arrow shows distance gain/loss from 2nd Qtr to 3rd Qtr, Second Arrow shows distance gain/loss from 3rd Qtr to Finish  
Blue arrow indicates best gain in these quarters.



# Horsham Race 8 Distance 1700m

Monday, 25 May 2026

Gross Time: 2:03.40 MileRate: 1:56.90 LeadTime: 6.00s First Qtr: 29.90s Second Qtr: 30.80s Third Qtr: 28.50s Fourth Qtr: 28.20s

DATA TABLE: 800 / 400 Posi's are position from leader and (how wide the horse was at that position)

No	Horse	Plc	Mar	800 Posi	400 Posi	Time	3rd Qtr	4th Qt
8	HAPPILY	1	0.0m	11.1m (1)	9.2m (1)	2:03.40	28.37s	27.55s
7	EYSEALITTLE	2	6.9m	0.0m (0)	0.0m (0)	2:03.91	28.50s	28.71s
2	MISSMALACHITE	3	11.3m	4.4m (0)	3.8m (0)	2:04.24	28.46s	28.77s
5	FIVE CENT	4	15.3m	1.8m (1)	0.4m (1)	2:04.53	28.41s	29.30s
6	LUCKY VINCENT	5	17.0m	15.6m (1)	13.8m (1)	2:04.66	28.37s	28.49s
9	SEASIDE SHOW	6	20.6m	6.3m (1)	5.3m (1)	2:04.93	28.43s	29.36s
3	MODERN JOLT	7	31.3m	14.5m (0)	14.2m (0)	2:05.72	28.47s	29.52s
1	TRYAGAINFREDDY	8	32.8m	8.8m (0)	9.2m (0)	2:05.83	28.53s	29.98s
4	MAJESTIC CHEDDAR	9	97.3m	26.8m (0)	63.9m (0)	2:10.61	31.10s	30.91s

