

# Geelong Race 1 Distance 2100m

Wednesday, 31 January 2024



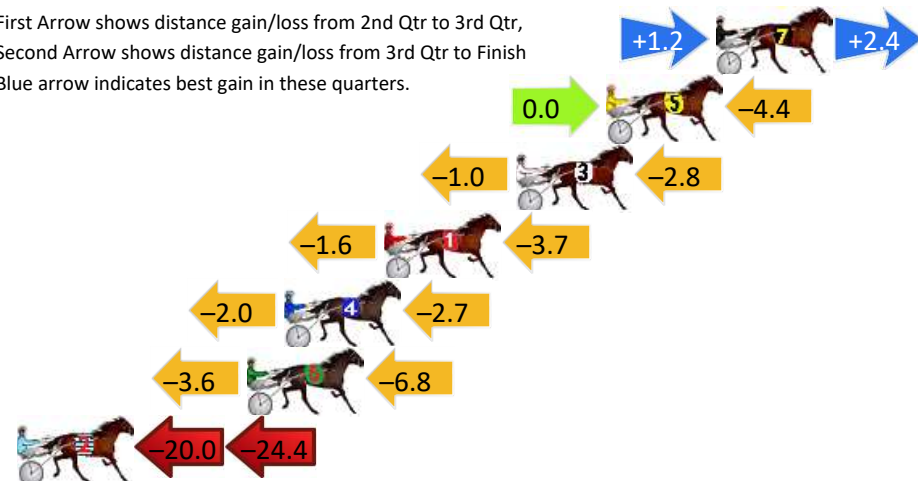
Gross Time: 2:41.70 MileRate: 2:03.90 LeadTime: 36.60s First Qtr: 33.10s Second Qtr: 32.10s Third Qtr: 29.60s Fourth Qtr: 30.30s

DATA TABLE: 800 / 400 Posi's are position from leader and (how wide the horse was at that position)

NoHorse	Plc	Mar	800 Posi	400 Posi	Time	3rd Qtr	4th Qt
7 ROCKFORD PEACH	1	0.0m	3.6m (1)	2.4m (1)	2:41.67	29.51s	30.12s
5 XIAOBO	2	4.4m	0.0m (0)	0.0m (0)	2:42.00	29.60s	30.63s
3 BELLMAC BAMBI	3	8.0m	4.2m (0)	5.2m (0)	2:42.27	29.67s	30.51s
1 SURPRISE TO ME	4	13.3m	8.0m (0)	9.6m (0)	2:42.67	29.72s	30.58s
4 KYVALLEY SURFRIDER	5	17.3m	12.6m (1)	14.6m (0)	2:42.96	29.75s	30.50s
6 KARAS DREAM	6	18.8m	8.4m (1)	12.0m (1)	2:43.08	29.86s	30.81s
2 MACHO MAORI	7	124.4m	80.0m (0)	100.0m (0)	2:50.95	31.07s	32.14s

## Finish Position and metres gained

First Arrow shows distance gain/loss from 2nd Qtr to 3rd Qtr,  
Second Arrow shows distance gain/loss from 3rd Qtr to Finish  
Blue arrow indicates best gain in these quarters.



Powered by  
**PJ**

**Harness Analyser**

Sectional Analysis Software  
Not just form | Free Trial

[www.facebook.com/PJHarnessRacing](https://www.facebook.com/PJHarnessRacing)



RISE Digital, Harness Racing Australia nor the provider accepts any responsibility for the completeness or accuracy of any of the information contained herein, and makes no representations about its suitability for any particular purpose. Users should make their own judgements about those matters and/or seek independent advice. You assume all risks associated with use of data provided on this page

# Geelong Race 2 Distance 1609m

Wednesday, 31 January 2024


Gross Time: 1:57.20 MileRate: 1:57.20 LeadTime: 0.00s First Qtr: 28.00s Second Qtr: 30.40s Third Qtr: 29.30s Fourth Qtr: 29.50s

DATA TABLE: 800 / 400 Posi's are position from leader and (how wide the horse was at that position)

NoHorse	Plc	Mar	800 Posi	400 Posi	Time	3rd Qtr	4th Qt
4 LOCHINVAR CAMILA	1	0.0m	3.8m (1)	3.2m (1)	1:57.20	29.26s	29.27s
2 MARY AUSTIN	2	2.1m	0.0m (0)	0.0m (0)	1:57.32	29.30s	29.65s
9 OSCAR BRAVO	3	3.7m	13.0m (1)	9.0m (0)	1:57.45	29.01s	29.11s
5 INEXORABLE	4	4.0m	21.6m (1)	13.4m (2)	1:57.47	28.70s	28.81s
11 BLACK TUXEDO	5	4.3m	17.6m (1)	8.6m (2)	1:57.49	28.64s	29.18s
6 BEACH HEAVEN	6	5.9m	8.4m (1)	7.0m (1)	1:57.61	29.20s	29.42s
8 OTIS RISING	7	7.2m	13.6m (0)	13.0m (1)	1:57.70	29.26s	29.07s
3 I KNEW NOT WHERE	8	9.3m	4.2m (0)	4.6m (0)	1:57.86	29.33s	29.84s
1 PLAY ALTO	9	23.0m	9.6m (0)	18.8m (0)	1:58.88	29.97s	29.81s

## Finish Position and metres gained

First Arrow shows distance gain/loss from 2nd Qtr to 3rd Qtr,  
Second Arrow shows distance gain/loss from 3rd Qtr to Finish  
Blue arrow indicates best gain in these quarters.



800

Visual positions in race at 2nd Quarter



400

Visual positions in race at 3rd Quarter



Powered by



Harness Analyser

Sectional Analysis Software

Not just form | Free Trial

[www.facebook.com/PJHarnessRacing](https://www.facebook.com/PJHarnessRacing)



RISE Digital, Harness Racing Australia nor the provider accepts any responsibility for the completeness or accuracy of any of the information contained herein, and makes no representations about its suitability for any particular purpose. Users should make their own judgements about those matters and/or seek independent advice. You assume all risks associated with use of data provided on this page

# Geelong Race 3 Distance 2100m

Wednesday, 31 January 2024


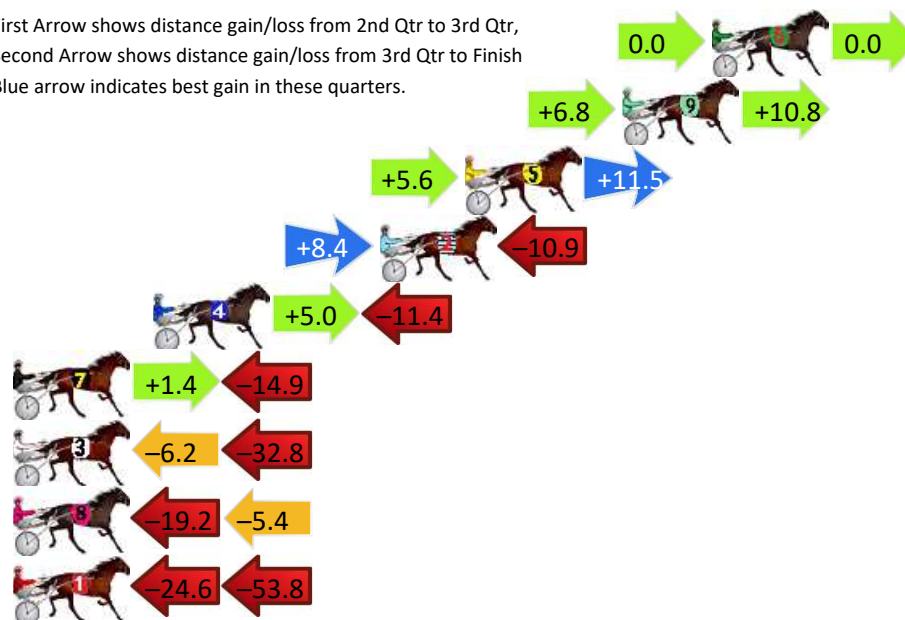
Gross Time: 2:36.50 MileRate: 1:59.90 LeadTime: 36.90s First Qtr: 29.10s Second Qtr: 29.90s Third Qtr: 29.20s Fourth Qtr: 31.40s

DATA TABLE: 800 / 400 Posi's are position from leader and (how wide the horse was at that position)

NoHorse	Plc	Mar	800 Posi	400 Posi	Time	3rd Qtr	4th Qt
6 KEAYANG JIGSAW	1	0.0m	0.0m (0)	0.0m (0)	2:36.46	29.20s	31.40s
9 BLUE MIKI	2	3.6m	21.2m (1)	14.4m (0)	2:36.73	28.72s	30.56s
5 ROCKIN CHARMER	3	9.9m	27.0m (0)	21.4m (0)	2:37.20	28.81s	30.50s
2 ODIN	4	13.3m	10.8m (0)	2.4m (1)	2:37.45	28.54s	32.25s
4 SIR NIPPA	5	22.4m	16.0m (1)	11.0m (1)	2:38.13	28.79s	32.29s
7 BOZANARROW	6	39.5m	26.0m (1)	24.6m (1)	2:39.41	29.05s	32.56s
3 PAD THAI	7	43.4m	4.4m (0)	10.6m (0)	2:39.70	29.58s	33.96s
8 SCATTERSHOT	8	47.2m	22.6m (0)	41.8m (1)	2:39.98	30.63s	31.82s
1 CARRAMAR BULLOCK	9	95.6m	17.2m (0)	41.8m (0)	2:43.59	30.91s	35.60s

## Finish Position and metres gained

First Arrow shows distance gain/loss from 2nd Qtr to 3rd Qtr,  
Second Arrow shows distance gain/loss from 3rd Qtr to Finish  
Blue arrow indicates best gain in these quarters.



# Geelong Race 4 Distance 2100m

Wednesday, 31 January 2024




Gross Time: 2:42.30 MileRate: 2:04.40 LeadTime: 40.50s First Qtr: 31.10s Second Qtr: 31.40s Third Qtr: 29.40s Fourth Qtr: 29.90s

DATA TABLE: 800 / 400 Posi's are position from leader and (how wide the horse was at that position)

No	Horse	Plc	Mar	800 Posi	400 Posi	Time	3rd Qtr	4th Qt
5	HOMONYM	1	0.0m	0.0m (0)	0.0m (0)	2:42.31	29.40s	29.90s
4	INMYDREAMS	2	1.2m	5.0m (1)	5.6m (0)	2:42.40	29.45s	29.57s
6	YOU NO ILL BE LATE	3	9.7m	13.8m (1)	14.4m (2)	2:43.04	29.45s	29.55s
7	GOOD HEART	4	17.2m	9.2m (1)	10.8m (1)	2:43.59	29.51s	30.38s
9	DAQUIRI	5	19.4m	12.4m (0)	16.4m (1)	2:43.75	29.69s	30.12s
8	KHEIRON	6	28.4m	17.0m (0)	19.2m (2)	2:44.43	29.56s	30.58s
3	CHARLIE WALKER	7	29.2m	4.2m (0)	10.8m (0)	2:44.49	29.88s	31.27s
1	ARABELLA SHOWDOWN	8	35.7m	8.4m (0)	17.2m (0)	2:44.97	30.04s	31.28s
2	ALDEBARAN SIMBA	9	154.8m	110.0m (0)	130.0m (0)	2:53.85	30.86s	31.74s

## Finish Position and metres gained

First Arrow shows distance gain/loss from 2nd Qtr to 3rd Qtr, Second Arrow shows distance gain/loss from 3rd Qtr to Finish  
Blue arrow indicates best gain in these quarters.





# Geelong Race 5 Distance 2100m

Wednesday, 31 January 2024

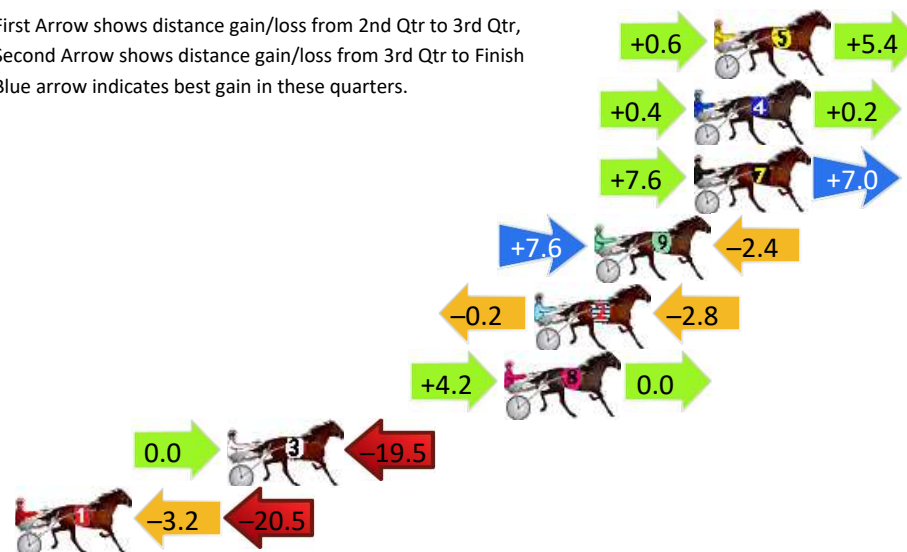
Gross Time: 2:34.60 MileRate: 1:58.50 LeadTime: 33.80s First Qtr: 31.10s Second Qtr: 30.70s Third Qtr: 28.90s Fourth Qtr: 30.10s

DATA TABLE: 800 / 400 Posi's are position from leader and (how wide the horse was at that position)

No	Horse	Plc	Mar	800 Posi	400 Posi	Time	3rd Qtr	4th Qt
5	KEAYANG CEDRIC	1	0.0m	6.0m (1)	5.4m (1)	2:34.64	28.86s	29.70s
4	RAKAJED	2	0.8m	1.4m (1)	1.0m (1)	2:34.71	28.87s	30.09s
7	JILLIBY FLASH	3	0.8m	15.4m (1)	7.8m (2)	2:34.71	28.35s	29.58s
9	HURRIKANE FRANCO	4	4.8m	10.0m (1)	2.4m (2)	2:35.00	28.34s	30.28s
2	WINGATE GUY	5	7.2m	4.2m (0)	4.4m (0)	2:35.18	28.91s	30.31s
8	GWYNETH P	6	8.4m	12.6m (0)	8.4m (0)	2:35.27	28.59s	30.10s
3	JILLIBY JAY SEA	7	19.5m	0.0m (0)	0.0m (0)	2:36.10	28.87s	31.56s
1	HOPES CHOICE	8	32.3m	8.6m (0)	11.8m (1)	2:37.05	29.10s	31.63s

## Finish Position and metres gained

First Arrow shows distance gain/loss from 2nd Qtr to 3rd Qtr,  
Second Arrow shows distance gain/loss from 3rd Qtr to Finish  
Blue arrow indicates best gain in these quarters.



800

Visual positions in race at 2nd Quarter



400

Visual positions in race at 3rd Quarter



Powered by



Harness Analyser

Sectional Analysis Software

Not just form | Free Trial

[www.facebook.com/PJHarnessRacing](http://www.facebook.com/PJHarnessRacing)



RISE Digital, Harness Racing Australia nor the provider accepts any responsibility for the completeness or accuracy of any of the information contained herein, and makes no representations about its suitability for any particular purpose. Users should make their own judgements about those matters and/or seek independent advice. You assume all risks associated with use of data provided on this page

# Geelong Race 6 Distance 1609m

Wednesday, 31 January 2024


Gross Time: 1:56.60 MileRate: 1:56.60 LeadTime: 0.00s First Qtr: 27.50s Second Qtr: 31.80s Third Qtr: 28.40s Fourth Qtr: 29.00s

DATA TABLE: 800 / 400 Posi's are position from leader and (how wide the horse was at that position)

No	Horse	Plc	Mar	800 Posi	400 Posi	Time	3rd Qtr	4th Qt
8	SHEZA DAYDREAMA	1	0.0m	13.2m (1)	10.2m (2)	1:56.60	28.19s	28.26s
10	LE BELLE BIJOUX	2	2.8m	6.2m (1)	7.2m (1)	1:56.82	28.47s	28.68s
6	NAKULA	3	3.5m	1.6m (1)	0.8m (1)	1:56.87	28.34s	29.19s
9	HEAVENLY BRIGADE	4	4.6m	17.8m (1)	15.0m (2)	1:56.96	28.21s	28.25s
5	CHEVRON FLIES	5	6.7m	4.4m (0)	4.6m (0)	1:57.11	28.41s	29.15s
4	MISS HERMES	6	11.2m	14.2m (0)	13.0m (0)	1:57.45	28.32s	28.87s
11	LOTTIE MOON	7	12.8m	22.8m (1)	17.4m (1)	1:57.56	28.02s	28.67s
3	SWEET AGENDA	8	13.0m	0.0m (0)	0.0m (0)	1:57.57	28.39s	29.94s
2	FLORENCEOFKINTAIL	9	79.1m	8.8m (0)	10.8m (1)	2:02.51	28.49s	33.92s

## Finish Position and metres gained

First Arrow shows distance gain/loss from 2nd Qtr to 3rd Qtr,  
Second Arrow shows distance gain/loss from 3rd Qtr to Finish  
Blue arrow indicates best gain in these quarters.



800

Visual positions in race at 2nd Quarter



400

Visual positions in race at 3rd Quarter



Powered by



Harness Analyser

Sectional Analysis Software

Not just form | Free Trial

www.facebook.com/PJHarnessRacing



RISE Digital, Harness Racing Australia nor the provider accepts any responsibility for the completeness or accuracy of any of the information contained herein, and makes no representations about its suitability for any particular purpose. Users should make their own judgements about those matters and/or seek independent advice. You assume all risks associated with use of data provided on this page

# Geelong Race 7 Distance 2100m

Wednesday, 31 January 2024


Gross Time: 2:38.10 MileRate: 2:01.10 LeadTime: 36.00s First Qtr: 31.70s Second Qtr: 32.10s Third Qtr: 28.10s Fourth Qtr: 30.20s

DATA TABLE: 800 / 400 Posi's are position from leader and (how wide the horse was at that position)

No	Horse	Plc	Mar	800 Posi	400 Posi	Time	3rd Qtr	4th Qt
9	LENARD ESS	1	0.0m	8.2m (0)	8.0m (0)	2:38.07	28.11s	29.60s
5	NOTNEGOTIABLE	2	0.1m	0.0m (0)	0.0m (0)	2:38.08	28.10s	30.21s
11	BETTORPATCHMEUP	3	0.2m	15.8m (1)	7.2m (2)	2:38.09	27.50s	29.67s
1	EMER	4	2.0m	4.0m (0)	4.0m (0)	2:38.22	28.11s	30.05s
10	I BET YOU	5	3.0m	11.6m (1)	2.8m (2)	2:38.28	27.46s	30.22s
6	DIEGOS DIAMOND	6	8.5m	12.2m (0)	12.2m (0)	2:38.70	28.11s	29.92s
7	BULLETPROOF KID	7	10.0m	7.0m (1)	10.0m (1)	2:38.82	28.32s	30.20s
12	ROLL WITH RON	8	17.3m	19.8m (1)	13.4m (2)	2:39.36	27.63s	30.49s
13	WATCH IT HAPPEN	9	23.3m	20.8m (0)	14.8m (1)	2:39.81	27.64s	30.84s
8	SHALLOW BEACH	10	28.8m	16.6m (0)	17.4m (0)	2:40.22	28.13s	31.06s
4	CINQUANTA	11	99.1m	2.4m (1)	6.2m (1)	2:45.46	28.13s	37.17s

## Finish Position and metres gained

First Arrow shows distance gain/loss from 2nd Qtr to 3rd Qtr, Second Arrow shows distance gain/loss from 3rd Qtr to Finish Blue arrow indicates best gain in these quarters.



800

Visual positions in race at 2nd Quarter



400

Visual positions in race at 3rd Quarter



Powered by



Harness Analyser

Sectional Analysis Software

Not just form | Free Trial

[www.facebook.com/PJHarnessRacing](http://www.facebook.com/PJHarnessRacing)



RISE Digital, Harness Racing Australia nor the provider accepts any responsibility for the completeness or accuracy of any of the information contained herein, and makes no representations about its suitability for any particular purpose. Users should make their own judgements about those matters and/or seek independent advice. You assume all risks associated with use of data provided on this page

# Geelong Race 8 Distance 1609m

Wednesday, 31 January 2024

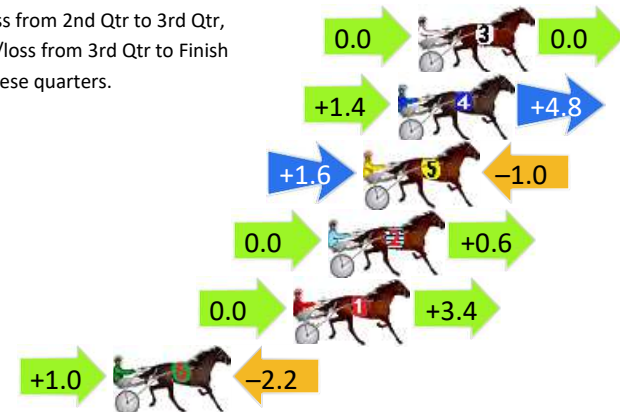
Gross Time: 1:57.80 MileRate: 1:57.80 LeadTime: 0.00s First Qtr: 28.90s Second Qtr: 31.70s Third Qtr: 29.80s Fourth Qtr: 27.50s

DATA TABLE: 800 / 400 Posi's are position from leader and (how wide the horse was at that position)

NoHorse	Plc	Mar	800 Posi	400 Posi	Time	3rd Qtr	4th Qt
3 OURMATEMENKO	1	0.0m	0.0m (0)	0.0m (0)	1:57.80	29.80s	27.50s
4 WOTDIDUSAAAY	2	0.8m	7.0m (1)	5.6m (1)	1:57.88	29.69s	27.17s
5 JOHN MCLEAN	3	2.2m	2.8m (1)	1.2m (1)	1:57.98	29.69s	27.57s
2 MYZARMI	4	3.6m	4.2m (0)	4.2m (0)	1:58.09	29.80s	27.46s
1 BETTER DAY	5	5.0m	8.4m (0)	8.4m (0)	1:58.19	29.79s	27.27s
6 IM SHADOW BOXER	6	12.2m	11.0m (1)	10.0m (1)	1:58.72	29.74s	27.65s

## Finish Position and metres gained

First Arrow shows distance gain/loss from 2nd Qtr to 3rd Qtr,  
Second Arrow shows distance gain/loss from 3rd Qtr to Finish  
Blue arrow indicates best gain in these quarters.



800

Visual positions in race at 2nd Quarter



400

Visual positions in race at 3rd Quarter



Powered by



Harness Analyser

Sectional Analysis Software

Not just form | Free Trial

[www.facebook.com/PJHarnessRacing](https://www.facebook.com/PJHarnessRacing)



RISE Digital, Harness Racing Australia nor the provider accepts any responsibility for the completeness or accuracy of any of the information contained herein, and makes no representations about its suitability for any particular purpose. Users should make their own judgements about those matters and/or seek independent advice. You assume all risks associated with use of data provided on this page



# Geelong Race 9 Distance 2100m

Wednesday, 31 January 2024


Gross Time: 2:35.20 MileRate: 1:58.90 LeadTime: 35.70s First Qtr: 30.80s Second Qtr: 30.50s Third Qtr: 29.70s Fourth Qtr: 28.50s

DATA TABLE: 800 / 400 Posi's are position from leader and (how wide the horse was at that position)

No	Horse	Plc	Mar	800 Posi	400 Posi	Time	3rd Qtr	4th Qt
4	HES FROM HEAVEN	1	0.0m	3.0m (1)	0.0m (1)	2:35.16	29.48s	28.50s
5	BOUT DAMN TIME	2	8.2m	7.8m (1)	4.4m (1)	2:35.77	29.46s	28.77s
2	LOU EASYANA	3	8.8m	4.0m (0)	4.4m (0)	2:35.81	29.74s	28.81s
6	HARRO HILL	4	13.8m	16.0m (1)	12.8m (1)	2:36.19	29.47s	28.57s
9	BLACKINDEED	5	28.5m	12.0m (1)	8.8m (1)	2:37.28	29.50s	29.90s
8	MOTHER OF PEARL	6	28.8m	8.0m (0)	9.2m (0)	2:37.31	29.82s	29.89s
7	COOPER CLEAVER	7	50.3m	20.8m (1)	12.2m (2)	2:38.91	29.13s	31.20s
1	ITS A FUGAZI	8	53.9m	0.0m (0)	0.0m (0)	2:39.17	29.78s	32.32s
3	BIRDIES JOLT	9	59.5m	13.0m (0)	17.8m (0)	2:39.59	30.11s	31.45s

## Finish Position and metres gained

First Arrow shows distance gain/loss from 2nd Qtr to 3rd Qtr,  
Second Arrow shows distance gain/loss from 3rd Qtr to Finish  
Blue arrow indicates best gain in these quarters.



Visual positions in race at 2nd Quarter



Visual positions in race at 3rd Quarter

# Geelong Race 10 Distance 2100m

Wednesday, 31 January 2024

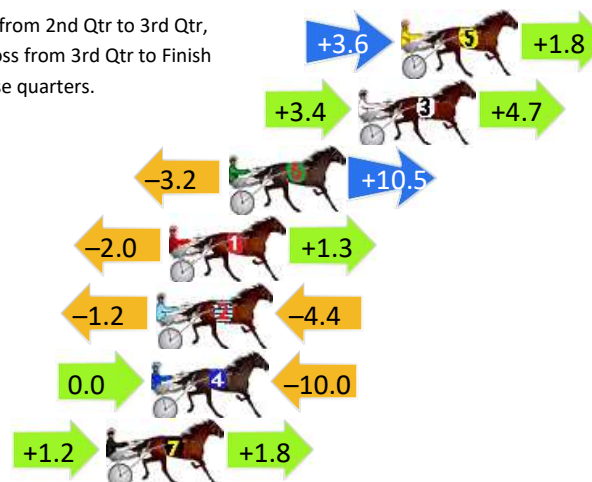
Gross Time: 2:44.20 MileRate: 2:05.80 LeadTime: 38.40s First Qtr: 33.00s Second Qtr: 32.40s Third Qtr: 29.50s Fourth Qtr: 30.90s

DATA TABLE: 800 / 400 Posi's are position from leader and (how wide the horse was at that position)

NoHorse	Plc	Mar	800 Posi	400 Posi	Time	3rd Qtr	4th Qt
5 ALWAYS SKYE HIGH	1	0.0m	5.4m (1)	1.8m (1)	2:44.17	29.23s	30.76s
3 PRIMZ LUCK	2	1.7m	9.8m (1)	6.4m (1)	2:44.28	29.25s	30.54s
6 ROLL WITH ROSCO	3	6.9m	14.2m (1)	17.4m (1)	2:44.68	29.76s	30.09s
1 DOUBLE DOT	4	9.3m	8.6m (0)	10.6m (1)	2:44.86	29.65s	30.80s
2 MAJESTIC JEWEL	5	9.8m	4.2m (0)	5.4m (0)	2:44.90	29.58s	31.24s
4 JAHBELLA	6	10.0m	0.0m (0)	0.0m (0)	2:44.92	29.48s	31.67s
7 SETTLE THE BILL	7	11.8m	14.8m (0)	13.6m (0)	2:45.05	29.41s	30.76s

## Finish Position and metres gained

First Arrow shows distance gain/loss from 2nd Qtr to 3rd Qtr,  
Second Arrow shows distance gain/loss from 3rd Qtr to Finish  
Blue arrow indicates best gain in these quarters.



800

Visual positions in race at 2nd Quarter



400

Visual positions in race at 3rd Quarter



Powered by



Harness Analyser

Sectional Analysis Software

Not just form | Free Trial

[www.facebook.com/PJHarnessRacing](http://www.facebook.com/PJHarnessRacing)



RISE Digital, Harness Racing Australia nor the provider accepts any responsibility for the completeness or accuracy of any of the information contained herein, and makes no representations about its suitability for any particular purpose. Users should make their own judgements about those matters and/or seek independent advice. You assume all risks associated with use of data provided on this page