

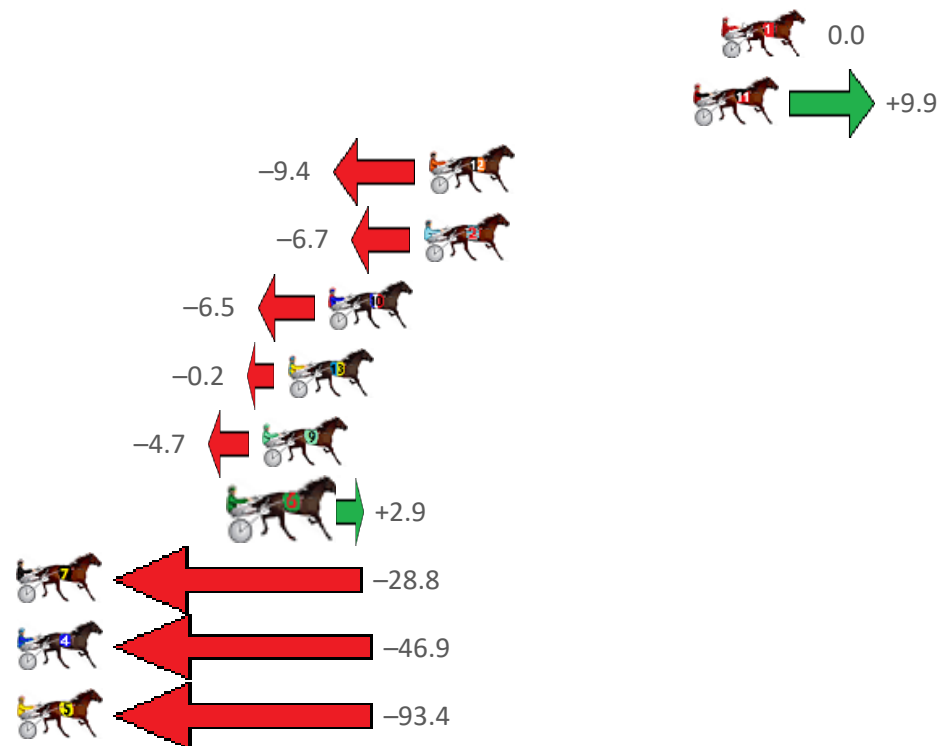
Geelong Race 1 Distance 2100m

Wednesday, 27 September 2023

Gross Time: 2:44.20 MileRate: 2:05.80 LeadTime: 39.50s First Qtr: 31.30s Second Qtr: 31.70s Third Qtr: 31.80s Fourth Qtr: 29.90s

NoHorse	Plc	Mar	800 Posi	400 Posi	Time	3rd Qtr	4th Qtr
1 ALDEBARANSPARTA	1	0.0m	0.0m (0)	0.0m (0)	2:44.15	31.80s	29.85s
11 BLANCO CANYON	2	1.1m	11.0m (2)	2.7m (2)	2:44.23	31.14s	29.72s
12 DONA AMALIA	3	11.6m	2.2m (1)	1.6m (1)	2:45.01	31.75s	30.59s
2 IFIMUST	4	11.8m	5.1m (0)	5.5m (0)	2:45.03	31.82s	30.31s
10 CEEAY MONKEY FAC	5	15.6m	9.1m (0)	10.0m (1)	2:45.32	31.84s	30.26s
13 XIAOBO	6	17.2m	17.0m (1)	10.3m (3)	2:45.43	31.26s	30.34s
9 HEZA GUNSLINGER	7	18.2m	13.5m (0)	12.0m (0)	2:45.51	31.66s	30.29s
6 DESIGNS	8	19.1m	22.0m (1)	11.1m (2)	2:45.56	30.91s	30.41s
7 ORPHAN ANDY	9	35.6m	6.8m (1)	6.6m (1)	2:46.80	31.77s	32.00s
4 WILLS MAVERICK	10	59.3m	12.4m (1)	16.8m (1)	2:48.56	32.11s	32.98s
5 LOVENUS	11	208.6m	115.2m (0)	138.0m (0)	2:59.70	33.30s	34.82s

Finish Position and metres gained from 800m



PJ Harness Analyser

Sectional Analysis Software - Not just a formguide!

www.facebook.com/PJHarnessRacing



RISE Digital, Harness Racing Australia nor the provider accepts any responsibility for the completeness or accuracy of any of the information contained herein, and makes no representations about its suitability for any particular purpose. Users should make their own judgements about those matters and/or seek independent advice. You assume all risks associated with use of data provided on this page

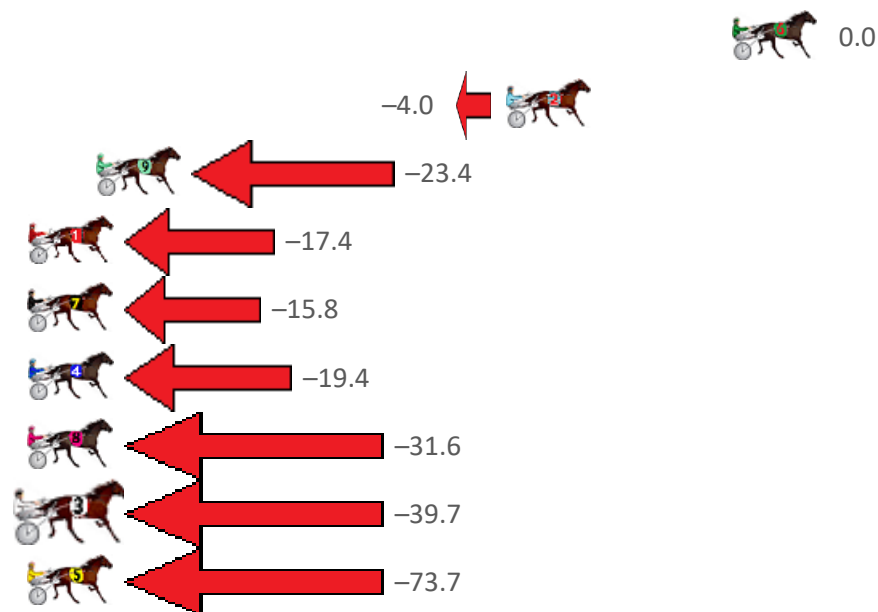
Geelong Race 2 Distance 2100m

Wednesday, 27 September 2023

Gross Time: 2:40.50 MileRate: 2:03.00 LeadTime: 37.80s First Qtr: 32.70s Second Qtr: 31.30s Third Qtr: 28.90s Fourth Qtr: 29.80s

NoHorse	Plc	Mar	800 Posi	400 Posi	Time	3rd Qtr	4th Qtr
6 HIGH STEP	1	0.0m	0.0m (0)	0.0m (0)	2:40.51	28.90s	29.81s
2 DREAMS OF LOVE	2	9.0m	5.0m (0)	5.5m (0)	2:41.18	28.94s	30.08s
9 KYVALLEY MICHAEL	3	25.3m	1.9m (1)	2.3m (1)	2:42.40	28.93s	31.54s
1 SHEZZ A JET	4	34.1m	16.7m (0)	19.2m (0)	2:43.06	29.10s	30.96s
7 LINK IN BIO	5	35.5m	19.7m (1)	25.6m (1)	2:43.16	29.35s	30.60s
4 THE FIERY SUNSET	6	41.7m	22.3m (0)	29.6m (0)	2:43.62	29.46s	30.76s
8 CADENCE LANE	7	46.3m	14.7m (1)	21.0m (2)	2:43.96	29.37s	31.73s
3 CAITHNESS LADY	8	47.7m	8.0m (1)	19.3m (1)	2:44.07	29.73s	31.97s
5 ALDEBARAN CAMPB	9	83.2m	9.5m (0)	8.3m (1)	2:46.72	28.82s	35.42s

Finish Position and metres gained from 800m



PJ Harness Analyser

Sectional Analysis Software – Not just a formguide!

www.facebook.com/PJHarnessRacing



RISE Digital, Harness Racing Australia nor the provider accepts any responsibility for the completeness or accuracy of any of the information contained herein, and makes no representations about its suitability for any particular purpose. Users should make their own judgements about those matters and/or seek independent advice. You assume all risks associated with use of data provided on this page

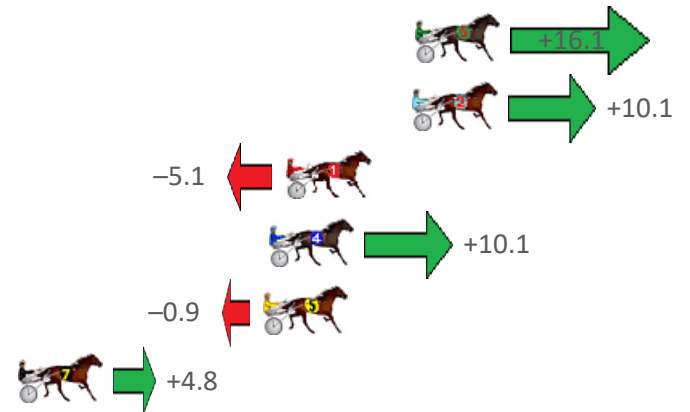
Geelong Race 3 Distance 2100m

Wednesday, 27 September 2023

Gross Time: 2:35.70 MileRate: 1:59.30 LeadTime: 34.80s First Qtr: 31.60s Second Qtr: 30.70s Third Qtr: 28.40s Fourth Qtr: 30.20s

NoHorse	Plc	Mar	800 Posi	400 Posi	Time	3rd Qtr	4th Qtr
6 TWISTING BY	1	0.0m	16.1m (1)	12.1m (1)	2:35.69	28.15s	29.31s
2 BULLETPROOF KID	2	0.1m	10.2m (0)	7.7m (0)	2:35.69	28.24s	29.63s
1 SUNSHINE SAINT	3	5.1m	0.0m (0)	0.0m (0)	2:36.08	28.40s	30.58s
4 BETTER SAINT	4	5.8m	15.9m (0)	15.9m (0)	2:36.13	28.44s	29.47s
5 CALEDONIAN RANGE	5	6.0m	5.1m (0)	1.2m (1)	2:36.14	28.12s	30.56s
7 CALLING BUDDY	6	15.8m	20.6m (1)	22.6m (1)	2:36.87	28.59s	29.73s

Finish Position and metres gained from 800m







Harness Analyser

Sectional Analysis Software – Not just a formguide!

www.facebook.com/PJHarnessRacing



RISE Digital, Harness Racing Australia nor the provider accepts any responsibility for the completeness or accuracy of any of the information contained herein, and makes no representations about its suitability for any particular purpose. Users should make their own judgements about those matters and/or seek independent advice. You assume all risks associated with use of data provided on this page

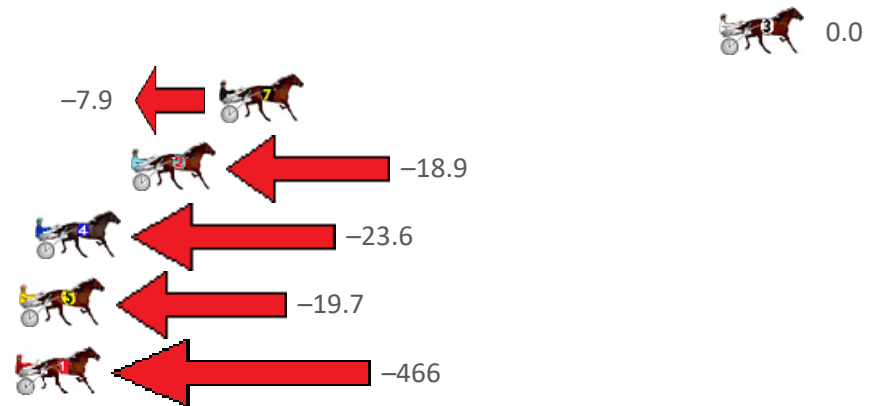
Geelong Race 4 Distance 2100m

Wednesday, 27 September 2023

Gross Time: 2:33.20 MileRate: 1:57.40 LeadTime: 35.10s First Qtr: 30.20s Second Qtr: 30.30s Third Qtr: 28.70s Fourth Qtr: 28.90s

NoHorse	Plc	Mar	800 Posi	400 Posi	Time	3rd Qtr	4th Qtr
3 RUDY GEE	1	0.0m	0.0m (0)	0.0m (0)	2:33.19	28.70s	28.89s
7 JUMPINGJOY	2	19.9m	12.0m (1)	8.9m (0)	2:34.67	28.48s	29.73s
2 PRESCOTT	3	23.4m	4.5m (0)	4.5m (0)	2:34.94	28.70s	30.32s
4 TIME TO TORQUE	4	27.2m	3.6m (1)	4.0m (1)	2:35.22	28.73s	30.64s
5 SPIRIT OF PEARL	5	27.8m	8.1m (1)	8.4m (1)	2:35.26	28.73s	30.36s
1 FINANCIAL BURDEN	6	477.5m	11.8m (0)	317.9m (0)	3:08.80	50.62s	41.74s

Finish Position and metres gained from 800m







Harness Analyser

Sectional Analysis Software – Not just a formguide!

www.facebook.com/PJHarnessRacing



RISE Digital, Harness Racing Australia nor the provider accepts any responsibility for the completeness or accuracy of any of the information contained herein, and makes no representations about its suitability for any particular purpose. Users should make their own judgements about those matters and/or seek independent advice. You assume all risks associated with use of data provided on this page

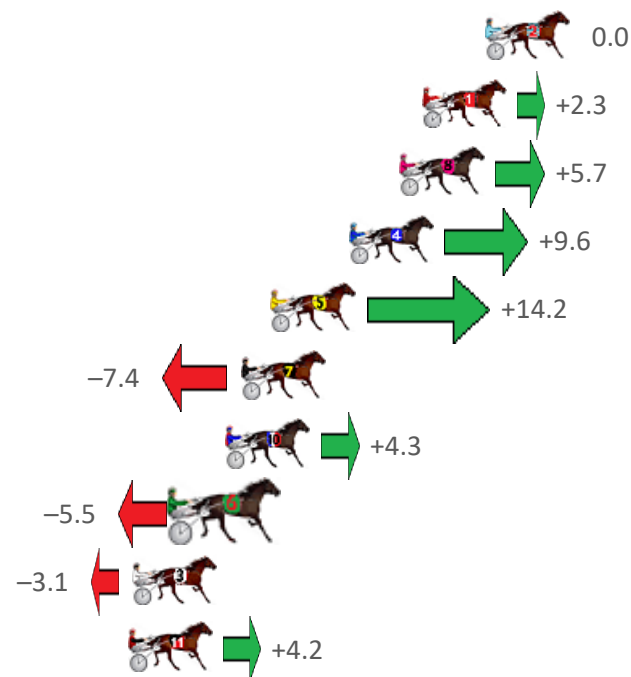
Geelong Race 5 Distance 1609m

Wednesday, 27 September 2023

Gross Time: 1:58.00 MileRate: 1:58.00 LeadTime: 0.00s First Qtr: 29.10s Second Qtr: 30.80s Third Qtr: 30.10s Fourth Qtr: 28.10s

NoHorse	Plc	Mar	800 Posi	400 Posi	Time	3rd Qtr	4th Qtr
2 IMPULSIVE GEORGE	1	0.0m	0.0m (0)	0.0m (0)	1:58.00	30.10s	28.10s
1 ETIZ AMODEL	2	2.5m	4.8m (0)	4.7m (0)	1:58.24	30.08s	28.00s
8 IMA POPSTAR	3	3.4m	9.1m (0)	8.9m (0)	1:58.30	30.06s	27.76s
4 BLAZIN HEAVEN	4	5.4m	15.0m (0)	13.8m (0)	1:58.45	29.98s	27.55s
5 SOMEBEACHDREAMI	5	8.5m	22.7m (1)	17.2m (1)	1:58.68	29.65s	27.54s
7 JILLIBY TYPHOON	6	9.7m	2.3m (1)	2.8m (1)	1:58.77	30.13s	28.67s
10 IDEAL SON	7	10.3m	14.6m (1)	8.4m (2)	1:58.81	29.61s	28.30s
6 CALEDONIAN TERRA	8	12.1m	6.6m (1)	7.8m (1)	1:58.95	30.17s	28.49s
3 ARKLOW	9	14.0m	10.9m (1)	11.7m (1)	1:59.09	30.13s	28.35s
11 GENERAL LINCOLN	10	14.2m	18.4m (1)	12.8m (2)	1:59.10	29.65s	28.27s

Finish Position and metres gained from 800m



PJ Harness Analyser

Sectional Analysis Software – Not just a formguide!

www.facebook.com/PJHarnessRacing



RISE Digital, Harness Racing Australia nor the provider accepts any responsibility for the completeness or accuracy of any of the information contained herein, and makes no representations about its suitability for any particular purpose. Users should make their own judgements about those matters and/or seek independent advice. You assume all risks associated with use of data provided on this page

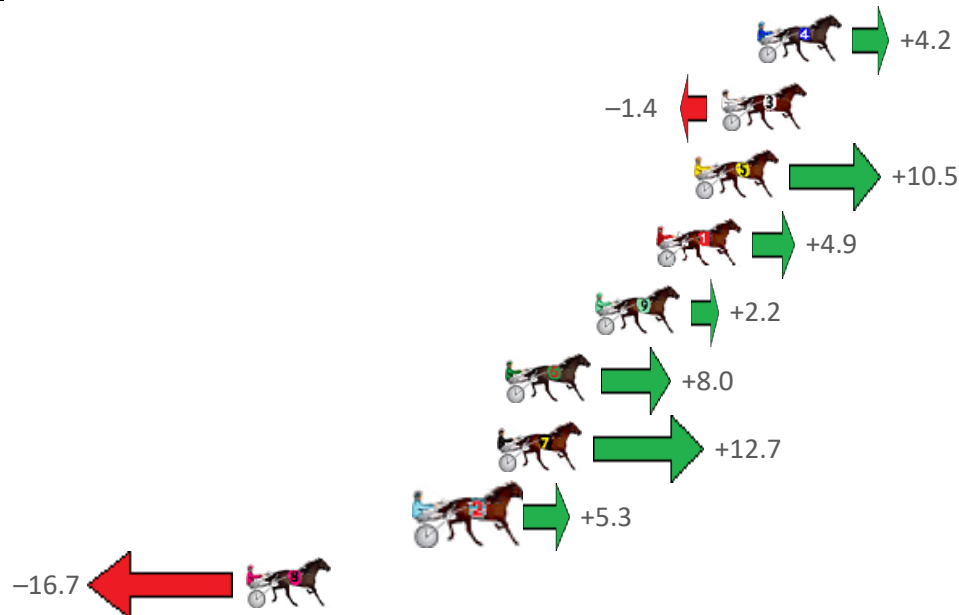
Geelong Race 6 Distance 2100m

Wednesday, 27 September 2023

Gross Time: 2:34.30 MileRate: 1:58.30 LeadTime: 34.50s First Qtr: 30.20s Second Qtr: 31.30s Third Qtr: 28.90s Fourth Qtr: 29.40s

NoHorse	Plc	Mar	800 Posi	400 Posi	Time	3rd Qtr	4th Qtr
4 ROSARITO MISS	1	0.0m	4.2m (0)	4.1m (0)	2:34.33	28.90s	29.13s
3 BETTER BROTHER	2	1.4m	0.0m (0)	0.0m (0)	2:34.43	28.90s	29.53s
5 MAJOR MAL	3	2.5m	13.0m (1)	11.2m (2)	2:34.52	28.77s	28.81s
1 MISTER MACEDON	4	4.0m	8.9m (0)	8.3m (0)	2:34.63	28.86s	29.13s
9 TIC TACT	5	6.4m	8.6m (1)	7.2m (1)	2:34.81	28.81s	29.39s
6 BIG BOY MAL	6	10.0m	18.0m (1)	13.3m (1)	2:35.07	28.57s	29.21s
7 SHEFFIELD SPARKY	7	10.3m	23.0m (1)	16.1m (2)	2:35.10	28.41s	29.03s
2 DUFFY HOLLOW	8	13.1m	18.4m (0)	12.7m (0)	2:35.31	28.50s	29.49s
8 MODERN BLISS	9	20.3m	3.6m (1)	2.8m (1)	2:35.84	28.85s	30.74s

Finish Position and metres gained from 800m



PJ Harness Analyser

Sectional Analysis Software – Not just a formguide!

www.facebook.com/PJHarnessRacing



RISE Digital, Harness Racing Australia nor the provider accepts any responsibility for the completeness or accuracy of any of the information contained herein, and makes no representations about its suitability for any particular purpose. Users should make their own judgements about those matters and/or seek independent advice. You assume all risks associated with use of data provided on this page

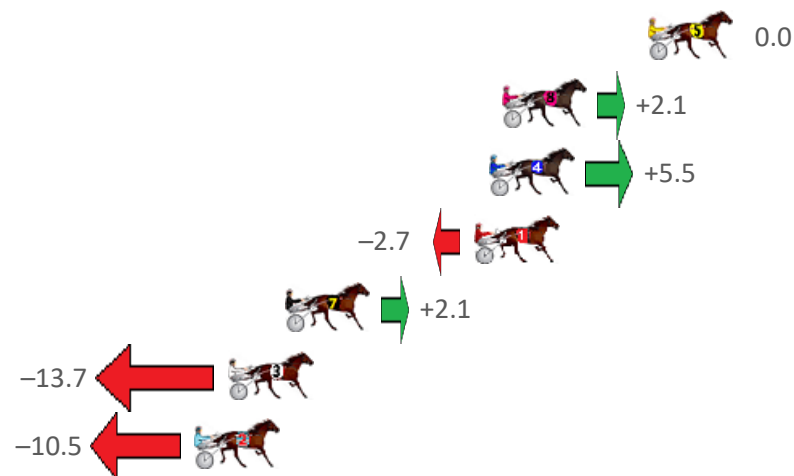
Geelong Race 7 Distance 2100m

Wednesday, 27 September 2023

Gross Time: 2:34.60 MileRate: 1:58.50 LeadTime: 35.70s First Qtr: 31.90s Second Qtr: 30.40s Third Qtr: 28.60s Fourth Qtr: 28.00s

NoHorse	Plc	Mar	800 Posi	400 Posi	Time	3rd Qtr	4th Qtr
5 FIRST DANCE	1	0.0m	0.0m (0)	0.0m (0)	2:34.63	28.60s	28.03s
8 BANKSOFTHEMURRA	2	5.8m	7.9m (0)	8.5m (0)	2:35.06	28.64s	27.86s
4 COOL NIGHT	3	6.3m	11.8m (1)	6.4m (2)	2:35.10	28.21s	28.05s
1 MYTIME	4	6.9m	4.2m (0)	4.6m (0)	2:35.14	28.62s	28.22s
7 LAYDEN	5	14.4m	16.5m (1)	10.9m (2)	2:35.70	28.19s	28.33s
3 CHERMEAR PRINCES	6	16.7m	3.0m (1)	5.2m (1)	2:35.88	28.75s	28.92s
2 UP AND ABOUT	7	18.0m	7.5m (1)	9.7m (1)	2:35.97	28.75s	28.69s

Finish Position and metres gained from 800m



PJ Harness Analyser

Sectional Analysis Software – Not just a formguide!

www.facebook.com/PJHarnessRacing



RISE Digital, Harness Racing Australia nor the provider accepts any responsibility for the completeness or accuracy of any of the information contained herein, and makes no representations about its suitability for any particular purpose. Users should make their own judgements about those matters and/or seek independent advice. You assume all risks associated with use of data provided on this page

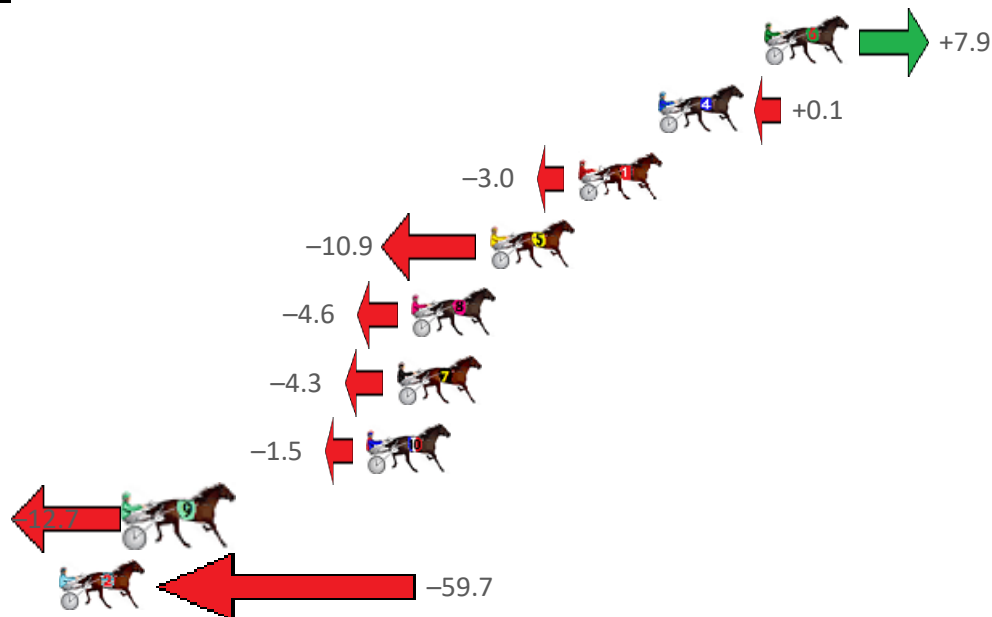
Geelong Race 8 Distance 2100m

Wednesday, 27 September 2023

Gross Time: 2:40.60 MileRate: 2:03.10 LeadTime: 36.50s First Qtr: 33.30s Second Qtr: 31.60s Third Qtr: 29.20s Fourth Qtr: 30.00s

NoHorse	Plc	Mar	800 Posi	400 Posi	Time	3rd Qtr	4th Qtr
6 ILLAWONG LARAJAY	1	0.0m	7.9m (1)	10.4m (2)	2:40.61	29.39s	29.24s
4 ALDEBARAN DEMI	2	4.2m	4.3m (2)	0.0m (0)	2:40.92	28.89s	30.32s
1 BOUTIKA	3	7.4m	4.4m (0)	9.8m (0)	2:41.16	29.60s	29.84s
5 SHIELD MAIDEN	4	10.9m	0.0m (0)	5.2m (0)	2:41.42	29.58s	30.44s
8 WISP OF SMOKE	5	14.0m	9.4m (0)	14.7m (0)	2:41.65	29.60s	29.97s
7 BAARLINEE	6	14.6m	10.3m (2)	5.2m (1)	2:41.69	28.83s	30.71s
10 ALDEBARAN BELLE	7	15.8m	14.3m (0)	15.3m (2)	2:41.78	29.29s	30.05s
9 HIGH IN THE SKY	8	25.0m	12.3m (1)	13.8m (3)	2:42.47	29.32s	30.86s
2 BROWN EYED KATE	9	62.7m	3.0m (1)	12.6m (1)	2:45.28	29.91s	33.76s

Finish Position and metres gained from 800m



PJ Harness Analyser

Sectional Analysis Software – Not just a formguide!

www.facebook.com/PJHarnessRacing



RISE Digital, Harness Racing Australia nor the provider accepts any responsibility for the completeness or accuracy of any of the information contained herein, and makes no representations about its suitability for any particular purpose. Users should make their own judgements about those matters and/or seek independent advice. You assume all risks associated with use of data provided on this page


Geelong Race 9 Distance 2100m

Wednesday, 27 September 2023

Gross Time: 2:36.60 MileRate: 2:00.00 LeadTime: 35.90s First Qtr: 31.50s Second Qtr: 29.70s Third Qtr: 29.80s Fourth Qtr: 29.70s

NoHorse	Plc	Mar	800 Posi	400 Posi	Time	3rd Qtr	4th Qtr
2 PADDY MACH	1	0.0m	2.4m (1)	1.7m (1)	2:36.56	29.75s	29.54s
1 ROCKINTHECITY	2	1.7m	0.0m (0)	0.0m (0)	2:36.70	29.80s	29.80s
7 MIDNIGHT DANCER	3	7.4m	14.8m (1)	12.0m (2)	2:37.13	29.59s	29.34s
10 TUAKANA	4	7.6m	9.2m (0)	8.7m (0)	2:37.14	29.76s	29.60s
8 PICKLE IT	5	8.4m	4.3m (0)	4.3m (0)	2:37.20	29.80s	29.98s
9 SILVER DOMINO	6	14.0m	6.2m (1)	5.7m (1)	2:37.62	29.77s	30.30s
3 GOODTIME STRYKER	7	14.3m	10.5m (1)	10.3m (1)	2:37.64	29.79s	29.98s
4 GLENS OF TEKOA	8	14.3m	17.9m (0)	14.7m (1)	2:37.64	29.56s	29.66s
6 WELEASE WOGGER	9	14.5m	13.6m (0)	13.5m (0)	2:37.66	29.80s	29.76s
5 ITTAKESLUV	10	15.0m	19.7m (1)	8.2m (2)	2:37.70	28.95s	30.19s

Finish Position and metres gained from 800m



PJ Harness Analyser

Sectional Analysis Software – Not just a formguide!

www.facebook.com/PJHarnessRacing



RISE Digital, Harness Racing Australia nor the provider accepts any responsibility for the completeness or accuracy of any of the information contained herein, and makes no representations about its suitability for any particular purpose. Users should make their own judgements about those matters and/or seek independent advice. You assume all risks associated with use of data provided on this page