

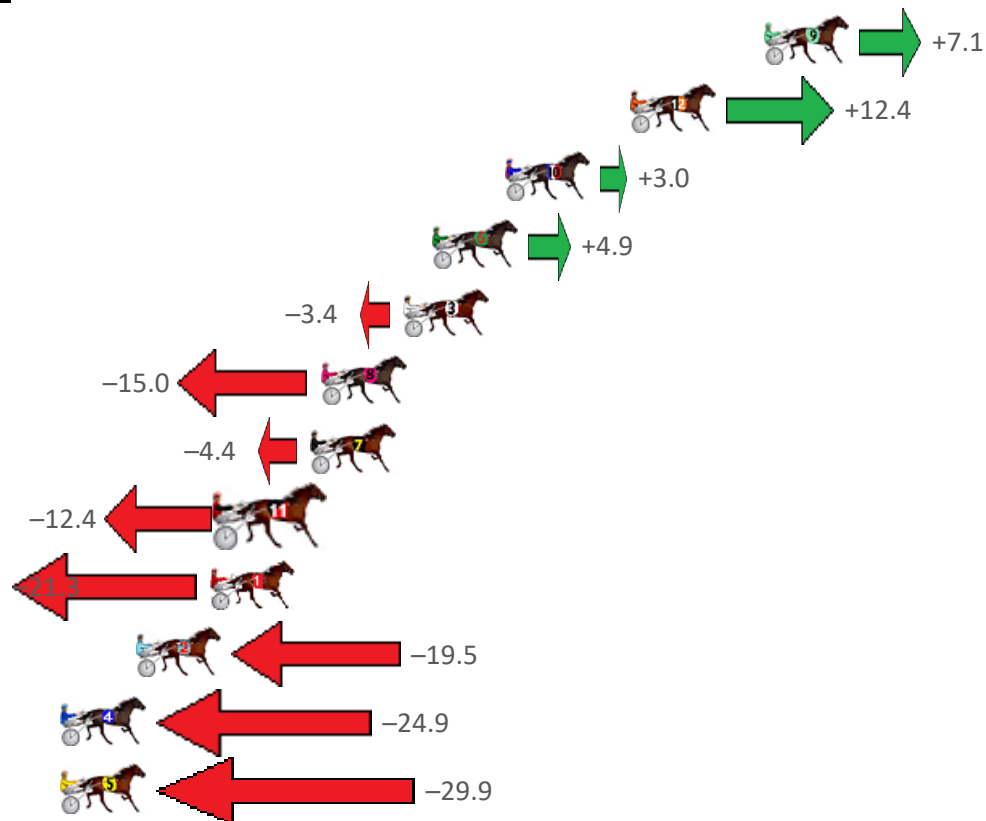
# Geelong Race 1 Distance 2100m

Wednesday, 22 November 2023

Gross Time: 2:34.40 MileRate: 1:58.30 LeadTime: 34.90s First Qtr: 31.40s Second Qtr: 30.70s Third Qtr: 28.50s Fourth Qtr: 28.90s

NoHorse	Plc	Mar	800 Posi	400 Posi	Time	3rd Qtr	4th Qtr
9 SLICE OF CHEDDAR	1	0.0m	7.1m (2)	5.1m (2)	2:34.40	28.36s	28.54s
12 SILVER MYSTIQUE	2	5.3m	17.7m (1)	12.9m (1)	2:34.80	28.17s	28.38s
10 THE SPORTZ STAR	3	10.3m	13.3m (2)	9.0m (2)	2:35.18	28.20s	29.04s
6 ILLAWONG PHOENIX	4	13.2m	18.1m (0)	16.8m (1)	2:35.40	28.42s	28.70s
3 REDBANK MOLLY	5	14.3m	10.9m (1)	7.9m (1)	2:35.48	28.29s	29.42s
8 BANDIT EYES	6	17.6m	2.6m (2)	0.6m (2)	2:35.73	28.36s	30.19s
7 BREATHE EASY	7	18.0m	13.6m (0)	15.1m (0)	2:35.77	28.62s	29.19s
11 OUR KINKY BOOTS	8	21.4m	9.0m (0)	10.6m (0)	2:36.02	28.62s	29.77s
1 PLATINUM JIVE	9	22.0m	0.7m (1)	0.0m (1)	2:36.07	28.45s	30.57s
2 RENDEZVOUS	10	25.0m	5.5m (1)	3.9m (1)	2:36.30	28.39s	30.52s
4 BARRA MAC	11	29.4m	4.5m (0)	6.1m (0)	2:36.63	28.62s	30.69s
5 BONA KHAN	12	29.9m	0.0m (0)	2.2m (0)	2:36.67	28.66s	31.01s

Finish Position and metres gained from 800m



**PJ Harness Analyser**  
Sectional Analysis Software – Not just a formguide!

[www.facebook.com/PJHarnessRacing](https://www.facebook.com/PJHarnessRacing)



RISE Digital, Harness Racing Australia nor the provider accepts any responsibility for the completeness or accuracy of any of the information contained herein, and makes no representations about its suitability for any particular purpose. Users should make their own judgements about those matters and/or seek independent advice. You assume all risks associated with use of data provided on this page

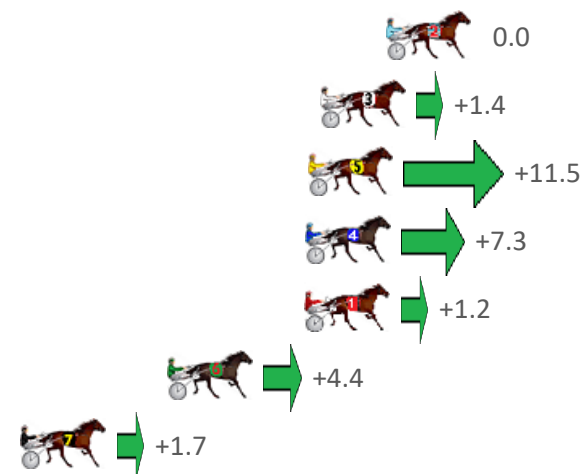
# Geelong Race 2 Distance 1140m

Wednesday, 22 November 2023

Gross Time: 1:22.50 MileRate: 1:56.40 LeadTime: 23.40s First Qtr: 0.00s Second Qtr: 0.00s Third Qtr: 29.40s Fourth Qtr: 29.70s

NoHorse	Plc	Mar	800 Posi	400 Posi	Time	3rd Qtr	4th Qtr
2 CORNISH SMUGGLER	1	0.0m	0.0m (0)	0.0m (0)	1:22.50	29.40s	29.70s
3 PICKLE IT	2	2.6m	4.0m (1)	1.2m (1)	1:22.70	29.19s	29.82s
5 PADDY MACH	3	3.1m	14.6m (1)	9.3m (1)	1:22.74	29.01s	29.26s
4 BOND GIRL	4	3.2m	10.5m (1)	5.5m (1)	1:22.75	29.03s	29.55s
1 LADY LAGERTHA	5	3.2m	4.4m (0)	4.4m (0)	1:22.75	29.40s	29.63s
6 BILLEES JET	6	8.7m	13.1m (0)	8.7m (0)	1:23.18	29.08s	29.74s
7 BLISSFULL LILLY	7	14.5m	16.2m (2)	6.1m (2)	1:23.63	28.67s	30.38s

## Finish Position and metres gained from 800m



# PJ Harness Analyser

Sectional Analysis Software – Not just a formguide!

[www.facebook.com/PJHarnessRacing](https://www.facebook.com/PJHarnessRacing)



RISE Digital, Harness Racing Australia nor the provider accepts any responsibility for the completeness or accuracy of any of the information contained herein, and makes no representations about its suitability for any particular purpose. Users should make their own judgements about those matters and/or seek independent advice. You assume all risks associated with use of data provided on this page

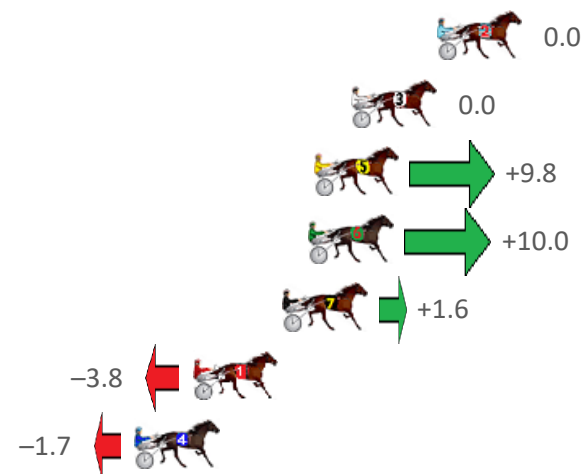
# Geelong Race 3 Distance 1140m

Wednesday, 22 November 2023

Gross Time: 1:20.70 MileRate: 1:53.90 LeadTime: 22.50s First Qtr: 0.00s Second Qtr: 0.00s Third Qtr: 29.80s Fourth Qtr: 28.40s

NoHorse	Plc	Mar	800 Posi	400 Posi	Time	3rd Qtr	4th Qtr
2 TREACHEROUS REIG	1	0.0m	0.0m (0)	0.0m (0)	1:20.70	29.80s	28.40s
3 MAJOR ASSASSIN	2	3.4m	3.4m (1)	2.8m (1)	1:20.95	29.75s	28.45s
5 NOTNEGOTIABLE	3	4.9m	14.7m (1)	8.4m (2)	1:21.07	29.32s	28.16s
6 ILLAWONG DANNY	4	5.1m	15.1m (0)	11.1m (0)	1:21.08	29.48s	27.98s
7 JILLIBY JAY SEA	5	6.1m	7.7m (1)	3.4m (2)	1:21.16	29.48s	28.61s
1 CHEDALAYO	6	9.7m	5.9m (0)	5.5m (0)	1:21.42	29.76s	28.72s
4 OURBEACHBABE	7	12.0m	10.3m (0)	7.8m (1)	1:21.60	29.60s	28.73s

## Finish Position and metres gained from 800m



**PJ Harness Analyser**  
Sectional Analysis Software – Not just a formguide!

[www.facebook.com/PJHarnessRacing](https://www.facebook.com/PJHarnessRacing)



RISE Digital, Harness Racing Australia nor the provider accepts any responsibility for the completeness or accuracy of any of the information contained herein, and makes no representations about its suitability for any particular purpose. Users should make their own judgements about those matters and/or seek independent advice. You assume all risks associated with use of data provided on this page

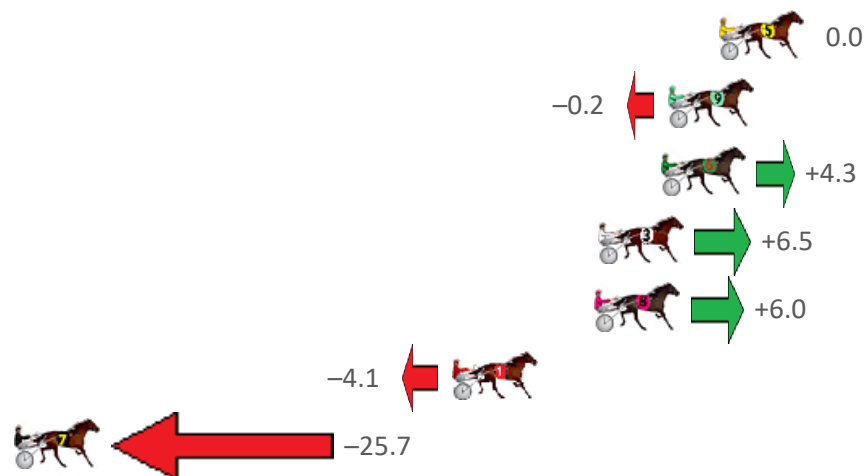
# Geelong Race 4 Distance 1140m

Wednesday, 22 November 2023

Gross Time: 1:21.80 MileRate: 1:55.50 LeadTime: 22.90s First Qtr: 0.00s Second Qtr: 0.00s Third Qtr: 29.90s Fourth Qtr: 29.00s

NoHorse	Plc	Mar	800 Posi	400 Posi	Time	3rd Qtr	4th Qtr
5 JOHNNY REDCOAT	1	0.0m	0.0m (0)	0.0m (0)	1:21.80	29.90s	29.00s
9 IMA CHARMA	2	2.0m	1.8m (1)	1.7m (1)	1:21.95	29.89s	29.03s
6 YERING SOHO	3	2.3m	6.6m (1)	5.8m (1)	1:21.98	29.83s	28.75s
3 DEMON REACTOR	4	4.8m	11.3m (0)	9.3m (0)	1:22.17	29.74s	28.69s
8 MAGIC STORM	5	4.9m	10.9m (1)	7.2m (2)	1:22.17	29.62s	28.84s
1 FIRE OFFICIAL	6	10.6m	6.5m (0)	5.5m (0)	1:22.61	29.82s	29.41s
7 CHANGE OF PLANS	7	42.0m	16.3m (1)	14.8m (1)	1:25.00	29.77s	31.11s

## Finish Position and metres gained from 800m



# PJ Harness Analyser

Sectional Analysis Software – Not just a formguide!

[www.facebook.com/PJHarnessRacing](http://www.facebook.com/PJHarnessRacing)



RISE Digital, Harness Racing Australia nor the provider accepts any responsibility for the completeness or accuracy of any of the information contained herein, and makes no representations about its suitability for any particular purpose. Users should make their own judgements about those matters and/or seek independent advice. You assume all risks associated with use of data provided on this page

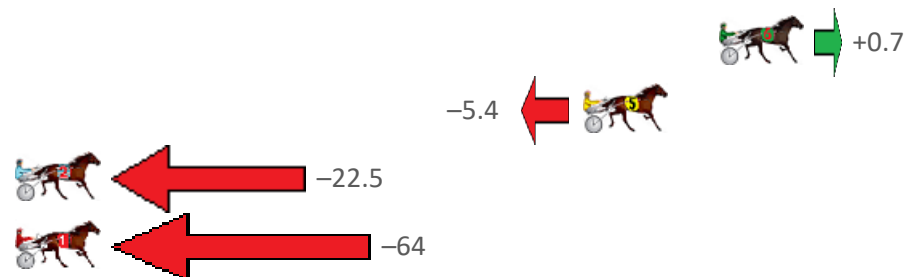
# Geelong Race 5 Distance 1140m

Wednesday, 22 November 2023

Gross Time: 1:22.20 MileRate: 1:56.00 LeadTime: 25.20s First Qtr: 0.00s Second Qtr: 0.00s Third Qtr: 27.80s Fourth Qtr: 29.20s

NoHorse	Plc	Mar	800 Posi	400 Posi	Time	3rd Qtr	4th Qtr
6 MORVAH	1	0.0m	0.7m (1)	0.0m (1)	1:22.20	27.75s	29.20s
5 RINGER RUSS	2	5.4m	0.0m (0)	1.1m (0)	1:22.61	27.88s	29.54s
2 GOODTIME STRYKER	3	58.4m	35.9m (0)	31.1m (1)	1:26.67	27.52s	31.47s
1 CEE CEE NORMAN	4	85.7m	22.0m (0)	28.2m (0)	1:28.76	28.28s	33.77s

Finish Position and metres gained from 800m



## PJ Harness Analyser

Sectional Analysis Software – Not just a formguide!

[www.facebook.com/PJHarnessRacing](https://www.facebook.com/PJHarnessRacing)



RISE Digital, Harness Racing Australia nor the provider accepts any responsibility for the completeness or accuracy of any of the information contained herein, and makes no representations about its suitability for any particular purpose. Users should make their own judgements about those matters and/or seek independent advice. You assume all risks associated with use of data provided on this page

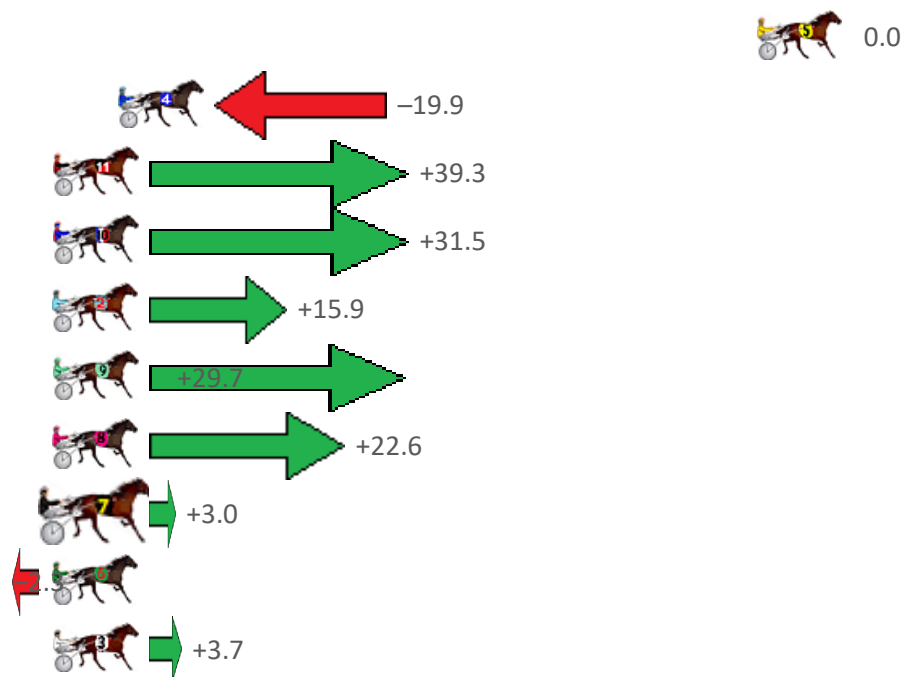
# Geelong Race 6 Distance 1609m

Wednesday, 22 November 2023

Gross Time: 1:57.40 MileRate: 1:57.40 LeadTime: 0.00s First Qtr: 26.50s Second Qtr: 29.40s Third Qtr: 30.90s Fourth Qtr: 30.70s

NoHorse	Plc	Mar	800 Posi	400 Posi	Time	3rd Qtr	4th Qtr
5 KEAYANG WASABI	1	0.0m	0.0m (0)	0.0m (0)	1:57.40	30.90s	30.70s
4 DOCTOR GO JOH	2	25.4m	5.5m (0)	4.7m (0)	1:59.44	30.86s	32.38s
11 DI ANGELO	3	60.5m	99.8m (1)	80.0m (1)	2:02.26	29.73s	29.44s
10 MY MATE LUKE	4	63.9m	95.4m (1)	73.7m (1)	2:02.53	29.57s	30.19s
2 COOL DENO	5	65.7m	81.6m (0)	68.5m (1)	2:02.68	30.18s	30.73s
9 QUICK DECISION	6	67.2m	96.9m (0)	78.4m (0)	2:02.80	29.82s	30.10s
8 LAZENBY	7	67.8m	90.4m (1)	66.5m (2)	2:02.85	29.38s	31.06s
7 LA MESH	8	79.8m	82.8m (1)	61.7m (0)	2:03.81	29.57s	32.39s
6 ANGEL OF ROCK	9	80.6m	78.3m (0)	66.4m (0)	2:03.87	30.26s	32.09s
3 FREMARKS HUGO	10	88.3m	92.0m (0)	73.7m (0)	2:04.49	29.82s	32.15s

Finish Position and metres gained from 800m



## PJ Harness Analyser

Sectional Analysis Software – Not just a formguide!

[www.facebook.com/PJHarnessRacing](https://www.facebook.com/PJHarnessRacing)



RISE Digital, Harness Racing Australia nor the provider accepts any responsibility for the completeness or accuracy of any of the information contained herein, and makes no representations about its suitability for any particular purpose. Users should make their own judgements about those matters and/or seek independent advice. You assume all risks associated with use of data provided on this page


# Geelong Race 7 Distance 2100m

Wednesday, 22 November 2023

Gross Time: 2:43.00 MileRate: 2:04.90 LeadTime: 38.00s First Qtr: 31.90s Second Qtr: 33.40s Third Qtr: 30.10s Fourth Qtr: 29.60s

NoHorse	Plc	Mar	800 Posi	400 Posi	Time	3rd Qtr	4th Qtr
1 STATELY SALOME	1	0.0m	5.9m (0)	0.1m (1)	2:43.00	29.66s	29.60s
2 HOPPY	2	3.2m	15.0m (0)	4.4m (1)	2:43.25	29.30s	29.52s
7 DALEY WATERS	3	12.1m	10.2m (0)	4.3m (0)	2:43.94	29.66s	30.22s
5 EXALTED LADY	4	32.8m	0.0m (0)	0.0m (0)	2:45.54	30.10s	32.14s
6 DRESSEDUPINTHECIT	5	89.5m	27.3m (0)	30.2m (0)	2:49.94	30.30s	34.30s
3 HARD ROCK ANGEL	6	151.7m	93.3m (0)	100.0m (0)	2:54.77	30.54s	33.95s
4 HAPPY ESCAPE	7	209.1m	128.0m (0)	139.1m (0)	2:59.22	30.84s	35.50s

## Finish Position and metres gained from 800m



# PJ Harness Analyser

Sectional Analysis Software – Not just a formguide!

[www.facebook.com/PJHarnessRacing](https://www.facebook.com/PJHarnessRacing)



RISE Digital, Harness Racing Australia nor the provider accepts any responsibility for the completeness or accuracy of any of the information contained herein, and makes no representations about its suitability for any particular purpose. Users should make their own judgements about those matters and/or seek independent advice. You assume all risks associated with use of data provided on this page




# Geelong Race 8 Distance 1609m

Wednesday, 22 November 2023

Gross Time: 2:01.60 MileRate: 2:01.60 LeadTime: 0.00s First Qtr: 28.70s Second Qtr: 30.00s Third Qtr: 30.80s Fourth Qtr: 32.20s

NoHorse	Plc	Mar	800 Posi	400 Posi	Time	3rd Qtr	4th Qtr
8 ARABELLA SHOWDO	1	0.0m	38.8m (1)	24.6m (1)	2:01.60	29.83s	30.28s
7 ITS NOT LOVE ME	2	2.4m	28.0m (1)	16.4m (0)	2:01.80	29.99s	31.12s
2 MYSTERY LOVE	3	8.3m	0.0m (0)	0.0m (0)	2:02.30	30.80s	32.90s
3 ALDEBARAN ANTON	4	32.4m	33.9m (1)	48.6m (1)	2:04.32	32.07s	31.12s
5 VELVETNLACE	5	45.2m	29.5m (0)	28.1m (0)	2:05.40	30.80s	33.80s
6 MAJESTIC LEGEND	6	70.6m	48.8m (0)	48.0m (0)	2:07.53	30.92s	34.37s
1 IMASOCIALBUTTERFL	7	73.7m	19.9m (0)	35.8m (0)	2:07.79	32.12s	35.59s
9 ROLL WITH ROSCO	8	136.5m	75.2m (1)	91.0m (1)	2:13.07	32.31s	36.55s

Finish Position and metres gained from 800m



## PJ Harness Analyser

Sectional Analysis Software – Not just a formguide!

[www.facebook.com/PJHarnessRacing](https://www.facebook.com/PJHarnessRacing)



RISE Digital, Harness Racing Australia nor the provider accepts any responsibility for the completeness or accuracy of any of the information contained herein, and makes no representations about its suitability for any particular purpose. Users should make their own judgements about those matters and/or seek independent advice. You assume all risks associated with use of data provided on this page