

Geelong Race 1 Distance 2100m

Friday, 22 May 2026

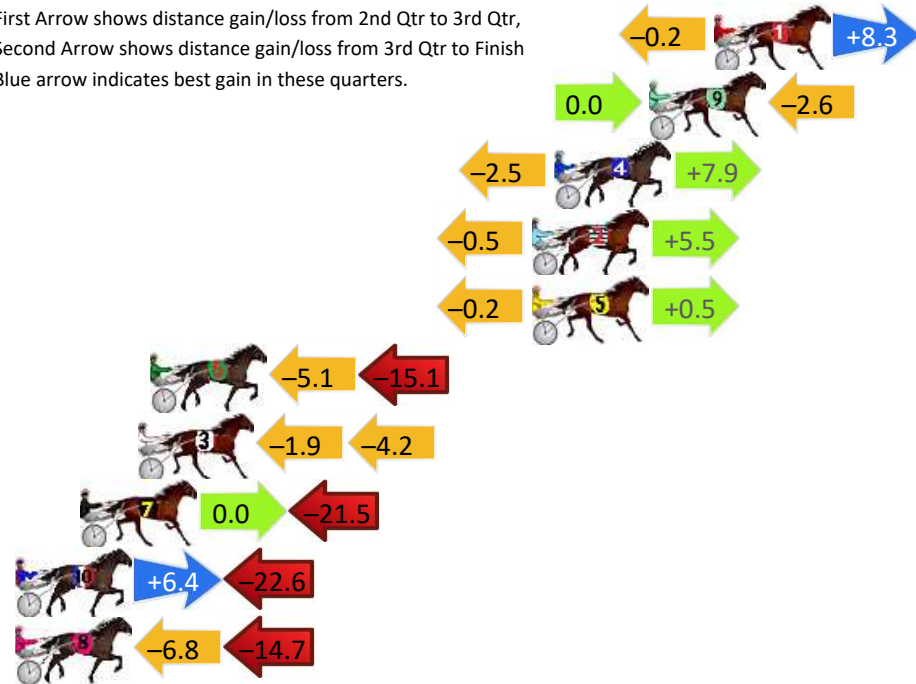
Gross Time: 2:34.80 MileRate: 1:58.60 LeadTime: 34.50s First Qtr: 31.60s Second Qtr: 30.40s Third Qtr: 28.70s Fourth Qtr: 29.60s

DATA TABLE: 800 / 400 Posi's are position from leader and (how wide the horse was at that position)

No	Horse	Plc	Mar	800 Posi	400 Posi	Time	3rd Qtr	4th Qt
1	IFYOULOVEMELETME GO	1	0.0m	8.1m (0)	8.3m (0)	2:34.80	28.72s	29.00s
9	LAZENBY	2	2.6m	0.0m (0)	0.0m (0)	2:35.00	28.70s	29.80s
4	GOZO MAJOR	3	6.4m	11.8m (1)	14.3m (2)	2:35.30	28.90s	29.06s
2	MIDNITE DESIRE	4	7.3m	12.3m (0)	12.8m (0)	2:35.37	28.75s	29.24s
5	SHIRALEE	5	7.3m	7.6m (1)	7.8m (2)	2:35.37	28.73s	29.60s
6	CALEDONIAN TERRA	6	22.6m	2.4m (1)	7.5m (1)	2:36.55	29.07s	30.81s
3	HOME AND DRY	7	23.1m	17.0m (1)	18.9m (2)	2:36.59	28.86s	30.02s
7	ALCATRAZ GIRL	8	25.4m	3.9m (0)	3.9m (0)	2:36.77	28.70s	31.29s
10	PONTIAN GIRL	9	37.8m	21.6m (1)	15.2m (1)	2:37.73	28.26s	31.43s
8	BONA KHAN	10	39.0m	17.5m (0)	24.3m (0)	2:37.83	29.21s	30.87s

Finish Position and metres gained

First Arrow shows distance gain/loss from 2nd Qtr to 3rd Qtr, Second Arrow shows distance gain/loss from 3rd Qtr to Finish
Blue arrow indicates best gain in these quarters.



800

Visual positions in race at 2nd Quarter



400

Visual positions in race at 3rd Quarter



Geelong Race 2 Distance 1609m

Friday, 22 May 2026



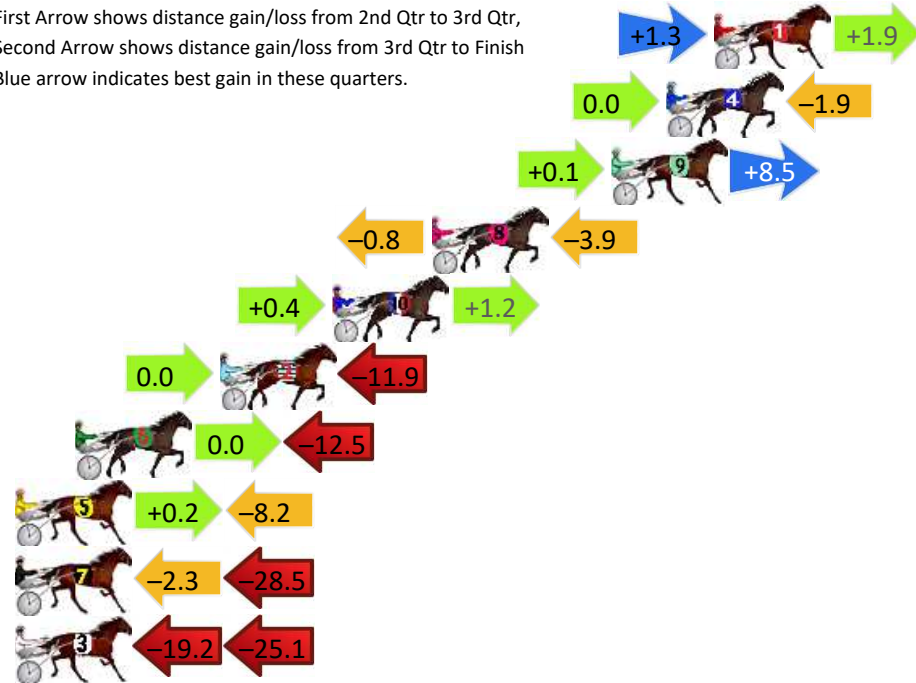
Gross Time: 1:56.50 MileRate: 1:56.50 LeadTime: 0.00s First Qtr: 28.30s Second Qtr: 30.70s Third Qtr: 28.60s Fourth Qtr: 29.00s

DATA TABLE: 800 / 400 Posi's are position from leader and (how wide the horse was at that position)

No	Horse	Plc	Mar	800 Posi	400 Posi	Time	3rd Qtr	4th Qt
1	TALKBABYTALK	1	0.0m	3.2m (1)	1.9m (1)	1:56.50	28.50s	28.87s
4	SEASIDE LADY	2	1.9m	0.0m (0)	0.0m (0)	1:56.64	28.60s	29.14s
9	FIRESIDE	3	4.1m	12.7m (0)	12.6m (0)	1:56.81	28.60s	28.41s
8	WHIRILY MAURZ	4	11.3m	6.6m (0)	7.4m (0)	1:57.36	28.66s	29.33s
10	SOFT LANDING	5	15.3m	16.9m (0)	16.5m (0)	1:57.66	28.58s	28.98s
2	DIAMONTY QUEEN	6	19.8m	7.9m (1)	7.9m (1)	1:58.01	28.60s	29.94s
6	HANORA	7	25.6m	13.1m (1)	13.1m (1)	1:58.45	28.60s	30.01s
5	SWEET FACE	8	32.8m	24.8m (1)	24.6m (0)	1:59.00	28.60s	29.74s
7	BELVU BANDIT	9	49.5m	18.7m (1)	21.0m (1)	2:00.27	28.77s	31.26s
3	DIAMOND IN BUBBLES	10	71.6m	27.3m (0)	46.5m (0)	2:01.95	29.99s	31.12s

Finish Position and metres gained

First Arrow shows distance gain/loss from 2nd Qtr to 3rd Qtr, Second Arrow shows distance gain/loss from 3rd Qtr to Finish
Blue arrow indicates best gain in these quarters.



Geelong Race 3 Distance 1609m

Friday, 22 May 2026


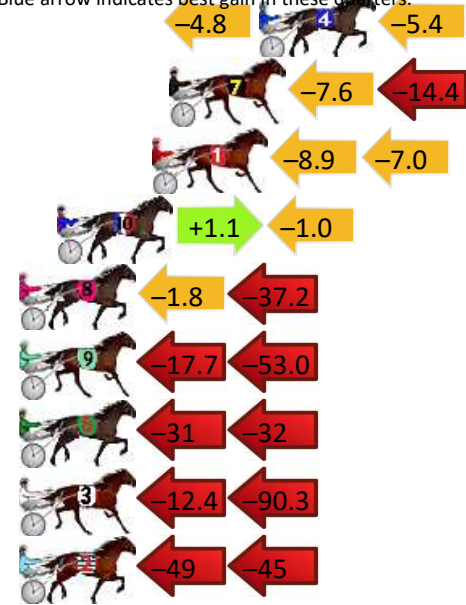
Gross Time: 2:01.50 MileRate: 2:01.50 LeadTime: 0.00s First Qtr: 29.60s Second Qtr: 31.80s Third Qtr: 29.60s Fourth Qtr: 30.50s

DATA TABLE: 800 / 400 Posi's are position from leader and (how wide the horse was at that position)

No	Horse	Plc	Mar	800 Posi	400 Posi	Time	3rd Qtr	4th Qt
5	ALDEBARAN EMJAY	1	0.0m	2.6m (1)	0.0m (0)	2:01.50	29.41s	30.50s
4	EL UNO	2	18.4m	8.2m (0)	13.0m (0)	2:02.97	29.97s	31.00s
7	MISS HOLLY RED	3	22.0m	0.0m (0)	7.6m (0)	2:03.26	30.17s	31.69s
1	LARAS DREAM	4	22.7m	6.8m (1)	15.7m (1)	2:03.31	30.27s	31.14s
10	WATCH THE BAY	5	26.5m	26.6m (1)	25.5m (1)	2:03.62	29.54s	30.71s
8	COLUMBIAS GONZALES	6	58.3m	19.3m (1)	21.1m (1)	2:06.15	29.75s	33.58s
9	ATEGO ANGEL	7	85.1m	14.4m (1)	32.1m (0)	2:08.29	30.94s	34.89s
6	THELMABELLA	8	93.0m	30.9m (0)	61.6m (0)	2:08.92	31.93s	33.32s
3	DUNS BOY	9	116.0m	13.3m (0)	25.7m (0)	2:10.76	30.54s	37.84s
2	LOVE THAT BIRD	10	128.4m	36.2m (1)	84.3m (0)	2:11.75	33.24s	34.45s

Finish Position and metres gained

First Arrow shows distance gain/loss from 2nd Qtr to 3rd Qtr, Second Arrow shows distance gain/loss from 3rd Qtr to Finish
Blue arrow indicates best gain in these quarters.



Geelong Race 4 Distance 2100m

Friday, 22 May 2026



Gross Time: 2:35.10 MileRate: 1:58.90 LeadTime: 35.40s First Qtr: 30.90s Second Qtr: 31.30s Third Qtr: 28.70s Fourth Qtr: 28.80s

DATA TABLE: 800 / 400 Posi's are position from leader and (how wide the horse was at that position)

NoHorse	Plc	Mar	800 Posi	400 Posi	Time	3rd Qtr	4th Qt
8 MUSELET	1	0.0m	4.6m (0)	4.2m (0)	2:35.10	28.67s	28.50s
10 COLOSIMO	2	0.2m	17.8m (1)	13.7m (2)	2:35.12	28.41s	27.84s
9 HELLOVASTORY	3	1.2m	8.6m (0)	8.0m (0)	2:35.19	28.66s	28.32s
6 JANIEBQUICK	4	3.3m	3.1m (1)	3.8m (1)	2:35.35	28.75s	28.78s
3 LENARD ESS	5	4.8m	13.5m (0)	12.2m (0)	2:35.46	28.61s	28.29s
7 EVILEYE	6	5.4m	18.2m (0)	12.7m (1)	2:35.51	28.30s	28.30s
1 TEST OF FIRE	7	9.8m	0.0m (0)	0.0m (0)	2:35.84	28.70s	29.54s
5 ALWAYS A SHOWGIRL	8	10.9m	22.4m (1)	17.3m (1)	2:35.92	28.33s	28.39s
4 CALEDONIAN RANGER	9	11.0m	8.3m (1)	8.9m (1)	2:35.93	28.74s	29.00s
2 KHANS CREED	10	36.2m	13.3m (1)	9.8m (2)	2:37.84	28.45s	30.84s

Finish Position and metres gained

First Arrow shows distance gain/loss from 2nd Qtr to 3rd Qtr, Second Arrow shows distance gain/loss from 3rd Qtr to Finish
Blue arrow indicates best gain in these quarters.



800

Visual positions in race at 2nd Quarter



400

Visual positions in race at 3rd Quarter



Geelong Race 5 Distance 1609m

Friday, 22 May 2026


Gross Time: 1:58.90 MileRate: 1:58.90 LeadTime: 0.00s First Qtr: 27.80s Second Qtr: 33.10s Third Qtr: 30.30s Fourth Qtr: 27.80s

DATA TABLE: 800 / 400 Posi's are position from leader and (how wide the horse was at that position)

No	Horse	Plc	Mar	800 Posi	400 Posi	Time	3rd Qtr	4th Qt
3	ALLGOOD VINNIE	1	0.0m	4.3m (0)	4.2m (0)	1:58.90	30.28s	27.50s
5	ROBLEN RANGER	2	2.1m	0.0m (0)	0.0m (0)	1:59.05	30.30s	27.95s
4	LADY IN LINE	3	3.0m	2.9m (1)	1.2m (1)	1:59.12	30.16s	27.94s
1	TREACHEROUSTIMES	4	9.4m	8.4m (0)	8.7m (0)	1:59.59	30.30s	27.86s
9	SWEETHEART DIOR	5	9.5m	12.9m (0)	12.5m (0)	1:59.59	30.23s	27.59s
2	WICHITA KANSAS	6	10.5m	7.4m (1)	6.0m (1)	1:59.67	30.17s	28.13s
7	SHES NANCY	7	11.2m	16.1m (1)	11.6m (2)	1:59.72	29.93s	27.78s
6	AVEIRO	8	14.6m	11.8m (1)	10.2m (1)	1:59.97	30.14s	28.13s
8	MISTER FONZI	9	18.2m	16.9m (0)	15.8m (2)	2:00.23	30.17s	27.99s


Finish Position and metres gained

First Arrow shows distance gain/loss from 2nd Qtr to 3rd Qtr, Second Arrow shows distance gain/loss from 3rd Qtr to Finish Blue arrow indicates best gain in these quarters.



800

Visual positions in race at 2nd Quarter



400

Visual positions in race at 3rd Quarter



Geelong Race 6 Distance 1609m

Friday, 22 May 2026

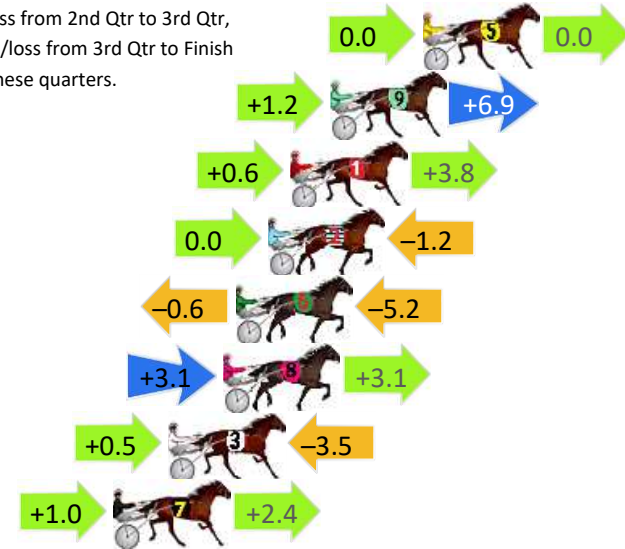
Gross Time: 1:58.40 MileRate: 1:58.40 LeadTime: 0.00s First Qtr: 28.90s Second Qtr: 31.40s Third Qtr: 29.10s Fourth Qtr: 29.00s

DATA TABLE: 800 / 400 Posi's are position from leader and (how wide the horse was at that position)

NoHorse	Plc	Mar	800 Posi	400 Posi	Time	3rd Qtr	4th Qt
5 PICKLE IT	1	0.0m	0.0m (0)	0.0m (0)	1:58.40	29.10s	29.00s
9 BOND GIRL	2	3.7m	11.8m (1)	10.6m (2)	1:58.68	29.02s	28.51s
1 BLUE OCEAN	3	5.3m	9.7m (0)	9.1m (0)	1:58.80	29.06s	28.74s
2 RIVER PATROL	4	6.2m	5.0m (0)	5.0m (0)	1:58.87	29.10s	29.11s
6 FREAK OUT	5	7.5m	1.7m (1)	2.3m (1)	1:58.97	29.14s	29.41s
8 REASON TO LAUGH	6	8.0m	14.2m (0)	11.1m (1)	1:59.01	28.87s	28.80s
3 ETIZ AMODEL	7	10.2m	7.2m (1)	6.7m (1)	1:59.18	29.06s	29.29s
7 ELLI JOH	8	12.4m	15.8m (1)	14.8m (2)	1:59.34	29.03s	28.88s

Finish Position and metres gained

First Arrow shows distance gain/loss from 2nd Qtr to 3rd Qtr, Second Arrow shows distance gain/loss from 3rd Qtr to Finish
Blue arrow indicates best gain in these quarters.



8
0
0

Visual positions in race at 2nd Quarter



4
0
0

Visual positions in race at 3rd Quarter



Geelong Race 7 Distance 1609m


Friday, 22 May 2026

Gross Time: 2:01.60 MileRate: 2:01.60 LeadTime: 0.00s First Qtr: 30.10s Second Qtr: 32.90s Third Qtr: 30.20s Fourth Qtr: 28.50s

DATA TABLE: 800 / 400 Posi's are position from leader and (how wide the horse was at that position)

No	Horse	Plc	Mar	800 Posi	400 Posi	Time	3rd Qtr	4th Qt
1	JACK SPRAT	1	0.0m	0.0m (0)	0.0m (0)	2:01.60	30.20s	28.50s
8	IJUSTCANTSEEIT	2	4.5m	15.9m (1)	9.3m (2)	2:01.94	29.69s	28.16s
3	LEANNE LEEANN	3	5.3m	7.1m (1)	6.9m (1)	2:02.00	30.17s	28.39s
2	RIDETHELIGHTNING	4	9.0m	8.9m (0)	9.2m (0)	2:02.27	30.20s	28.50s
5	BUCKLES FOR BERRY	5	12.7m	4.9m (0)	4.8m (0)	2:02.55	30.18s	29.10s
6	VOLSTEADSDelight	6	16.6m	14.3m (0)	14.1m (0)	2:02.84	30.16s	28.71s
7	PARIS KAY	7	20.2m	2.5m (1)	2.8m (1)	2:03.11	30.21s	29.81s
4	STEADY DREAM	8	105.7m	11.6m (1)	13.4m (1)	2:09.51	30.30s	35.44s

Finish Position and metres gained



8
0
0

Visual positions in race at 2nd Quarter



4
0
0

Visual positions in race at 3rd Quarter



Geelong Race 8 Distance 1609m

Friday, 22 May 2026

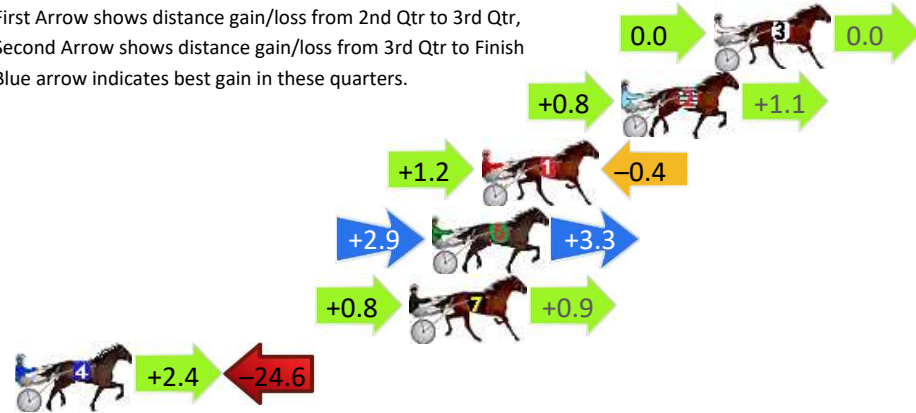
Gross Time: 1:55.50 MileRate: 1:55.50 LeadTime: 0.00s First Qtr: 28.00s Second Qtr: 29.90s Third Qtr: 29.00s Fourth Qtr: 28.60s

DATA TABLE: 800 / 400 Posi's are position from leader and (how wide the horse was at that position)

NoHorse	Plc	Mar	800 Posi	400 Posi	Time	3rd Qtr	4th Qt
3 ANOTHER WOODS	1	0.0m	0.0m (0)	0.0m (0)	1:55.50	29.00s	28.60s
2 KYORETSU	2	3.7m	5.6m (0)	4.8m (0)	1:55.78	28.94s	28.54s
1 MY BEAUTIFUL LIFE	3	9.3m	10.1m (0)	8.9m (0)	1:56.20	28.91s	28.66s
6 SHEER VITALITY	4	11.3m	17.5m (1)	14.6m (1)	1:56.35	28.78s	28.40s
7 HAPPENSTBABEACHBOY	5	12.2m	13.9m (0)	13.1m (0)	1:56.42	28.94s	28.58s
4 SOMETUFFLUV	6	35.0m	12.8m (1)	10.4m (1)	1:58.13	28.82s	30.48s

Finish Position and metres gained

First Arrow shows distance gain/loss from 2nd Qtr to 3rd Qtr,
Second Arrow shows distance gain/loss from 3rd Qtr to Finish
Blue arrow indicates best gain in these quarters.



8
0
0

Visual positions in race at 2nd Quarter



4
0
0

Visual positions in race at 3rd Quarter

