

Geelong Race 1 Distance 1609m

Friday, 21 March 2025


Gross Time: 1:58.60 MileRate: 1:58.60 LeadTime: 0.00s First Qtr: 27.90s Second Qtr: 31.30s Third Qtr: 29.50s Fourth Qtr: 30.00s

DATA TABLE: 800 / 400 Posi's are position from leader and (how wide the horse was at that position)

No	Horse	Plc	Mar	800 Posi	400 Posi	Time	3rd Qtr	4th Qt
9	My Darling Dancer	1	0.0m	14.9m (1)	9.6m (2)	1:58.60	29.12s	29.29s
10	Etiz Amodel	2	1.6m	19.8m (1)	14.0m (2)	1:58.73	29.09s	29.09s
12	Really Smartie	3	2.8m	29.9m (1)	19.0m (1)	1:58.82	28.71s	28.82s
6	Pickle It	4	4.8m	4.1m (0)	4.5m (0)	1:58.98	29.53s	30.05s
3	Lotakevi	5	10.2m	10.0m (0)	9.1m (0)	1:59.40	29.44s	30.13s
2	Citysiren	6	10.9m	11.2m (1)	10.9m (1)	1:59.46	29.48s	30.05s
11	Zu Hoffen	7	12.7m	25.2m (1)	18.6m (2)	1:59.60	29.03s	29.62s
5	Four Lonely Nights	8	13.8m	0.0m (0)	0.0m (0)	1:59.68	29.50s	31.08s
7	Shady Dancer	9	15.3m	1.6m (1)	1.4m (1)	1:59.80	29.48s	31.10s
4	Goodtime Stryker	10	17.6m	5.7m (1)	6.8m (1)	1:59.98	29.58s	30.88s
1	Fire Official	11	23.1m	14.1m (0)	14.9m (0)	2:00.42	29.57s	30.72s
8	My Justice	12	25.2m	18.6m (0)	19.9m (0)	2:00.58	29.61s	30.51s

Finish Position and metres gained

First Arrow shows distance gain/loss from 2nd Qtr to 3rd Qtr,
Second Arrow shows distance gain/loss from 3rd Qtr to Finish
Blue arrow indicates best gain in these quarters.



Visual positions in race at 2nd Quarter

800



Visual positions in race at 3rd Quarter

400

Geelong Race 2 Distance 1609m

Friday, 21 March 2025



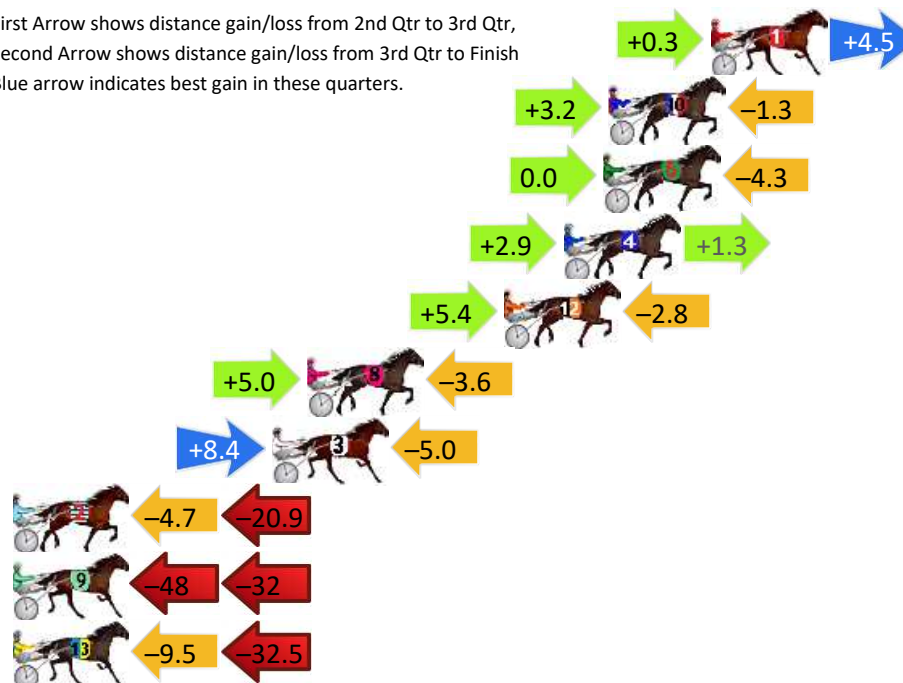
Gross Time: 2:01.70 MileRate: 2:01.70 LeadTime: 0.00s First Qtr: 30.10s Second Qtr: 32.10s Third Qtr: 30.40s Fourth Qtr: 29.20s

DATA TABLE: 800 / 400 Posi's are position from leader and (how wide the horse was at that position)

No	Horse	Plc	Mar	800 Posi	400 Posi	Time	3rd Qtr	4th Qt
1	Hillwinsome	1	0.0m	4.8m (0)	4.5m (0)	2:01.70	30.37s	28.87s
10	Coconut Mickey	2	4.1m	6.0m (1)	2.8m (1)	2:02.01	30.15s	29.31s
6	Kota Bharu	3	4.3m	0.0m (0)	0.0m (0)	2:02.03	30.40s	29.53s
4	Maori Tattoo	4	5.9m	10.1m (0)	7.2m (1)	2:02.15	30.17s	29.12s
12	Manda Kyvalley	5	8.3m	10.9m (1)	5.5m (2)	2:02.34	29.99s	29.43s
8	Beach Heaven	6	16.2m	17.6m (0)	12.6m (0)	2:02.94	30.00s	29.51s
3	Singara Ted	7	17.6m	21.0m (1)	12.6m (1)	2:03.05	29.74s	29.61s
2	Tella Shes Dreamin	8	59.1m	33.5m (0)	38.2m (0)	2:06.23	30.70s	30.90s
9	Aardies Peak	9	96.0m	16.5m (1)	64.0m (2)	2:09.05	33.89s	31.81s
13	Fonda Rhonda	10	97.8m	55.8m (1)	65.3m (1)	2:09.19	31.01s	31.86s

Finish Position and metres gained

First Arrow shows distance gain/loss from 2nd Qtr to 3rd Qtr,
Second Arrow shows distance gain/loss from 3rd Qtr to Finish
Blue arrow indicates best gain in these quarters.



Geelong Race 3 Distance 1609m

Friday, 21 March 2025




Gross Time: 2:02.30 MileRate: 2:02.30 LeadTime: 0.00s First Qtr: 29.80s Second Qtr: 31.10s Third Qtr: 30.30s Fourth Qtr: 31.10s

DATA TABLE: 800 / 400 Posi's are position from leader and (how wide the horse was at that position)

No	Horse	Plc	Mar	800 Posi	400 Posi	Time	3rd Qtr	4th Qt
9	Rockinwithstyle	1	0.0m	19.4m (1)	11.5m (2)	2:02.30	29.72s	30.22s
10	Parlezvous Patty	2	4.1m	30.9m (1)	24.0m (1)	2:02.63	29.80s	29.60s
6	Blue Skye Alm	3	8.2m	5.3m (0)	4.9m (0)	2:02.97	30.27s	31.40s
2	Bar Tab	4	15.2m	13.2m (1)	14.1m (1)	2:03.54	30.38s	31.26s
1	Pique	5	15.9m	0.0m (0)	0.0m (0)	2:03.59	30.30s	32.39s
8	Mister High Hopes	6	19.9m	10.2m (0)	10.5m (0)	2:03.92	30.33s	31.92s
3	Island Rubee	7	21.0m	8.4m (1)	8.3m (1)	2:04.01	30.30s	32.17s
7	Joey Bee	8	24.9m	23.8m (1)	25.8m (0)	2:04.32	30.48s	31.15s
11	Equal And Opposite	9	27.9m	32.8m (0)	39.4m (1)	2:04.57	30.83s	30.36s
13	Gianvito	10	47.3m	21.8m (0)	35.0m (0)	2:06.15	31.33s	32.28s
12	Please Layla	11	89.1m	27.9m (0)	44.2m (0)	2:09.55	31.57s	34.98s
5	Whispering Tilly	12	167.6m	95.2m (0)	111.4m (0)	2:15.93	31.63s	36.23s

Finish Position and metres gained

First Arrow shows distance gain/loss from 2nd Qtr to 3rd Qtr, Second Arrow shows distance gain/loss from 3rd Qtr to Finish Blue arrow indicates best gain in these quarters.



Geelong Race 4 Distance 1609m

Friday, 21 March 2025


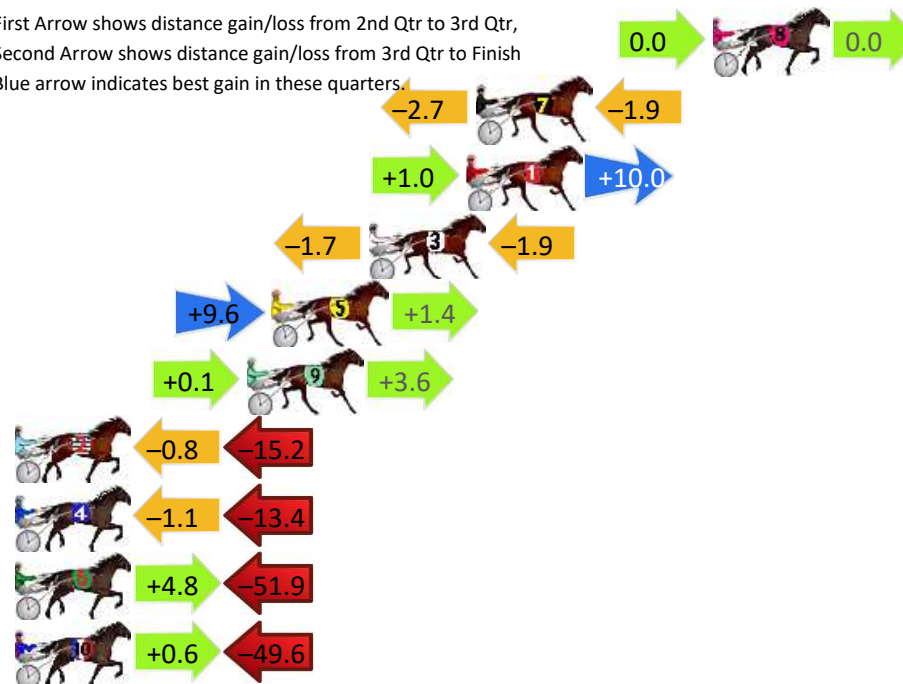
Gross Time: 2:01.30 MileRate: 2:01.30 LeadTime: 0.00s First Qtr: 30.30s Second Qtr: 30.30s Third Qtr: 30.50s Fourth Qtr: 30.30s

DATA TABLE: 800 / 400 Posi's are position from leader and (how wide the horse was at that position)

No	Horse	Plc	Mar	800 Posi	400 Posi	Time	3rd Qtr	4th Qt
8	Right Of Reply	1	0.0m	0.0m (0)	0.0m (0)	2:01.30	30.50s	30.30s
7	Charlie Walker	2	9.5m	4.9m (0)	7.6m (0)	2:02.05	30.70s	30.48s
1	Touchandgo	3	9.9m	20.9m (0)	19.9m (0)	2:02.09	30.43s	29.59s
3	Aldebaran Selena	4	13.8m	10.2m (0)	11.9m (0)	2:02.39	30.63s	30.49s
5	Fling It Rainbow	5	17.7m	28.7m (1)	19.1m (1)	2:02.70	29.78s	30.26s
9	Allwatfunjingles	6	18.7m	22.4m (1)	22.3m (3)	2:02.78	30.49s	30.10s
2	Zingara Lass	7	29.8m	13.8m (0)	14.6m (1)	2:03.66	30.56s	31.56s
4	Querencia	8	32.6m	18.1m (1)	19.2m (2)	2:03.89	30.59s	31.44s
6	Cascata	9	60.8m	13.7m (1)	8.9m (1)	2:06.12	30.14s	34.45s
10	Whatsthegoss	10	74.8m	25.8m (0)	25.2m (0)	2:07.23	30.46s	34.33s

Finish Position and metres gained

First Arrow shows distance gain/loss from 2nd Qtr to 3rd Qtr,
Second Arrow shows distance gain/loss from 3rd Qtr to Finish
Blue arrow indicates best gain in these quarters.



Geelong Race 5 Distance 1609m

Friday, 21 March 2025

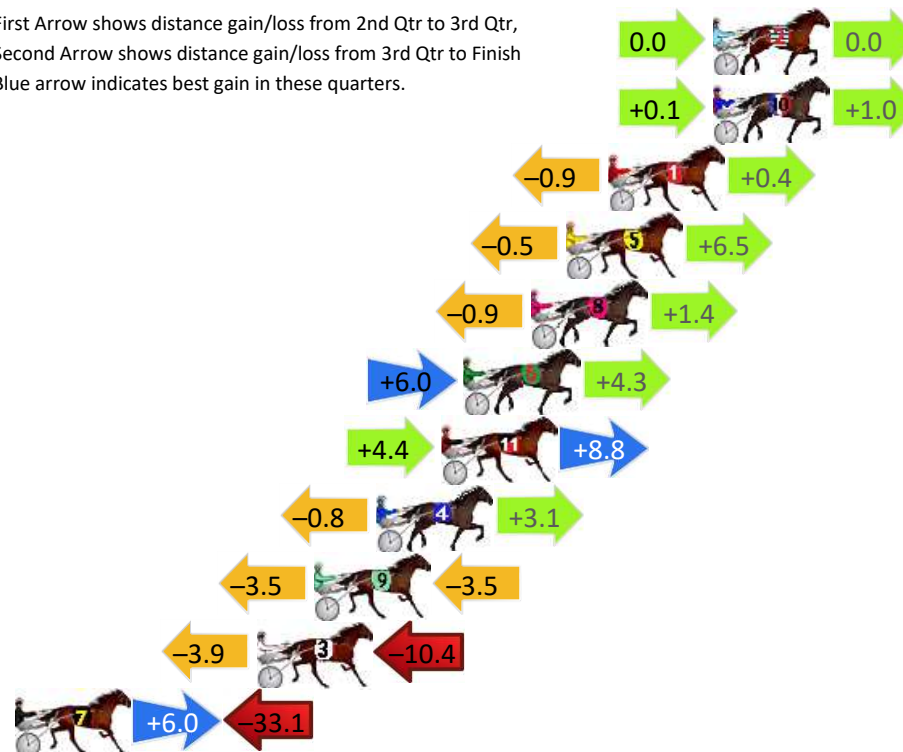
Gross Time: 1:57.60 MileRate: 1:57.60 LeadTime: 0.00s First Qtr: 28.30s Second Qtr: 30.90s Third Qtr: 29.50s Fourth Qtr: 28.90s

DATA TABLE: 800 / 400 Posi's are position from leader and (how wide the horse was at that position)

NoHorse	Plc	Mar	800 Posi	400 Posi	Time	3rd Qtr	4th Qt
2 My Ultimate Sassy	1	0.0m	0.0m (0)	0.0m (0)	1:57.60	29.50s	28.90s
10 Viney	2	0.0m	1.1m (2)	1.0m (1)	1:57.60	29.49s	28.83s
1 Major Assassin	3	4.2m	3.7m (0)	4.6m (0)	1:57.92	29.56s	28.89s
5 Calypso Mistress	4	5.9m	11.9m (0)	12.4m (0)	1:58.05	29.53s	28.45s
8 Foregone Conclusion	5	7.3m	7.8m (0)	8.7m (0)	1:58.15	29.56s	28.82s
6 Sassyola	6	10.0m	20.3m (1)	14.3m (2)	1:58.36	29.05s	28.62s
11 Lenard Ess	7	10.9m	24.1m (0)	19.7m (0)	1:58.43	29.16s	28.30s
4 Shazza Love	8	13.5m	15.8m (1)	16.6m (1)	1:58.62	29.54s	28.72s
9 Bona Khan	9	16.0m	9.0m (1)	12.5m (1)	1:58.81	29.74s	29.21s
3 Alanna Miki	10	18.3m	4.0m (1)	7.9m (1)	1:58.99	29.78s	29.71s
7 Olivia Rose	11	51.1m	24.0m (1)	18.0m (2)	2:01.48	29.05s	31.47s

Finish Position and metres gained

First Arrow shows distance gain/loss from 2nd Qtr to 3rd Qtr,
Second Arrow shows distance gain/loss from 3rd Qtr to Finish
Blue arrow indicates best gain in these quarters.



800

Visual positions in race at 2nd Quarter



400

Visual positions in race at 3rd Quarter

Geelong Race 6 Distance 1609m

Friday, 21 March 2025


Gross Time: 1:56.10 MileRate: 1:56.10 LeadTime: 0.00s First Qtr: 28.30s Second Qtr: 30.90s Third Qtr: 29.20s Fourth Qtr: 27.70s

DATA TABLE: 800 / 400 Posi's are position from leader and (how wide the horse was at that position)

No	Horse	Plc	Mar	800 Posi	400 Posi	Time	3rd Qtr	4th Qt
1	Techy Creed	1	0.0m	0.0m (0)	0.0m (0)	1:56.10	29.20s	27.70s
3	Black Cameo	2	12.0m	8.7m (0)	9.1m (0)	1:56.97	29.21s	27.93s
8	Ynobe Majak	3	17.8m	4.1m (0)	4.3m (0)	1:57.40	29.20s	28.70s
10	Sir Nippa	4	21.1m	13.4m (0)	13.7m (0)	1:57.64	29.20s	28.27s
4	Evileye	5	23.4m	7.7m (1)	9.5m (1)	1:57.80	29.31s	28.73s
5	Quick Decision	6	24.5m	17.5m (0)	19.0m (0)	1:57.89	29.27s	28.15s
11	See You There	7	25.9m	16.4m (1)	13.8m (1)	1:57.99	28.98s	28.61s
7	Apache Plume	8	26.2m	20.9m (1)	18.0m (1)	1:58.01	28.95s	28.33s
9	In An Ideal World	9	30.7m	11.9m (1)	5.4m (2)	1:58.34	28.72s	29.56s
6	Sinbad Sassy	10	33.7m	2.6m (1)	5.7m (1)	1:58.56	29.41s	29.75s

Finish Position and metres gained

First Arrow shows distance gain/loss from 2nd Qtr to 3rd Qtr,
Second Arrow shows distance gain/loss from 3rd Qtr to Finish
Blue arrow indicates best gain in these quarters.



800

Visual positions in race at 2nd Quarter



400

Visual positions in race at 3rd Quarter



Powered by



Harness Analyser

Sectional Analysis Software

Not just form | Free Trial

www.facebook.com/PJHarnessRacing



RISE Digital, Harness Racing Australia nor the provider accepts any responsibility for the completeness or accuracy of any of the information contained herein, and makes no representations about its suitability for any particular purpose. Users should make their own judgements about those matters and/or seek independent advice. You assume all risks associated with use of data provided on this page

Geelong Race 7 Distance 1609m

Friday, 21 March 2025



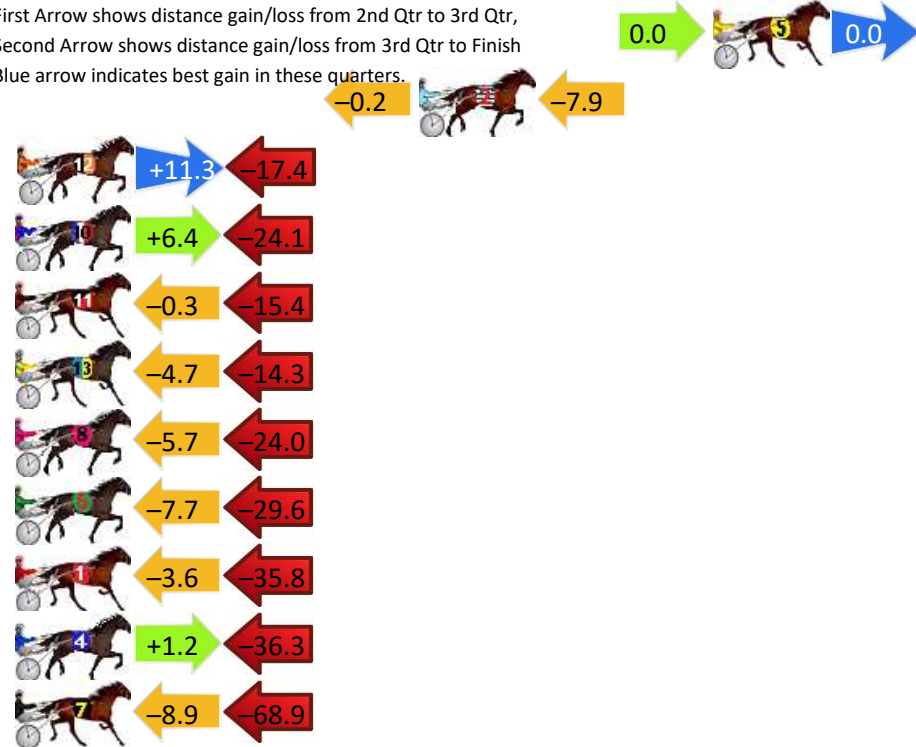
Gross Time: 1:56.10 MileRate: 1:56.10 LeadTime: 0.00s First Qtr: 29.30s Second Qtr: 30.50s Third Qtr: 29.30s Fourth Qtr: 27.10s

DATA TABLE: 800 / 400 Posi's are position from leader and (how wide the horse was at that position)

No	Horse	Plc	Mar	800 Posi	400 Posi	Time	3rd Qtr	4th Qt
5	Luv The Nitelife	1	0.0m	0.0m (0)	0.0m (0)	1:56.10	29.30s	27.10s
2	Keayang Moscato	2	11.8m	3.7m (0)	3.9m (0)	1:56.94	29.30s	27.67s
12	American Victory	3	27.9m	21.8m (1)	10.5m (2)	1:58.09	28.45s	28.35s
10	Jiliby Justify	4	29.9m	12.2m (1)	5.8m (1)	1:58.23	28.81s	28.83s
11	Ears The Boss	5	32.6m	16.9m (1)	17.2m (2)	1:58.43	29.28s	28.22s
13	Mister Evolution	6	38.2m	19.2m (0)	23.9m (1)	1:58.83	29.57s	28.15s
8	Rollwitharty	7	42.6m	12.9m (0)	18.6m (0)	1:59.14	29.66s	28.84s
6	Scattershot	8	45.4m	8.1m (1)	15.8m (1)	1:59.34	29.81s	29.24s
1	Im Molly Malone	9	47.2m	7.8m (0)	11.4m (0)	1:59.47	29.53s	29.67s
4	Bon Viveur	10	63.1m	28.0m (0)	26.8m (2)	2:00.60	29.14s	29.73s
7	Platinums Boy	11	80.4m	2.6m (1)	11.5m (1)	2:01.84	29.91s	32.03s

Finish Position and metres gained

First Arrow shows distance gain/loss from 2nd Qtr to 3rd Qtr,
Second Arrow shows distance gain/loss from 3rd Qtr to Finish
Blue arrow indicates best gain in these quarters.



Geelong Race 8 Distance 1609m

Friday, 21 March 2025

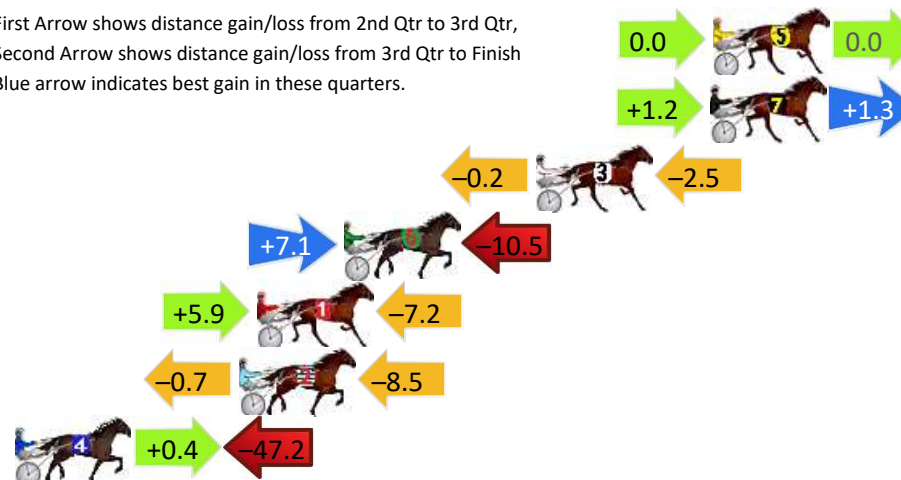
Gross Time: 2:00.00 MileRate: 2:00.00 LeadTime: 0.00s First Qtr: 30.90s Second Qtr: 30.90s Third Qtr: 29.90s Fourth Qtr: 28.40s

DATA TABLE: 800 / 400 Posi's are position from leader and (how wide the horse was at that position)

NoHorse	Plc	Mar	800 Posi	400 Posi	Time	3rd Qtr	4th Qt
5 Keayang Lavita	1	0.0m	0.0m (0)	0.0m (0)	2:00.00	29.90s	28.40s
7 Dichotomy	2	0.1m	2.6m (1)	1.4m (1)	2:00.01	29.81s	28.30s
3 Jakarta	3	7.1m	4.4m (0)	4.6m (0)	2:00.53	29.90s	28.60s
6 Prohibited Grace	4	14.8m	11.4m (1)	4.3m (2)	2:01.10	29.36s	29.20s
1 Leanne Leeann	5	18.3m	17.0m (0)	11.1m (1)	2:01.37	29.44s	28.96s
2 Desert Assassin	6	19.0m	9.8m (0)	10.5m (0)	2:01.42	29.93s	29.06s
4 Rocky Valley	7	54.2m	7.4m (1)	7.0m (1)	2:04.04	29.85s	31.94s

Finish Position and metres gained

First Arrow shows distance gain/loss from 2nd Qtr to 3rd Qtr,
Second Arrow shows distance gain/loss from 3rd Qtr to Finish
Blue arrow indicates best gain in these quarters.



800

Visual positions in race at 2nd Quarter



400

Visual positions in race at 3rd Quarter



Powered by



Harness Analyser

Sectional Analysis Software

Not just form | Free Trial

www.facebook.com/PJHarnessRacing



RISE Digital, Harness Racing Australia nor the provider accepts any responsibility for the completeness or accuracy of any of the information contained herein, and makes no representations about its suitability for any particular purpose. Users should make their own judgements about those matters and/or seek independent advice. You assume all risks associated with use of data provided on this page