

Geelong Race 1 Distance 1609m

Friday, 19 June 2026




Gross Time: 1:54.50 MileRate: 1:54.50 LeadTime: 0.00s First Qtr: 28.80s Second Qtr: 29.80s Third Qtr: 27.90s Fourth Qtr: 28.00s

DATA TABLE: 800 / 400 Posi's are position from leader and (how wide the horse was at that position)

No	Horse	Plc	Mar	800 Posi	400 Posi	Time	3rd Qtr	4th Qt
3	PISTOL PEARCE	1	0.0m	0.0m (0)	0.0m (0)	1:54.50	27.90s	28.00s
1	BELLA LOUISE	2	0.8m	3.8m (0)	4.3m (0)	1:54.56	27.94s	27.76s
8	FICTION FILE	3	3.0m	8.1m (0)	8.4m (1)	1:54.72	27.92s	27.64s
11	MASON JOLIE	4	13.4m	30.3m (0)	24.9m (0)	1:55.49	27.53s	27.26s
9	SHES NANCY	5	14.3m	13.9m (0)	13.8m (0)	1:55.55	27.90s	28.09s
2	CALYPSO MISTRESS	6	19.7m	17.6m (1)	19.9m (0)	1:55.95	28.06s	28.07s
13	TALKBABYTALK	7	22.3m	33.0m (1)	29.3m (1)	1:56.14	27.64s	27.61s
5	ASMILEANDAWINX	8	29.1m	9.4m (1)	17.4m (2)	1:56.64	28.46s	28.93s
6	LENARD ESS	9	35.7m	22.4m (1)	25.4m (1)	1:57.13	28.11s	28.86s
12	TREACHEROUS DAN	10	39.2m	27.3m (1)	26.5m (2)	1:57.39	27.85s	29.05s
4	DENVER MAN	11	40.4m	13.7m (1)	21.7m (2)	1:57.47	28.46s	29.47s
10	ANOTHER WOODS	12	49.8m	5.1m (1)	15.9m (1)	1:58.17	28.65s	30.56s

Finish Position and metres gained

First Arrow shows distance gain/loss from 2nd Qtr to 3rd Qtr, Second Arrow shows distance gain/loss from 3rd Qtr to Finish
Blue arrow indicates best gain in these quarters.



Geelong Race 2 Distance 1609m



Friday, 19 June 2026

Gross Time: 1:56.50 MileRate: 1:56.50 LeadTime: 0.00s First Qtr: 27.60s Second Qtr: 30.60s Third Qtr: 29.20s Fourth Qtr: 29.10s


DATA TABLE: 800 / 400 Posi's are position from leader and (how wide the horse was at that position)

No	Horse	Plc	Mar	800 Posi	400 Posi	Time	3rd Qtr	4th Qt
11	SHIFFRIN	1	0.0m	18.6m (2)	9.4m (2)	1:56.50	28.53s	28.42s
10	JANIEBQUICK	2	4.4m	23.2m (1)	15.9m (1)	1:56.84	28.67s	28.28s
5	IFYOULOVEMELETME GO	3	4.7m	15.0m (1)	4.7m (2)	1:56.86	28.45s	29.12s
2	AVEIRO	4	6.4m	4.4m (0)	3.7m (0)	1:56.99	29.15s	29.32s
12	CALEDONIAN TERRA	5	10.5m	23.2m (2)	13.6m (2)	1:57.30	28.51s	28.91s
1	QUICK DECISION	6	12.2m	9.2m (0)	7.9m (0)	1:57.43	29.10s	29.46s
6	YNOBE NOVA	7	12.6m	26.2m (0)	17.0m (0)	1:57.46	28.53s	28.83s
3	COLORADO GIRL	8	13.3m	0.0m (0)	0.0m (0)	1:57.52	29.20s	30.12s
8	BLAZIN HEAVEN	9	22.9m	14.2m (0)	12.7m (0)	1:58.25	29.09s	29.93s
7	ROBLEN RANGER	10	26.7m	3.6m (1)	3.8m (1)	1:58.54	29.21s	30.86s
9	MY BEAUTIFUL LIFE	11	28.0m	19.2m (1)	12.1m (1)	1:58.64	28.68s	30.36s
4	HURRICANE HOOLY	12	40.4m	10.5m (1)	7.9m (1)	1:59.58	29.01s	31.61s

Finish Position and metres gained



Visual positions in race at 2nd Quarter



Visual positions in race at 3rd Quarter



Geelong Race 3 Distance 2100m

Friday, 19 June 2026


Gross Time: 2:33.10 MileRate: 1:57.30 LeadTime: 33.80s First Qtr: 31.40s Second Qtr: 30.80s Third Qtr: 28.90s Fourth Qtr: 28.20s

DATA TABLE: 800 / 400 Posi's are position from leader and (how wide the horse was at that position)

No	Horse	Plc	Mar	800 Posi	400 Posi	Time	3rd Qtr	4th Qt
3	SOLS ME NAME	1	0.0m	0.0m (0)	0.0m (0)	2:33.10	28.90s	28.20s
7	OLLIES THE BOSS	2	1.6m	12.3m (0)	12.7m (0)	2:33.22	28.92s	27.42s
8	STARZZZ DESTINY	3	5.1m	8.4m (0)	8.5m (0)	2:33.48	28.90s	27.98s
9	SCHERGER THAT	4	5.4m	10.7m (1)	2.9m (2)	2:33.50	28.34s	28.39s
1	MUSELET	5	5.8m	4.2m (0)	4.7m (0)	2:33.53	28.93s	28.30s
6	LAMBRO MACH	6	7.9m	19.1m (1)	10.9m (1)	2:33.69	28.30s	28.01s
4	BANDIT EYES	7	13.6m	5.4m (1)	6.0m (1)	2:34.11	28.93s	28.78s
5	THE DEVILS FLAME	8	18.1m	15.3m (1)	9.7m (2)	2:34.44	28.49s	28.85s
2	MORRIS BROWN	9	19.4m	0.3m (1)	1.5m (1)	2:34.54	28.98s	29.53s

Finish Position and metres gained

First Arrow shows distance gain/loss from 2nd Qtr to 3rd Qtr,
Second Arrow shows distance gain/loss from 3rd Qtr to Finish
Blue arrow indicates best gain in these quarters.



800

Visual positions in race at 2nd Quarter



400

Visual positions in race at 3rd Quarter



Geelong Race 4 Distance 2100m

Friday, 19 June 2026



Gross Time: 2:30.70 MileRate: 1:55.50 LeadTime: 33.80s First Qtr: 28.80s Second Qtr: 31.60s Third Qtr: 28.70s Fourth Qtr: 27.80s

DATA TABLE: 800 / 400 Posi's are position from leader and (how wide the horse was at that position)

NoHorse	Plc	Mar	800 Posi	400 Posi	Time	3rd Qtr	4th Qt
9 MIDNIGHT MOTH	1	0.0m	0.0m (0)	0.0m (0)	2:30.70	28.70s	27.80s
8 TACTICALLY PERFECT	2	17.8m	13.4m (0)	7.0m (1)	2:32.00	28.26s	28.55s
4 HAPPILY	3	29.3m	4.2m (0)	5.4m (0)	2:32.84	28.81s	29.45s
5 EXOTIC CHESTER	4	42.6m	19.4m (0)	25.0m (0)	2:33.81	29.11s	29.02s
3 SWEETHEART DIOR	5	46.9m	8.6m (0)	12.6m (0)	2:34.13	29.02s	30.17s

Finish Position and metres gained

First Arrow shows distance gain/loss from 2nd Qtr to 3rd Qtr, Second Arrow shows distance gain/loss from 3rd Qtr to Finish. Blue arrow indicates best gain in these quarters.



Geelong Race 5 Distance 1609m

Friday, 19 June 2026

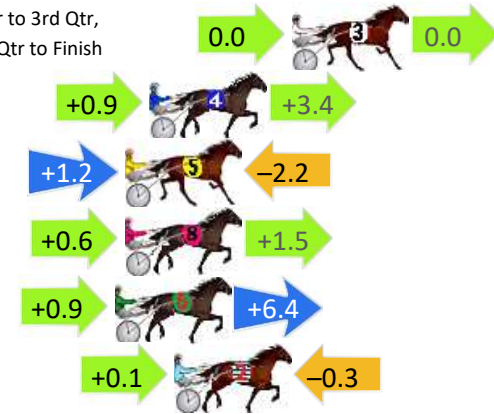
Gross Time: 2:01.40 MileRate: 2:01.40 LeadTime: 0.00s First Qtr: 30.10s Second Qtr: 31.40s Third Qtr: 30.50s Fourth Qtr: 29.40s

DATA TABLE: 800 / 400 Posi's are position from leader and (how wide the horse was at that position)

NoHorse	Plc	Mar	800 Posi	400 Posi	Time	3rd Qtr	4th Qt
3 KISS AT MIDNIGHT	1	0.0m	0.0m (0)	0.0m (0)	2:01.40	30.50s	29.40s
4 SCAR	2	5.7m	10.0m (1)	9.1m (1)	2:01.84	30.41s	29.17s
5 AI SEDHAI	3	6.7m	5.7m (1)	4.5m (1)	2:01.92	30.40s	29.58s
8 NOBLE COUNT	3	6.7m	8.8m (0)	8.2m (0)	2:01.92	30.44s	29.31s
6 CARTACALHA	5	7.1m	14.4m (1)	13.5m (1)	2:01.95	30.41s	28.94s
2 SPANISH RIZARDO	6	4.7m	4.5m (0)	4.4m (0)	2:01.76	30.49s	29.43s

Finish Position and metres gained

First Arrow shows distance gain/loss from 2nd Qtr to 3rd Qtr,
Second Arrow shows distance gain/loss from 3rd Qtr to Finish
Blue arrow indicates best gain in these quarters.



8
0
0

Visual positions in race at 2nd Quarter



4
0
0

Visual positions in race at 3rd Quarter



Geelong Race 6 Distance 2100m


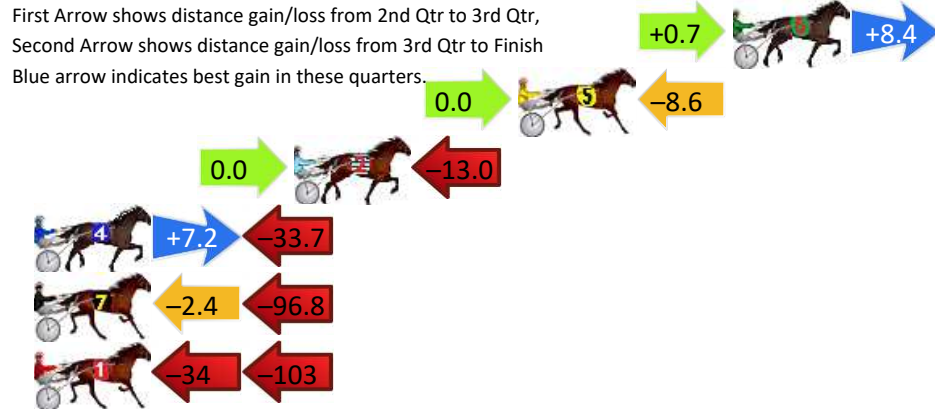
Friday, 19 June 2026

Gross Time: 2:40.60 MileRate: 2:03.10 LeadTime: 36.50s First Qtr: 31.80s Second Qtr: 30.90s Third Qtr: 31.00s Fourth Qtr: 30.40s

DATA TABLE: 800 / 400 Posi's are position from leader and (how wide the horse was at that position)

NoHorse	Plc	Mar	800 Posi	400 Posi	Time	3rd Qtr	4th Qt
6 CHAMPAGNE GEMMA	1	0.0m	9.1m (0)	8.4m (1)	2:40.60	30.94s	29.76s
5 LOW LIE THE FIELDS	2	8.6m	0.0m (0)	0.0m (0)	2:41.28	31.00s	31.08s
2 THE PASO DOBLE	3	17.6m	4.6m (0)	4.6m (0)	2:42.00	31.00s	31.45s
4 RIDETHELIGHTNING	4	47.9m	21.4m (0)	14.2m (3)	2:44.41	30.44s	33.13s
7 HEAVENLY GLOW	5	107.4m	8.2m (1)	10.6m (2)	2:49.15	31.18s	38.14s
1 ALCOMBZ	6	306.7m	170.2m (0)	204.0m (0)	3:05.01	33.50s	39.24s

Finish Position and metres gained



Geelong Race 7 Distance 2100m

Friday, 19 June 2026


Gross Time: 2:38.00 MileRate: 2:01.00 LeadTime: 36.30s First Qtr: 31.80s Second Qtr: 30.70s Third Qtr: 29.80s Fourth Qtr: 29.40s

DATA TABLE: 800 / 400 Posi's are position from leader and (how wide the horse was at that position)

No	Horse	Plc	Mar	800 Posi	400 Posi	Time	3rd Qtr	4th Qt
2	OFF YOUR FACESKI	1	0.0m	0.0m (0)	0.0m (0)	2:38.00	29.80s	29.40s
5	ACOOOL INVESTMENT	2	10.9m	13.4m (1)	10.6m (2)	2:38.84	29.59s	29.46s
1	NIGHT FLIGHT	3	14.6m	4.5m (0)	8.2m (0)	2:39.13	30.07s	29.93s
3	KEAYANG TWEETYBIRD	4	14.9m	13.0m (0)	15.1m (2)	2:39.15	29.95s	29.44s
6	MANDA KYVALLEY	5	18.5m	8.9m (0)	12.2m (0)	2:39.43	30.04s	29.93s
4	KYVALLEY JAGGER	6	18.8m	8.8m (1)	11.9m (1)	2:39.45	30.02s	29.98s
7	SPIRITED LASS	7	19.3m	4.3m (1)	6.9m (1)	2:39.49	29.98s	30.38s

Finish Position and metres gained

First Arrow shows distance gain/loss from 2nd Qtr to 3rd Qtr, Second Arrow shows distance gain/loss from 3rd Qtr to Finish
Blue arrow indicates best gain in these quarters



800

Visual positions in race at 2nd Quarter



400

Visual positions in race at 3rd Quarter



Geelong Race 8 Distance 1609m

Friday, 19 June 2026



Gross Time: 2:01.80 MileRate: 2:01.80 LeadTime: 0.00s First Qtr: 30.30s Second Qtr: 29.90s Third Qtr: 30.90s Fourth Qtr: 30.70s

DATA TABLE: 800 / 400 Posi's are position from leader and (how wide the horse was at that position)


NoHorse	Plc	Mar	800 Posi	400 Posi	Time	3rd Qtr	4th Qt
3	KYVALLEY DIXON	1	0.0m	6.2m (1)	2:01.80	30.44s	30.70s
5	HES RUNAWAY BAY	2	18.5m	0.0m (0)	2:03.29	31.67s	31.42s
6	SHE DRIVES ME	3	33.2m	14.3m (1)	2:04.47	30.48s	32.72s
2	HEZA DO GOODA	4	50.2m	10.8m (0)	2:05.83	31.20s	33.63s
1	DELIGHTFUL REYNA	5	126.1m	4.0m (0)	2:11.93	36.97s	34.46s

Finish Position and metres gained

First Arrow shows distance gain/loss from 2nd Qtr to 3rd Qtr, Second Arrow shows distance gain/loss from 3rd Qtr to Finish. Blue arrow indicates best gain in these quarters.



Visual positions in race at 2nd Quarter



Visual positions in race at 3rd Quarter