

Geelong Race 1 Distance 2100m



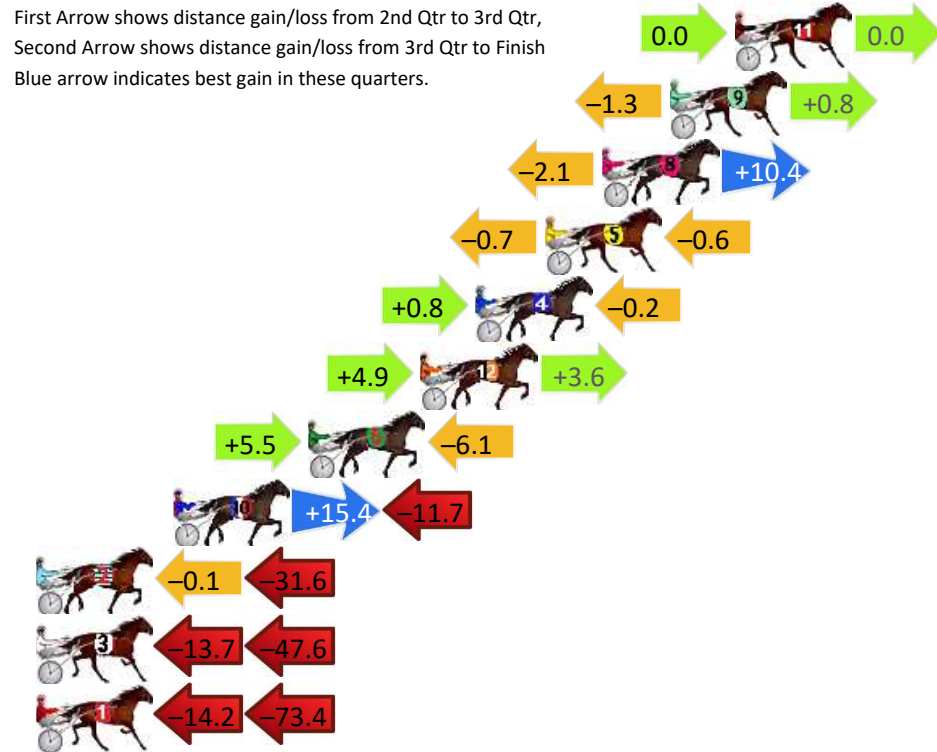
Friday, 8 May 2026

Gross Time: 2:36.50 MileRate: 1:59.90 LeadTime: 36.90s First Qtr: 30.20s Second Qtr: 30.90s Third Qtr: 29.00s Fourth Qtr: 29.50s

DATA TABLE: 800 / 400 Posi's are position from leader and (how wide the horse was at that position)

| No | Horse | Plc | Mar | 800 Posi | 400 Posi | Time | 3rd Qtr | 4th Qt |
|----|------------------|-----|-------|-----------|-----------|---------|---------|--------|
| 11 | CAPTAINS RUSH | 1 | 0.0m | 0.0m (0) | 0.0m (0) | 2:36.50 | 29.00s | 29.50s |
| 9 | TEERDEE | 2 | 2.6m | 2.1m (1) | 3.4m (1) | 2:36.70 | 29.09s | 29.46s |
| 8 | TRICODE | 3 | 5.3m | 13.6m (0) | 15.7m (0) | 2:36.91 | 29.16s | 28.77s |
| 5 | BEAU BECA | 4 | 7.6m | 6.3m (1) | 7.0m (2) | 2:37.09 | 29.06s | 29.58s |
| 4 | BELVU BANDIT | 5 | 10.4m | 11.0m (1) | 10.2m (1) | 2:37.30 | 28.95s | 29.56s |
| 12 | HOLD ON FOREVER | 6 | 12.6m | 21.1m (1) | 16.2m (1) | 2:37.47 | 28.65s | 29.30s |
| 6 | ROBUST SALLY | 7 | 17.1m | 16.5m (1) | 11.0m (0) | 2:37.82 | 28.61s | 30.02s |
| 10 | DIAMOND LOU | 8 | 22.5m | 26.2m (1) | 10.8m (2) | 2:38.24 | 27.90s | 30.45s |
| 2 | SEW HOPEFULL | 9 | 36.3m | 4.6m (0) | 4.7m (0) | 2:39.31 | 29.01s | 31.97s |
| 3 | THREETWENTYTHREE | 10 | 79.8m | 18.5m (0) | 32.2m (0) | 2:42.67 | 30.01s | 33.33s |
| 1 | PONTIAN GIRL | 11 | 96.8m | 9.2m (0) | 23.4m (0) | 2:43.99 | 30.04s | 35.29s |

Finish Position and metres gained



Geelong Race 2 Distance 1609m

Friday, 8 May 2026

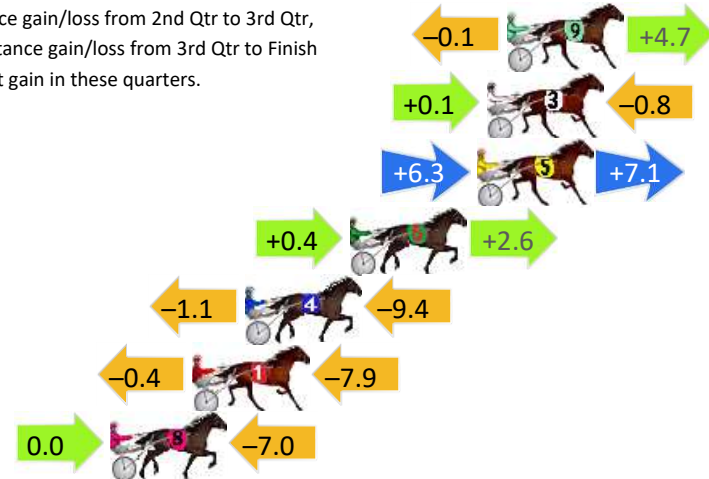
Gross Time: 1:55.40 MileRate: 1:55.40 LeadTime: 0.00s First Qtr: 27.70s Second Qtr: 30.70s Third Qtr: 28.90s Fourth Qtr: 28.20s

DATA TABLE: 800 / 400 Posi's are position from leader and (how wide the horse was at that position)

| No | Horse | Plc | Mar | 800 Posi | 400 Posi | Time | 3rd Qtr | 4th Qt |
|----|-------------------|-----|-------|-----------|----------|---------|---------|--------|
| 9 | STARZZZ DESTINY | 1 | 0.0m | 4.6m (1) | 4.7m (1) | 1:55.40 | 28.90s | 27.87s |
| 3 | BREATHE EASY | 2 | 0.8m | 0.1m (0) | 0.0m (0) | 1:55.46 | 28.89s | 28.26s |
| 5 | ANOTHER WOODS | 3 | 1.2m | 14.6m (1) | 8.3m (2) | 1:55.49 | 28.44s | 27.70s |
| 6 | ALWAYS A SHOWGIRL | 4 | 6.3m | 9.3m (1) | 8.9m (1) | 1:55.87 | 28.86s | 28.03s |
| 4 | HURRIKANE DUSTY | 5 | 10.5m | 0.0m (1) | 1.1m (1) | 1:56.18 | 28.97s | 28.90s |
| 1 | WICHITA KANSAS | 6 | 12.6m | 4.3m (0) | 4.7m (0) | 1:56.33 | 28.92s | 28.80s |
| 8 | KHANS CREED | 7 | 15.9m | 8.9m (0) | 8.9m (0) | 1:56.58 | 28.89s | 28.75s |

Finish Position and metres gained

First Arrow shows distance gain/loss from 2nd Qtr to 3rd Qtr, Second Arrow shows distance gain/loss from 3rd Qtr to Finish
Blue arrow indicates best gain in these quarters.



800

Visual positions in race at 2nd Quarter



400

Visual positions in race at 3rd Quarter



Geelong Race 3 Distance 1609m



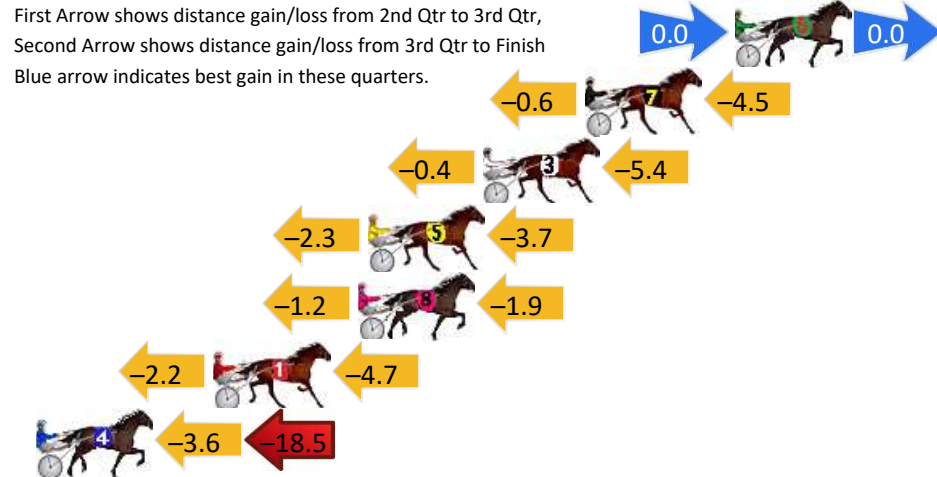
Friday, 8 May 2026

Gross Time: 1:54.30 MileRate: 1:54.30 LeadTime: 0.00s First Qtr: 28.00s Second Qtr: 30.20s Third Qtr: 27.90s Fourth Qtr: 28.30s

DATA TABLE: 800 / 400 Posi's are position from leader and (how wide the horse was at that position)

| No | Horse | Plc | Mar | 800 Posi | 400 Posi | Time | 3rd Qtr | 4th Qt |
|----|-------------------|-----|-------|-----------|-----------|---------|---------|--------|
| 6 | ROMEO | 1 | 0.0m | 0.0m (0) | 0.0m (0) | 1:54.30 | 27.90s | 28.30s |
| 7 | MORRIS BROWN | 2 | 6.0m | 0.9m (1) | 1.5m (1) | 1:54.75 | 27.94s | 28.64s |
| 3 | CALEDONIAN RANGER | 3 | 10.1m | 4.3m (0) | 4.7m (0) | 1:55.05 | 27.93s | 28.72s |
| 5 | SUMTHIN ELSE | 4 | 14.7m | 8.7m (0) | 11.0m (0) | 1:55.39 | 28.07s | 28.62s |
| 8 | DELIGHTFUL CHARM | 5 | 15.1m | 12.0m (1) | 13.2m (2) | 1:55.42 | 27.99s | 28.50s |
| 1 | JUST PEDRO | 6 | 20.9m | 14.0m (0) | 16.2m (0) | 1:55.85 | 28.06s | 28.72s |
| 4 | POSTERIZED | 7 | 28.3m | 6.2m (1) | 9.8m (1) | 1:56.40 | 28.15s | 29.72s |

Finish Position and metres gained



Geelong Race 4 Distance 1609m

Friday, 8 May 2026



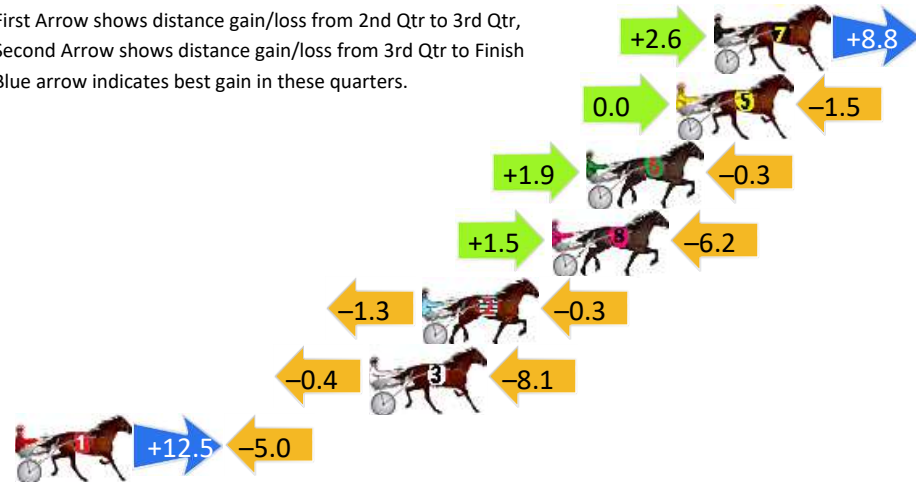
Gross Time: 1:59.30 MileRate: 1:59.30 LeadTime: 0.00s First Qtr: 28.50s Second Qtr: 31.60s Third Qtr: 29.40s Fourth Qtr: 29.80s

DATA TABLE: 800 / 400 Posi's are position from leader and (how wide the horse was at that position)

| No | Horse | Plc | Mar | 800 Posi | 400 Posi | Time | 3rd Qtr | 4th Qt |
|----|-----------------|-----|-------|-----------|-----------|---------|---------|--------|
| 7 | THE MOUNTAIN | 1 | 0.0m | 11.4m (1) | 8.8m (1) | 1:59.30 | 29.21s | 29.16s |
| 5 | PICKLE IT | 2 | 1.5m | 0.0m (0) | 0.0m (0) | 1:59.42 | 29.40s | 29.92s |
| 6 | ELLI JOH | 3 | 5.1m | 6.7m (1) | 4.8m (1) | 1:59.70 | 29.26s | 29.84s |
| 8 | SIR CANDY CLOUD | 4 | 6.5m | 1.8m (1) | 0.3m (1) | 1:59.81 | 29.29s | 30.28s |
| 2 | ETIZ AMODEL | 5 | 11.7m | 10.1m (0) | 11.4m (0) | 2:00.21 | 29.50s | 29.87s |
| 3 | RIVER PATROL | 6 | 13.8m | 5.3m (0) | 5.7m (0) | 2:00.38 | 29.43s | 30.46s |
| 1 | OSCAR BRAVO | 7 | 30.8m | 38.3m (0) | 25.8m (0) | 2:01.70 | 28.50s | 30.30s |

Finish Position and metres gained

First Arrow shows distance gain/loss from 2nd Qtr to 3rd Qtr, Second Arrow shows distance gain/loss from 3rd Qtr to Finish
Blue arrow indicates best gain in these quarters.



Geelong Race 5 Distance 2100m

Friday, 8 May 2026

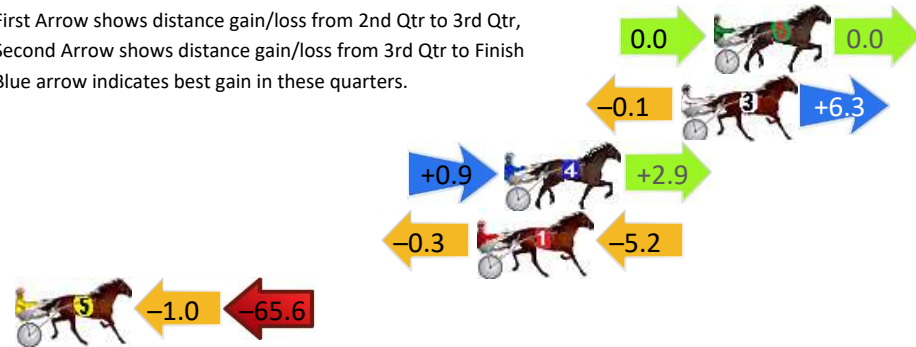
Gross Time: 2:43.40 MileRate: 2:05.20 LeadTime: 36.80s First Qtr: 35.30s Second Qtr: 31.50s Third Qtr: 30.00s Fourth Qtr: 29.80s

DATA TABLE: 800 / 400 Posi's are position from leader and (how wide the horse was at that position)

| NoHorse | Plc | Mar | 800 Posi | 400 Posi | Time | 3rd Qtr | 4th Qt |
|---------------------|-----|-------|-----------|-----------|---------|---------|--------|
| 6 NIGHT FLIGHT | 1 | 0.0m | 0.0m (0) | 0.0m (0) | 2:43.40 | 30.00s | 29.80s |
| 3 BUCKLES FOR BERRY | 2 | 1.3m | 7.5m (1) | 7.6m (1) | 2:43.50 | 30.00s | 29.34s |
| 4 METRO SWISH | 3 | 8.4m | 12.2m (1) | 11.3m (2) | 2:44.06 | 29.93s | 29.62s |
| 1 KYVALLEY JENNY | 4 | 9.5m | 4.0m (0) | 4.3m (0) | 2:44.14 | 30.02s | 30.22s |
| 5 ACE DAN | 5 | 75.2m | 8.6m (0) | 9.6m (0) | 2:49.27 | 30.07s | 34.96s |

Finish Position and metres gained

First Arrow shows distance gain/loss from 2nd Qtr to 3rd Qtr, Second Arrow shows distance gain/loss from 3rd Qtr to Finish
Blue arrow indicates best gain in these quarters.



8
0
0

Visual positions in race at 2nd Quarter



4
0
0

Visual positions in race at 3rd Quarter



Geelong Race 6 Distance 2100m

Friday, 8 May 2026



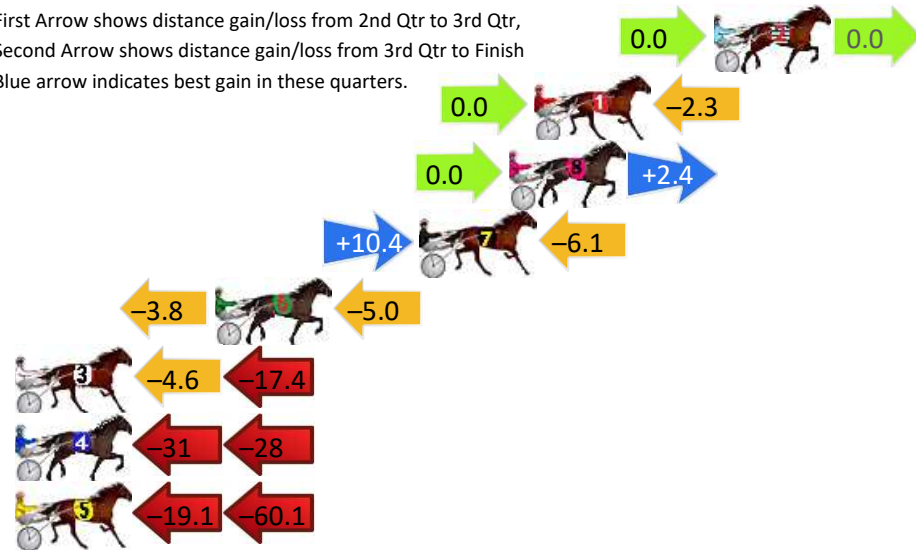
Gross Time: 2:40.20 MileRate: 2:02.70 LeadTime: 36.90s First Qtr: 31.60s Second Qtr: 30.70s Third Qtr: 30.30s Fourth Qtr: 30.70s

DATA TABLE: 800 / 400 Posi's are position from leader and (how wide the horse was at that position)

| No | Horse | Plc | Mar | 800 Posi | 400 Posi | Time | 3rd Qtr | 4th Qt |
|----|------------------|-----|--------|-----------|------------|---------|---------|--------|
| 2 | KENNYSON | 1 | 0.0m | 0.0m (0) | 0.0m (0) | 2:40.20 | 30.30s | 30.70s |
| 1 | LOVENUS | 2 | 7.2m | 4.9m (0) | 4.9m (0) | 2:40.78 | 30.30s | 30.91s |
| 8 | VOLSTEADSDelight | 3 | 8.2m | 10.6m (0) | 10.6m (0) | 2:40.86 | 30.30s | 30.56s |
| 7 | SPANISH RIZARDO | 4 | 11.8m | 16.1m (1) | 5.7m (1) | 2:41.15 | 29.52s | 31.21s |
| 6 | NUCLEAR ATTITUDE | 5 | 20.0m | 11.2m (1) | 15.0m (2) | 2:41.81 | 30.60s | 31.17s |
| 3 | EMILY MEAGAN | 6 | 28.9m | 6.9m (1) | 11.5m (1) | 2:42.52 | 30.65s | 32.15s |
| 4 | MOREEP | 7 | 81.4m | 23.9m (0) | 54.1m (1) | 2:46.74 | 32.60s | 33.13s |
| 5 | KITTY CASH | 8 | 178.8m | 99.6m (0) | 118.7m (0) | 2:54.56 | 31.80s | 36.06s |

Finish Position and metres gained

First Arrow shows distance gain/loss from 2nd Qtr to 3rd Qtr, Second Arrow shows distance gain/loss from 3rd Qtr to Finish
Blue arrow indicates best gain in these quarters.



Geelong Race 7 Distance 1609m

Friday, 8 May 2026



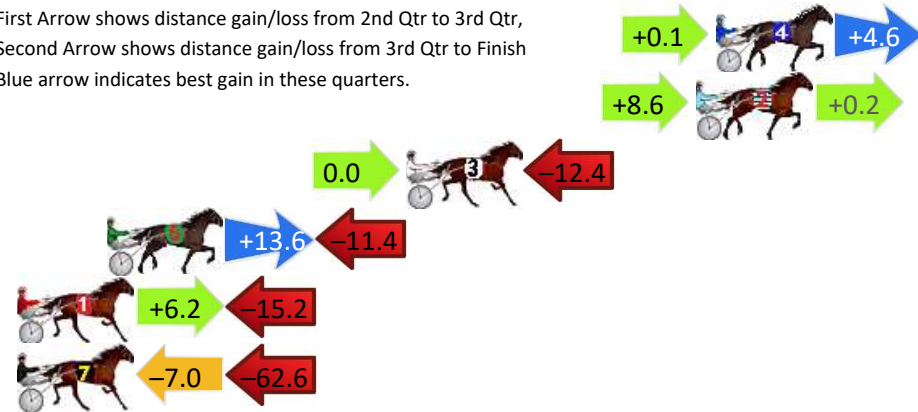
Gross Time: 2:03.80 MileRate: 2:03.80 LeadTime: 0.00s First Qtr: 30.10s Second Qtr: 31.80s Third Qtr: 30.70s Fourth Qtr: 31.30s

DATA TABLE: 800 / 400 Posi's are position from leader and (how wide the horse was at that position)

| NoHorse | Plc | Mar | 800 Posi | 400 Posi | Time | 3rd Qtr | 4th Qt |
|-------------------|-----|-------|-----------|-----------|---------|---------|--------|
| 4 ROSE ALL DAY | 1 | 0.0m | 4.7m (0) | 4.6m (0) | 2:03.80 | 30.69s | 30.95s |
| 2 MISS HOLLY RED | 2 | 0.8m | 9.6m (0) | 1.0m (1) | 2:03.87 | 30.04s | 31.29s |
| 3 WAR DAN PHOENIX | 3 | 12.4m | 0.0m (0) | 0.0m (0) | 2:04.81 | 30.70s | 32.31s |
| 6 TAURAS | 4 | 24.4m | 26.6m (0) | 13.0m (1) | 2:05.80 | 29.67s | 32.29s |
| 1 SUMMIT MEETING | 5 | 30.8m | 21.8m (0) | 15.6m (0) | 2:06.32 | 30.24s | 32.62s |
| 7 ATEGO ANGEL | 6 | 85.6m | 16.0m (0) | 23.0m (0) | 2:10.80 | 31.25s | 36.53s |

Finish Position and metres gained

First Arrow shows distance gain/loss from 2nd Qtr to 3rd Qtr, Second Arrow shows distance gain/loss from 3rd Qtr to Finish Blue arrow indicates best gain in these quarters.



Visual positions in race at 2nd Quarter

Visual positions in race at 3rd Quarter