

Geelong Race 1 Distance 1609m

Friday, 5 June 2026




Gross Time: 1:57.40 MileRate: 1:57.40 LeadTime: 0.00s First Qtr: 30.00s Second Qtr: 30.80s Third Qtr: 28.40s Fourth Qtr: 28.30s

DATA TABLE: 800 / 400 Posi's are position from leader and (how wide the horse was at that position)

No	Horse	Plc	Mar	800 Posi	400 Posi	Time	3rd Qtr	4th Qt
3	TALKBABYTALK	1	0.0m	0.0m (0)	0.0m (0)	1:57.40	28.40s	28.30s
10	SHIFFRIN	2	2.5m	1.6m (1)	1.5m (1)	1:57.59	28.39s	28.38s
2	WOODLEA DIEGO	3	7.8m	4.4m (0)	4.3m (0)	1:57.98	28.39s	28.58s
5	JUSTLIKEDAVE	4	8.6m	25.4m (1)	16.3m (2)	1:58.04	27.76s	27.79s
9	CALYPSO MISTRESS	5	10.2m	13.6m (0)	13.3m (0)	1:58.16	28.38s	28.12s
7	YNOBE NOVA	6	11.1m	6.4m (1)	6.3m (1)	1:58.23	28.39s	28.68s
1	AVEIRO	7	11.2m	8.5m (0)	9.1m (0)	1:58.23	28.44s	28.49s
6	MISTER FONZI	8	11.3m	20.1m (1)	12.5m (2)	1:58.24	27.86s	28.26s
4	UP AND ABOUT	9	11.7m	11.2m (1)	11.4m (1)	1:58.27	28.41s	28.37s
11	HAPPENSTBABEACHBOY	10	16.5m	15.4m (1)	6.8m (2)	1:58.63	27.79s	29.05s

Finish Position and metres gained

First Arrow shows distance gain/loss from 2nd Qtr to 3rd Qtr, Second Arrow shows distance gain/loss from 3rd Qtr to Finish
Blue arrow indicates best gain in these quarters.



Geelong Race 2 Distance 2100m

Friday, 5 June 2026


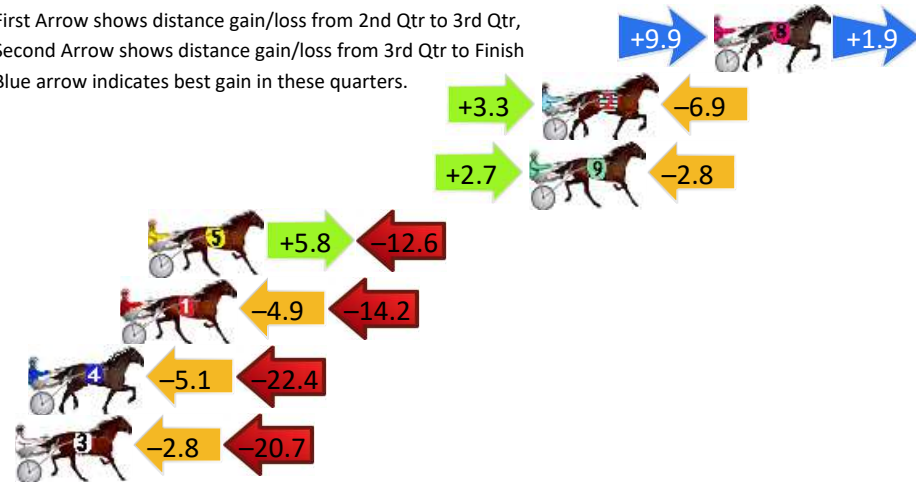
Gross Time: 2:33.80 MileRate: 1:57.90 LeadTime: 34.80s First Qtr: 30.30s Second Qtr: 29.90s Third Qtr: 29.30s Fourth Qtr: 29.50s

DATA TABLE: 800 / 400 Posi's are position from leader and (how wide the horse was at that position)

No	Horse	Plc	Mar	800 Posi	400 Posi	Time	3rd Qtr	4th Qt
8	IFYOULOVEMELETMEGO	1	0.0m	11.8m (1)	1.9m (2)	2:33.80	28.58s	29.36s
2	FREAK OUT	2	6.9m	3.3m (1)	0.0m (0)	2:34.33	29.06s	30.03s
9	CALEDONIAN TERRA	3	7.4m	7.3m (1)	4.6m (1)	2:34.37	29.10s	29.74s
5	KIMCHI	4	22.7m	15.9m (1)	10.1m (2)	2:35.56	28.88s	30.52s
1	THE MOUNTAIN	5	23.8m	4.7m (0)	9.6m (0)	2:35.64	29.66s	30.64s
4	BONA KHAN	6	27.5m	0.0m (0)	5.1m (0)	2:35.93	29.67s	31.26s
3	PICKLE IT	7	32.7m	9.2m (0)	12.0m (1)	2:36.33	29.50s	31.15s

Finish Position and metres gained

First Arrow shows distance gain/loss from 2nd Qtr to 3rd Qtr, Second Arrow shows distance gain/loss from 3rd Qtr to Finish
Blue arrow indicates best gain in these quarters.



Geelong Race 3 Distance 2100m

Friday, 5 June 2026

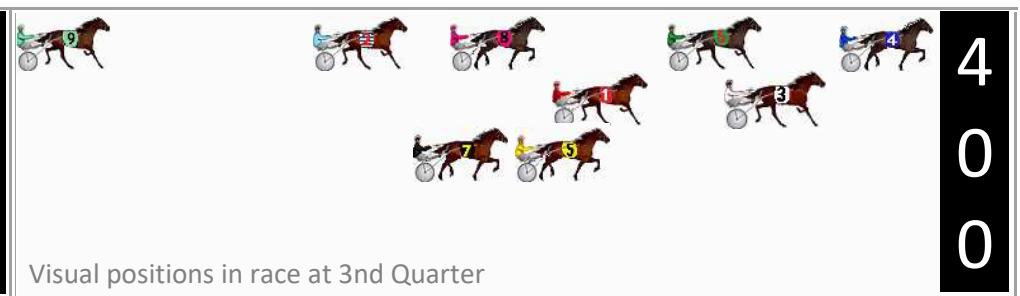

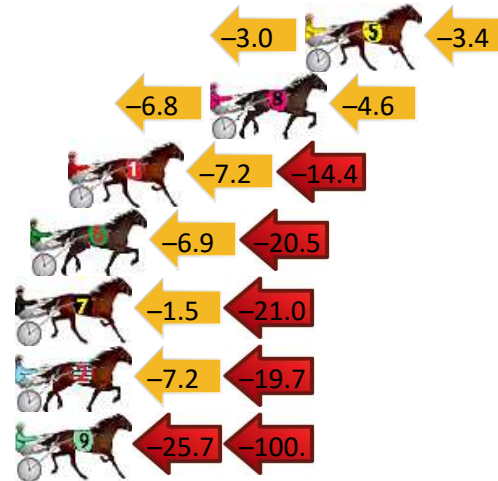
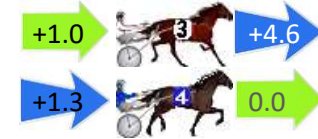
Gross Time: 2:36.20 MileRate: 1:59.70 LeadTime: 36.00s First Qtr: 31.60s Second Qtr: 30.30s Third Qtr: 28.90s Fourth Qtr: 29.40s

DATA TABLE: 800 / 400 Posi's are position from leader and (how wide the horse was at that position)

No	Horse	Plc	Mar	800 Posi	400 Posi	Time	3rd Qtr	4th Qt
3	CARLA PIXIE	1	0.0m	5.6m (1)	4.6m (1)	2:36.20	28.83s	29.07s
4	WITH APLOMB	1	0.0m	1.3m (1)	0.0m (0)	2:36.20	28.81s	29.40s
5	LEANNE LEEANN	3	16.4m	10.0m (1)	13.0m (2)	2:37.46	29.12s	29.73s
8	JACK SPRAT	4	20.2m	8.8m (0)	15.6m (0)	2:37.76	29.40s	29.83s
1	SHES SKY HIGH	5	25.9m	4.3m (0)	11.5m (1)	2:38.20	29.42s	30.56s
6	DISTANT SUN	6	27.4m	0.0m (0)	6.9m (0)	2:38.31	29.40s	31.01s
7	DESERT ASSASSIN	7	38.1m	15.6m (1)	17.1m (2)	2:39.14	29.02s	31.10s
2	BUCKLES FOR BERRY	8	40.8m	13.9m (0)	21.1m (0)	2:39.35	29.43s	31.02s
9	RYMES	9	300.2m	174.4m (0)	200.1m (0)	2:59.34	30.87s	38.04s

Finish Position and metres gained

First Arrow shows distance gain/loss from 2nd Qtr to 3rd Qtr, Second Arrow shows distance gain/loss from 3rd Qtr to Finish. Blue arrow indicates best gain in these quarters.



Geelong Race 4 Distance 1609m



Friday, 5 June 2026

Gross Time: 2:01.40 MileRate: 2:01.40 LeadTime: 0.00s First Qtr: 29.30s Second Qtr: 30.80s Third Qtr: 30.50s Fourth Qtr: 30.90s

DATA TABLE: 800 / 400 Posi's are position from leader and (how wide the horse was at that position)

No	Horse	Plc	Mar	800 Posi	400 Posi	Time	3rd Qtr	4th Qt
4	SHEZALOVER	1	0.0m	10.4m (1)	9.3m (2)	2:01.40	30.42s	30.19s
3	LOW LIE THE FIELDS	2	3.8m	15.7m (1)	4.2m (2)	2:01.71	29.63s	30.89s
1	NUCLEAR ATTITUDE	3	5.3m	0.0m (0)	0.0m (0)	2:01.83	30.50s	31.33s
7	SIOUX WARRIOR	4	8.5m	17.2m (0)	13.1m (0)	2:02.09	30.20s	30.59s
8	LAIN	5	9.5m	4.4m (0)	4.3m (0)	2:02.17	30.50s	31.34s
2	FLING IT RAINBOW	6	10.4m	5.5m (1)	8.6m (1)	2:02.24	30.73s	31.09s
5	EMILY MEAGAN	7	14.5m	20.7m (1)	13.6m (1)	2:02.57	29.96s	31.04s
9	ZIPPING VOLSTEAD	8	19.7m	8.8m (0)	8.8m (0)	2:02.99	30.50s	31.82s
6	KYVALLEY JENNY	9	43.5m	1.6m (1)	4.0m (1)	2:04.92	30.68s	34.11s

Finish Position and metres gained



Visual positions in race at 2nd Quarter



Visual positions in race at 3rd Quarter



Geelong Race 5 Distance 1609m



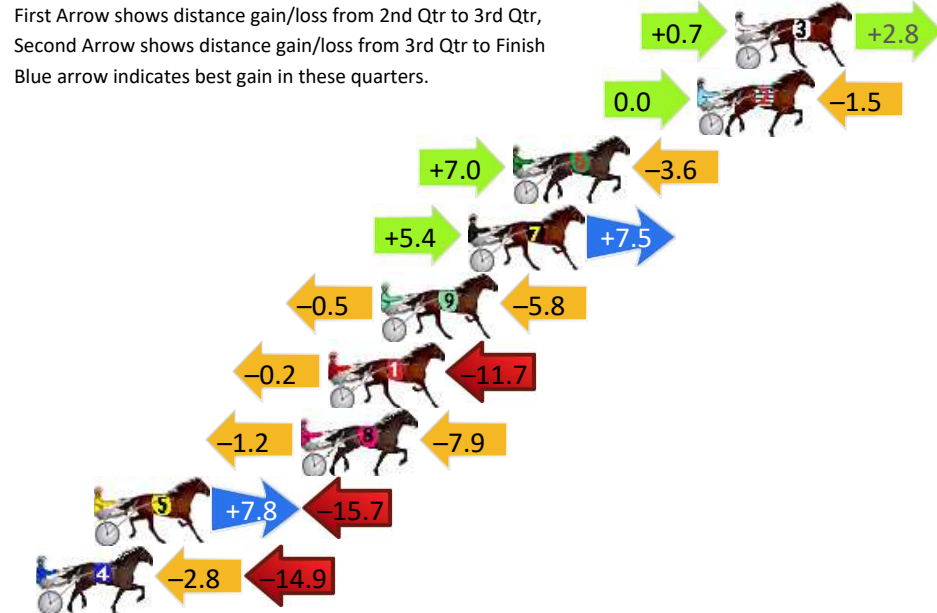
Friday, 5 June 2026

Gross Time: 1:58.60 MileRate: 1:58.60 LeadTime: 0.00s First Qtr: 28.30s Second Qtr: 32.40s Third Qtr: 29.10s Fourth Qtr: 28.80s

DATA TABLE: 800 / 400 Posi's are position from leader and (how wide the horse was at that position)

NoHorse	Plc	Mar	800 Posi	400 Posi	Time	3rd Qtr	4th Qt
3 SHES NANCY	1	0.0m	3.5m (1)	2.8m (1)	1:58.60	29.05s	28.60s
2 LOOK AT HER	2	1.5m	0.0m (0)	0.0m (0)	1:58.71	29.10s	28.91s
6 SWAYWITHSIERRA	3	8.9m	12.3m (1)	5.3m (2)	1:59.27	28.59s	29.09s
7 EXOTIC CHESTER	4	10.7m	23.6m (1)	18.2m (2)	1:59.41	28.70s	28.30s
9 BETTING ATTACK	5	14.2m	7.9m (1)	8.4m (1)	1:59.67	29.13s	29.27s
1 PONTIAN GIRL	6	16.3m	4.4m (0)	4.6m (0)	1:59.83	29.11s	29.70s
8 SOFT LANDING	7	17.4m	8.3m (0)	9.5m (0)	1:59.92	29.18s	29.44s
5 GOODTIME ORO	8	25.7m	17.8m (1)	10.0m (2)	2:00.54	28.53s	30.02s
4 RETRO FIT	9	30.6m	12.9m (0)	15.7m (0)	2:00.91	29.30s	29.98s

Finish Position and metres gained



Geelong Race 6 Distance 1609m

Friday, 5 June 2026


Gross Time: 1:55.00 MileRate: 1:55.00 LeadTime: 0.00s First Qtr: 27.80s Second Qtr: 30.20s Third Qtr: 29.10s Fourth Qtr: 27.90s

DATA TABLE: 800 / 400 Posi's are position from leader and (how wide the horse was at that position)

NoHorse	Plc	Mar	800 Posi	400 Posi	Time	3rd Qtr	4th Qt
5 TREACHEROUS DAN	1	0.0m	0.0m (0)	0.0m (0)	1:55.00	29.10s	27.90s
1 SWEETHEART DIOR	2	3.7m	3.7m (0)	4.0m (0)	1:55.27	29.11s	27.89s
8 TRICODE	3	16.7m	8.9m (0)	8.9m (0)	1:56.23	29.09s	28.50s
6 EL LAZZAR	4	24.6m	10.5m (1)	7.1m (1)	1:56.80	28.84s	29.20s
2 SEW HOPEFULL	5	33.6m	15.4m (1)	12.8m (1)	1:57.46	28.89s	29.46s
3 GOZO SWEET	6	41.0m	14.4m (0)	14.5m (0)	1:58.01	29.09s	29.88s
4 CURRYINAHURRY	7	43.3m	19.2m (1)	18.8m (1)	1:58.18	29.04s	29.74s
7 LIV ON LOVE	8	46.5m	22.1m (0)	18.4m (0)	1:58.41	28.80s	30.01s

Finish Position and metres gained

First Arrow shows distance gain/loss from 2nd Qtr to 3rd Qtr, Second Arrow shows distance gain/loss from 3rd Qtr to Finish Blue arrow indicates best gain in these quarters.



8
0
0

Visual positions in race at 2nd Quarter



4
0
0

Visual positions in race at 3rd Quarter



Geelong Race 7 Distance 2100m

Friday, 5 June 2026


Gross Time: 2:42.20 MileRate: 2:04.30 LeadTime: 37.60s First Qtr: 33.40s Second Qtr: 31.90s Third Qtr: 30.50s Fourth Qtr: 28.80s

DATA TABLE: 800 / 400 Posi's are position from leader and (how wide the horse was at that position)

NoHorse	Plc	Mar	800 Posi	400 Posi	Time	3rd Qtr	4th Qt
8 REMEMBRANCE TIME	1	0.0m	7.8m (1)	0.0m (0)	2:42.20	29.91s	28.80s
4 MISTER DEVEREAUX	2	14.0m	5.3m (0)	9.8m (0)	2:43.26	30.82s	29.14s
6 GYM QUEEN	3	14.7m	0.0m (0)	3.9m (0)	2:43.31	30.79s	29.62s
5 WAITING FOR ANNA	4	43.2m	12.1m (1)	14.9m (1)	2:45.47	30.67s	30.97s
1 BIG RAIN	5	45.7m	11.9m (0)	17.9m (0)	2:45.65	30.92s	30.93s
9 KICKABARREL	6	55.8m	15.8m (0)	20.7m (1)	2:46.42	30.82s	31.49s
2 COLUMBIAS GONZALES	7	54.0m	3.4m (1)	9.4m (1)	2:46.28	30.93s	32.19s
3 SHE DRIVES ME	8	70.0m	21.1m (0)	31.5m (0)	2:47.49	31.22s	31.77s
7 SONS GOTABITE	9	523.8m	18.7m (1)	348.6m (1)	3:21.80	54.77s	42.70s

Finish Position and metres gained

First Arrow shows distance gain/loss from 2nd Qtr to 3rd Qtr, Second Arrow shows distance gain/loss from 3rd Qtr to Finish
Blue arrow indicates best gain in these quarters.



800

Visual positions in race at 2nd Quarter



400

Visual positions in race at 3rd Quarter



Geelong Race 8 Distance 2100m

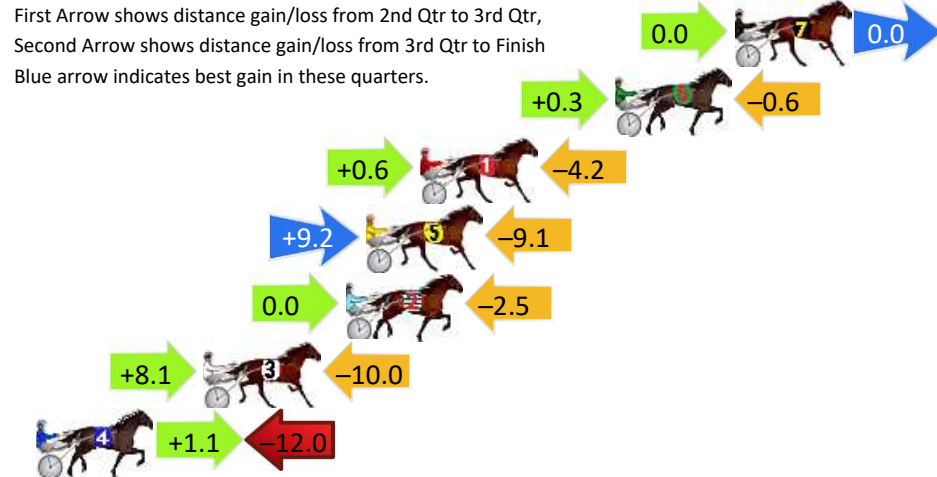
Friday, 5 June 2026

Gross Time: 2:34.70 MileRate: 1:58.50 LeadTime: 35.10s First Qtr: 31.10s Second Qtr: 31.30s Third Qtr: 29.50s Fourth Qtr: 27.70s

DATA TABLE: 800 / 400 Posi's are position from leader and (how wide the horse was at that position)

No	Horse	Plc	Mar	800 Posi	400 Posi	Time	3rd Qtr	4th Qt
7	SOME MAGIC	1	0.0m	0.0m (0)	0.0m (0)	2:34.70	29.50s	27.70s
6	REIGN EM IN	2	4.8m	4.5m (0)	4.2m (0)	2:35.05	29.47s	27.75s
1	SKIPPYS DELIGHT	3	12.6m	9.0m (0)	8.4m (0)	2:35.62	29.44s	28.02s
5	TAPPY	4	14.8m	14.9m (1)	5.7m (1)	2:35.78	28.81s	28.37s
2	ASMILEANDAWINX	5	15.6m	13.1m (0)	13.1m (0)	2:35.84	29.47s	27.91s
3	JUST PEDRO	6	21.3m	19.4m (1)	11.3m (1)	2:36.25	28.88s	28.45s
4	IMAGINATION ORO	7	28.1m	17.2m (0)	16.1m (1)	2:36.75	29.38s	28.60s

Finish Position and metres gained



8
0
0

Visual positions in race at 2nd Quarter



4
0
0

Visual positions in race at 3rd Quarter



Geelong Race 9 Distance 1609m

Friday, 5 June 2026

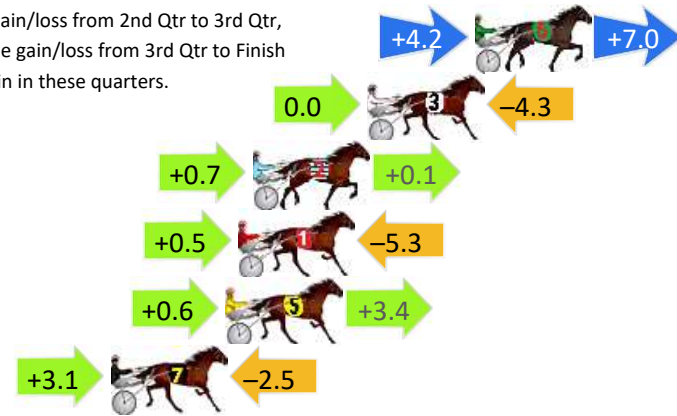
Gross Time: 2:01.10 MileRate: 2:01.10 LeadTime: 0.00s First Qtr: 29.60s Second Qtr: 33.30s Third Qtr: 29.90s Fourth Qtr: 28.30s

DATA TABLE: 800 / 400 Posi's are position from leader and (how wide the horse was at that position)

NoHorse	Plc	Mar	800 Posi	400 Posi	Time	3rd Qtr	4th Qt
6 BOND GIRL	1	0.0m	11.2m (1)	7.0m (1)	2:01.10	29.57s	27.80s
3 THE REGULATOR	2	4.3m	0.0m (0)	0.0m (0)	2:01.42	29.90s	28.62s
2 ETIZ AMODEL	3	8.9m	9.7m (0)	9.0m (0)	2:01.76	29.83s	28.31s
1 RIVER PATROL	4	9.5m	4.7m (0)	4.2m (0)	2:01.81	29.85s	28.71s
5 EASY ROLLING	5	10.0m	14.0m (0)	13.4m (0)	2:01.84	29.83s	28.07s
7 OSCAR BRAVO	6	14.6m	15.2m (1)	12.1m (1)	2:02.19	29.64s	28.51s

Finish Position and metres gained

First Arrow shows distance gain/loss from 2nd Qtr to 3rd Qtr,
Second Arrow shows distance gain/loss from 3rd Qtr to Finish
Blue arrow indicates best gain in these quarters.



8
0
0

Visual positions in race at 2nd Quarter



4
0
0

Visual positions in race at 3rd Quarter

