

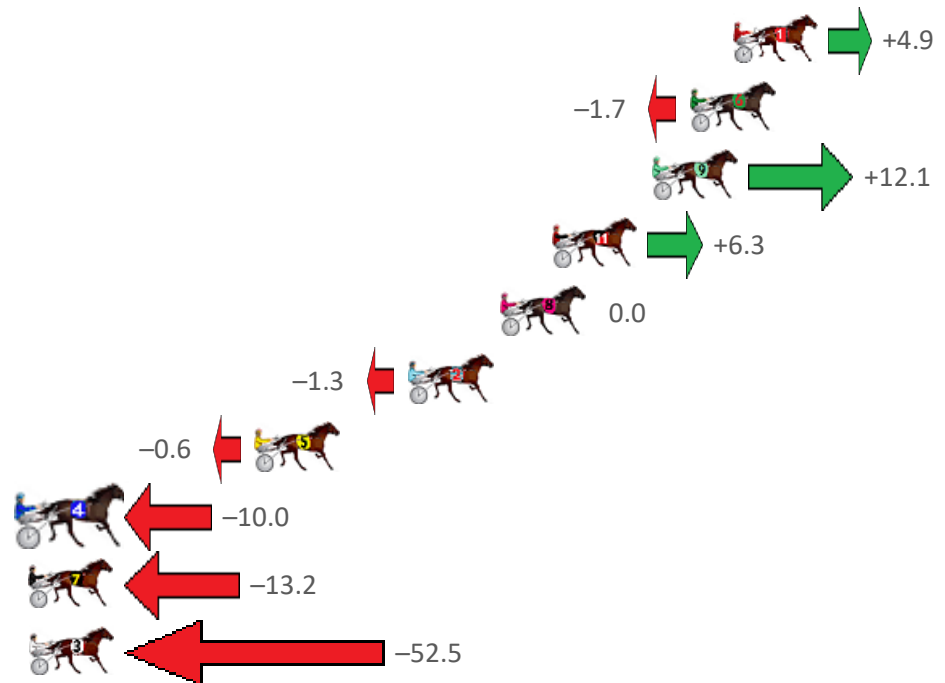
Geelong Race 1 Distance 1609m

Tuesday, 4 July 2023

Gross Time: 1:59.80 MileRate: 1:59.80 LeadTime: 0.00s First Qtr: 29.20s Second Qtr: 31.60s Third Qtr: 29.80s Fourth Qtr: 29.30s

NoHorse	Plc	Mar	800 Posi	400 Posi	Time	3rd Qtr	4th Qtr
1 GOODTIME STRYKER	1	0.0m	4.9m (0)	4.6m (0)	1:59.80	29.78s	28.96s
6 CORNISH SMUGGLER	2	1.7m	0.0m (0)	0.0m (0)	1:59.93	29.80s	29.43s
9 JOHNNY REDCOAT	3	3.2m	15.3m (1)	5.6m (2)	2:00.05	29.07s	29.14s
11 VAPAR JACK	4	7.2m	13.5m (0)	13.1m (0)	2:00.35	29.76s	28.89s
8 THE REGULATOR	5	9.2m	9.2m (0)	8.7m (0)	2:00.51	29.76s	29.37s
2 ETIZ AMODEL	6	12.9m	11.6m (1)	4.4m (1)	2:00.79	29.27s	29.97s
5 STRAIGHT UP	7	19.0m	18.4m (0)	13.2m (2)	2:01.26	29.41s	29.79s
4 KIWI KALAHARI	8	30.2m	20.2m (1)	19.2m (2)	2:02.12	29.71s	30.21s
7 SKEDADDLE SHANN	9	38.2m	25.0m (1)	20.2m (1)	2:02.74	29.43s	30.75s
3 FIRE OFFICIAL	10	59.7m	7.2m (1)	12.0m (1)	2:04.39	30.15s	33.00s

Finish Position and metres gained from 800m





PJ Harness Analyser

Sectional Analysis Software - Not just a formguide!

www.facebook.com/PJHarnessRacing



RISE Digital, Harness Racing Australia nor the provider accepts any responsibility for the completeness or accuracy of any of the information contained herein, and makes no representations about its suitability for any particular purpose. Users should make their own judgements about those matters and/or seek independent advice. You assume all risks associated with use of data provided on this page

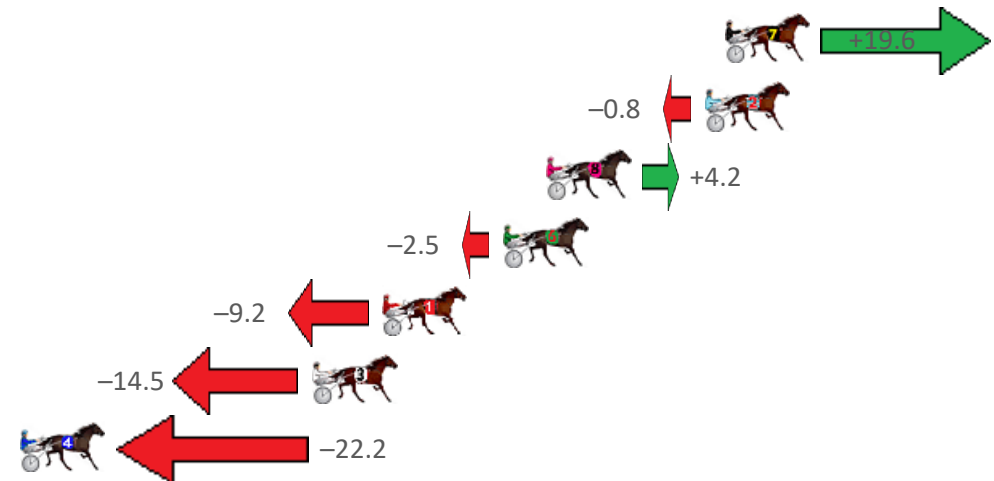
Geelong Race 2 Distance 1609m

Tuesday, 4 July 2023

Gross Time: 1:58.60 MileRate: 1:58.60 LeadTime: 0.00s First Qtr: 27.80s Second Qtr: 30.70s Third Qtr: 29.00s Fourth Qtr: 31.20s

NoHorse	Plc	Mar	800 Posi	400 Posi	Time	3rd Qtr	4th Qtr
7 SHARDONANT	1	0.0m	19.6m (1)	10.8m (2)	1:58.60	28.39s	30.39s
2 PICKLE IT	2	0.8m	0.0m (0)	0.0m (0)	1:58.67	29.00s	31.27s
8 HEY GOYOUGOODTH	3	7.1m	11.3m (1)	4.4m (2)	1:59.18	28.51s	31.45s
6 MORVAH	4	8.8m	6.3m (1)	1.1m (1)	1:59.32	28.63s	31.83s
1 ANDJUSTLIKETHAT	5	13.6m	4.4m (0)	9.6m (0)	1:59.71	29.40s	31.59s
3 MICTON MOUSE	6	16.4m	1.9m (1)	8.1m (1)	1:59.94	29.47s	31.93s
4 DANCINGONSTARLIG	7	37.4m	15.2m (1)	17.7m (1)	2:01.65	29.23s	32.93s

Finish Position and metres gained from 800m





PJ Harness Analyser

Sectional Analysis Software - Not just a formguide!

www.facebook.com/PJHarnessRacing



RISE Digital, Harness Racing Australia nor the provider accepts any responsibility for the completeness or accuracy of any of the information contained herein, and makes no representations about its suitability for any particular purpose. Users should make their own judgements about those matters and/or seek independent advice. You assume all risks associated with use of data provided on this page


Geelong Race 3 Distance 2100m

Tuesday, 4 July 2023

Gross Time: 2:40.80 MileRate: 2:03.20 LeadTime: 37.00s First Qtr: 33.50s Second Qtr: 30.60s Third Qtr: 30.40s Fourth Qtr: 29.30s

NoHorse	Plc	Mar	800 Posi	400 Posi	Time	3rd Qtr	4th Qtr
3 OSCAR BRAVO	1	0.0m	7.6m (1)	0.1m (1)	2:40.80	29.83s	29.30s
4 PADDY MACH	2	1.7m	0.0m (0)	0.0m (0)	2:40.93	30.40s	29.43s
1 CARRAMAR SANCHE	3	3.8m	4.2m (0)	3.8m (0)	2:41.09	30.36s	29.31s
6 SHADY DANCER	4	4.7m	15.6m (1)	3.8m (1)	2:41.16	29.51s	29.38s
7 ONA MERRY DANCE	5	6.7m	7.9m (0)	8.1m (0)	2:41.31	30.40s	29.21s
2 GOODTIME BRAVO	6	29.5m	11.3m (1)	8.2m (2)	2:43.07	30.15s	30.96s
5 LIBERTY TEE JAY	7	82.2m	3.9m (1)	18.3m (0)	2:47.12	31.47s	34.26s

Finish Position and metres gained from 800m







PJ Harness Analyser

Sectional Analysis Software - Not just a formguide!

www.facebook.com/PJHarnessRacing



RISE Digital, Harness Racing Australia nor the provider accepts any responsibility for the completeness or accuracy of any of the information contained herein, and makes no representations about its suitability for any particular purpose. Users should make their own judgements about those matters and/or seek independent advice. You assume all risks associated with use of data provided on this page

Geelong Race 4 Distance 2100m

Tuesday, 4 July 2023


Gross Time: 2:37.40 MileRate: 2:00.60 LeadTime: 35.70s First Qtr: 31.70s Second Qtr: 30.30s Third Qtr: 30.10s Fourth Qtr: 29.60s

NoHorse	Plc	Mar	800 Posi	400 Posi	Time	3rd Qtr	4th Qtr
9 ROYAL DAN	1	0.0m	16.2m (1)	0.0m (1)	2:37.40	28.89s	29.60s

Finish Position and metres gained from 800m



8 YOU REALLY GOT ME	2	24.1m	13.4m (0)	15.1m (1)	2:39.27	30.22s	30.35s
2 SHE SAILZ	3	28.9m	4.3m (0)	9.1m (0)	2:39.64	30.46s	31.17s
1 KYVALLEY SURFRIDE	4	31.7m	9.1m (0)	13.7m (0)	2:39.86	30.44s	31.04s
3 OLLIE JACK	5	34.1m	0.0m (0)	3.7m (0)	2:40.05	30.38s	31.97s
11 ALDEBARAN BELLE	6	36.9m	18.7m (0)	18.8m (0)	2:40.26	30.10s	31.07s
12 MEGHAN	7	40.9m	23.5m (0)	26.4m (0)	2:40.57	30.30s	30.82s
6 SCAR	8	46.6m	7.2m (1)	6.7m (1)	2:41.02	30.07s	32.72s
4 THE SKY IS THE LIMIT	9	47.6m	11.4m (1)	11.3m (1)	2:41.09	30.08s	32.45s
5 FLOATING MOUNTAI	10	54.2m	24.3m (1)	20.5m (1)	2:41.61	29.81s	32.29s
10 SONARMI JOH	11	71.5m	20.0m (1)	14.1m (2)	2:42.95	29.65s	34.10s



PJ Harness Analyser
Sectional Analysis Software - Not just a formguide!

www.facebook.com/PJHarnessRacing



RISE Digital, Harness Racing Australia nor the provider accepts any responsibility for the completeness or accuracy of any of the information contained herein, and makes no representations about its suitability for any particular purpose. Users should make their own judgements about those matters and/or seek independent advice. You assume all risks associated with use of data provided on this page

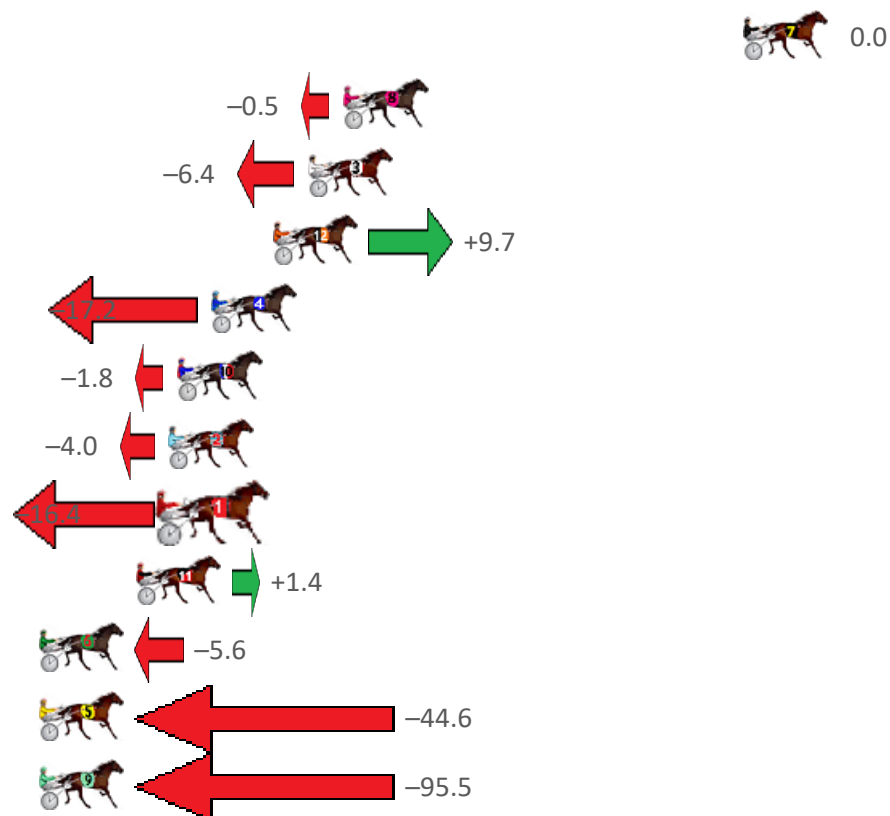
Geelong Race 5 Distance 2100m

Tuesday, 4 July 2023

Gross Time: 2:38.50 MileRate: 2:01.50 LeadTime: 35.60s First Qtr: 31.70s Second Qtr: 30.30s Third Qtr: 30.80s Fourth Qtr: 30.10s

NoHorse	Plc	Mar	800 Posi	400 Posi	Time	3rd Qtr	4th Qtr
7 CORK	1	0.0m	0.0m (0)	0.0m (0)	2:38.50	30.80s	30.10s
8 KYVALLEY PAINT	2	15.9m	15.4m (0)	14.8m (0)	2:39.75	30.76s	30.23s
3 LITTLE TEDEY	3	17.3m	10.9m (0)	10.1m (1)	2:39.86	30.74s	30.70s
12 ACOOL INVESTMENT	4	18.7m	28.4m (1)	17.6m (2)	2:39.97	29.99s	30.25s
4 SELLUNE	5	21.1m	3.9m (1)	4.3m (1)	2:40.16	30.83s	31.44s
10 OFF YOUR FACESKI	6	22.5m	20.7m (0)	20.1m (0)	2:40.27	30.76s	30.35s
2 TE AMO	7	22.8m	18.8m (1)	6.5m (2)	2:40.30	29.87s	31.41s
1 DICKO DIXON	8	22.8m	6.4m (0)	8.5m (0)	2:40.30	30.96s	31.26s
11 HIGHLAND HILL	9	24.1m	25.5m (0)	21.3m (2)	2:40.40	30.49s	30.39s
6 THE SARGENT	10	28.6m	23.0m (1)	11.7m (2)	2:40.75	29.95s	31.47s
5 RIOTERRA	11	58.6m	14.0m (1)	25.4m (0)	2:43.12	31.67s	32.80s
9 DANCINGALLALONE	12	103.7m	8.2m (1)	21.7m (1)	2:46.67	31.83s	36.63s

Finish Position and metres gained from 800m







Harness Analyser

Sectional Analysis Software - Not just a formguide!

www.facebook.com/PJHarnessRacing



RISE Digital, Harness Racing Australia nor the provider accepts any responsibility for the completeness or accuracy of any of the information contained herein, and makes no representations about its suitability for any particular purpose. Users should make their own judgements about those matters and/or seek independent advice. You assume all risks associated with use of data provided on this page

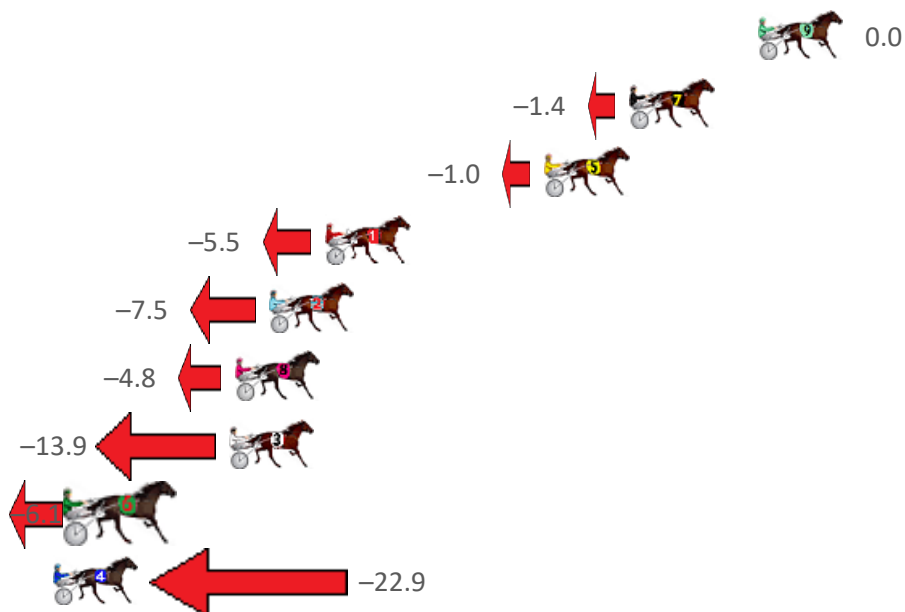
Geelong Race 6 Distance 1609m

Tuesday, 4 July 2023

Gross Time: 1:57.40 MileRate: 1:57.40 LeadTime: 0.00s First Qtr: 27.90s Second Qtr: 30.60s Third Qtr: 30.20s Fourth Qtr: 28.80s

NoHorse	Plc	Mar	800 Posi	400 Posi	Time	3rd Qtr	4th Qtr
9 SOHO MOONRAKER	1	0.0m	0.0m (0)	0.0m (0)	1:57.40	30.20s	28.80s
7 MAJOR ASSASSIN	2	5.1m	3.7m (0)	3.8m (0)	1:57.79	30.20s	28.91s
5 LOYOLA GOLF	3	8.5m	7.5m (0)	8.2m (0)	1:58.04	30.24s	28.84s
1 ELLI JOH	4	17.2m	11.7m (0)	12.6m (0)	1:58.70	30.24s	29.18s
2 EMER	5	19.4m	11.9m (1)	8.8m (1)	1:58.87	29.95s	29.62s
8 TINY TEMPER	6	20.8m	16.0m (0)	16.9m (0)	1:58.97	30.24s	29.13s
3 SPACEWRITER	7	21.0m	7.1m (1)	3.9m (1)	1:58.99	29.95s	30.10s
6 GOTTAHAVEAHOBBI	8	27.1m	21.0m (1)	17.5m (1)	1:59.45	29.91s	29.56s
4 MYWATERLOU	9	39.1m	16.2m (1)	13.7m (1)	2:00.36	29.99s	30.75s

Finish Position and metres gained from 800m





PJ Harness Analyser

Sectional Analysis Software - Not just a formguide!

www.facebook.com/PJHarnessRacing



RISE Digital, Harness Racing Australia nor the provider accepts any responsibility for the completeness or accuracy of any of the information contained herein, and makes no representations about its suitability for any particular purpose. Users should make their own judgements about those matters and/or seek independent advice. You assume all risks associated with use of data provided on this page

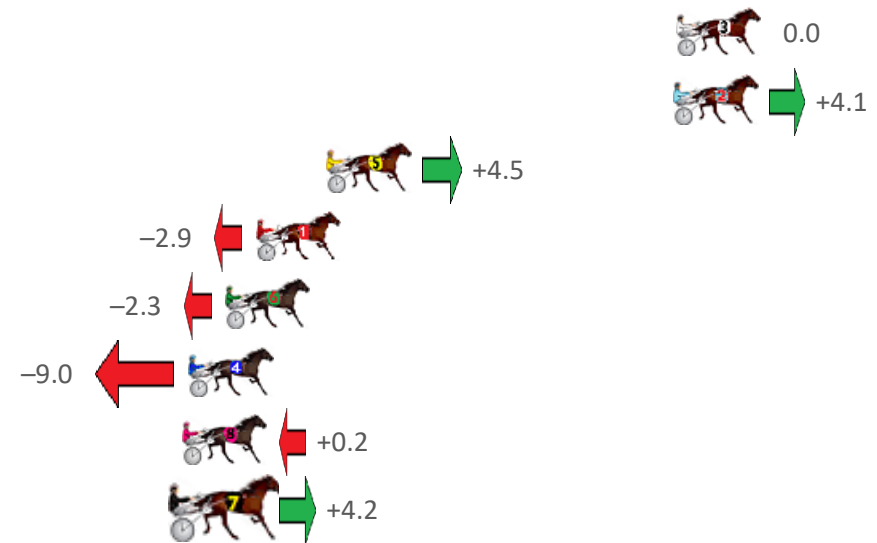
Geelong Race 7 Distance 2100m

Tuesday, 4 July 2023

Gross Time: 2:41.70 MileRate: 2:03.90 LeadTime: 39.50s First Qtr: 32.10s Second Qtr: 30.90s Third Qtr: 29.90s Fourth Qtr: 29.30s

NoHorse	Plc	Mar	800 Posi	400 Posi	Time	3rd Qtr	4th Qtr
3 GLORIOUS FINALE	1	0.0m	0.0m (0)	0.0m (0)	2:41.70	29.90s	29.30s
2 NO BIGGIE	2	0.1m	4.2m (0)	5.0m (0)	2:41.71	29.96s	28.94s
5 MIELICKI	3	13.9m	18.4m (0)	15.4m (0)	2:42.77	29.68s	29.19s
1 GIL FAVOR	4	16.7m	13.8m (0)	10.2m (0)	2:42.98	29.64s	29.77s
6 MERCENARY	5	17.9m	15.6m (1)	6.6m (1)	2:43.08	29.25s	30.12s
4 KYVALLEY PICASSO	6	19.4m	10.4m (1)	2.4m (1)	2:43.19	29.32s	30.54s
8 MAJESTICAL BELLE	7	19.6m	19.8m (1)	10.8m (1)	2:43.21	29.24s	29.94s
7 LEANNE LEEANN	8	19.6m	23.8m (0)	15.2m (1)	2:43.21	29.27s	29.62s

Finish Position and metres gained from 800m



PJ Harness Analyser

Sectional Analysis Software - Not just a formguide!

www.facebook.com/PJHarnessRacing



RISE Digital, Harness Racing Australia nor the provider accepts any responsibility for the completeness or accuracy of any of the information contained herein, and makes no representations about its suitability for any particular purpose. Users should make their own judgements about those matters and/or seek independent advice. You assume all risks associated with use of data provided on this page

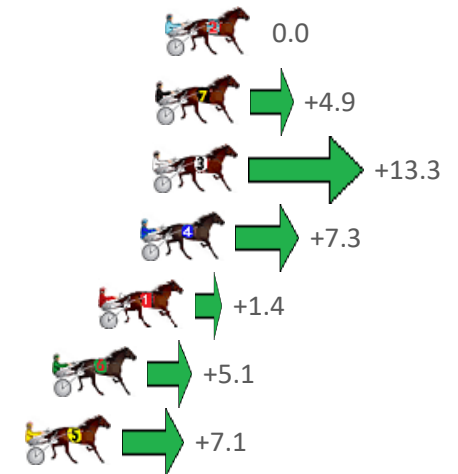
Geelong Race 8 Distance 1609m

Tuesday, 4 July 2023

Gross Time: 1:59.00 MileRate: 1:59.00 LeadTime: 0.00s First Qtr: 29.70s Second Qtr: 31.20s Third Qtr: 30.10s Fourth Qtr: 28.00s

NoHorse	Plc	Mar	800 Posi	400 Posi	Time	3rd Qtr	4th Qtr
2 SMOOTH TECHY	1	0.0m	0.0m (0)	0.5m (0)	1:59.00	30.14s	27.96s
7 MALIBU JACK	2	0.4m	5.3m (1)	0.0m (1)	1:59.03	29.70s	28.03s
3 HEAVENLY BRIGADE	3	0.5m	13.8m (1)	10.0m (1)	1:59.04	29.78s	27.32s
4 EVIE BEAUTIFUL	4	1.0m	8.3m (0)	8.8m (0)	1:59.07	30.12s	27.44s
1 VILLAGE VOICE	5	2.6m	4.0m (0)	4.7m (0)	1:59.19	30.14s	27.86s
6 TIC TACT	6	4.5m	9.6m (1)	5.5m (1)	1:59.33	29.79s	27.93s
5 DO NOT SURRENDER	7	5.5m	12.6m (0)	12.7m (0)	1:59.40	30.08s	27.49s

Finish Position and metres gained from 800m







Harness Analyser

Sectional Analysis Software – Not just a formguide!

www.facebook.com/PJHarnessRacing



RISE Digital, Harness Racing Australia nor the provider accepts any responsibility for the completeness or accuracy of any of the information contained herein, and makes no representations about its suitability for any particular purpose. Users should make their own judgements about those matters and/or seek independent advice. You assume all risks associated with use of data provided on this page