

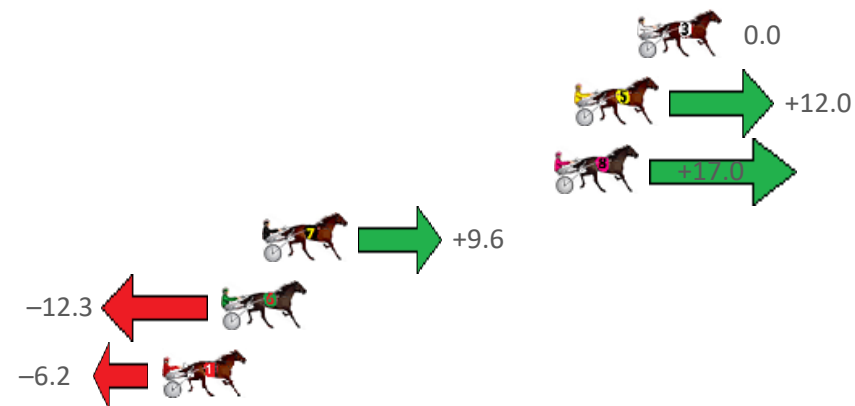
# Cranbourne Race 1 Distance 2080m

Friday, 29 December 2023

Gross Time: 2:38.40 MileRate: 2:02.60 LeadTime: 34.20s First Qtr: 32.20s Second Qtr: 32.70s Third Qtr: 30.50s Fourth Qtr: 28.80s

NoHorse	Plc	Mar	800 Posi	400 Posi	Time	3rd Qtr	4th Qtr
3 MIDNIGHT MOJO	1	0.0m	0.0m (0)	0.0m (0)	2:38.40	30.50s	28.80s
5 FRANCO TYSON	2	2.5m	14.5m (1)	2.2m (1)	2:38.59	29.56s	28.83s
8 SHAZZA LOVE	3	3.3m	20.3m (1)	8.7m (1)	2:38.65	29.60s	28.41s
7 SCATTERSHOT	4	14.9m	24.5m (1)	14.7m (1)	2:39.53	29.72s	28.85s
6 SUE NIEN	5	16.5m	4.2m (0)	4.9m (0)	2:39.65	30.54s	29.69s
1 MIKI MARK	6	18.9m	12.7m (0)	9.8m (0)	2:39.83	30.26s	29.51s

## Finish Position and metres gained from 800m







# Harness Analyser

Sectional Analysis Software – Not just a formguide!

[www.facebook.com/PJHarnessRacing](http://www.facebook.com/PJHarnessRacing)



RISE Digital, Harness Racing Australia nor the provider accepts any responsibility for the completeness or accuracy of any of the information contained herein, and makes no representations about its suitability for any particular purpose. Users should make their own judgements about those matters and/or seek independent advice. You assume all risks associated with use of data provided on this page

# Cranbourne Race 2 Distance 2080m

Friday, 29 December 2023

Gross Time: 2:39.90 MileRate: 2:03.70 LeadTime: 36.70s First Qtr: 31.10s Second Qtr: 33.40s Third Qtr: 28.90s Fourth Qtr: 29.80s

NoHorse	Plc	Mar	800 Posi	400 Posi	Time	3rd Qtr	4th Qtr
1 I DREAM OF MILLIE	1	0.0m	0.0m (0)	0.0m (0)	2:39.90	28.90s	29.80s
6 CHAMPAGNE CHARL	2	0.1m	15.0m (0)	6.0m (1)	2:39.91	28.26s	29.37s
3 SPIRITED LASS	3	4.0m	10.3m (0)	1.7m (1)	2:40.21	28.28s	29.99s
4 MAORI FRANKLIN	4	61.4m	5.0m (0)	10.4m (0)	2:44.69	29.30s	33.83s

## Finish Position and metres gained from 800m







# Harness Analyser

Sectional Analysis Software – Not just a formguide!

[www.facebook.com/PJHarnessRacing](https://www.facebook.com/PJHarnessRacing)



RISE Digital, Harness Racing Australia nor the provider accepts any responsibility for the completeness or accuracy of any of the information contained herein, and makes no representations about its suitability for any particular purpose. Users should make their own judgements about those matters and/or seek independent advice. You assume all risks associated with use of data provided on this page

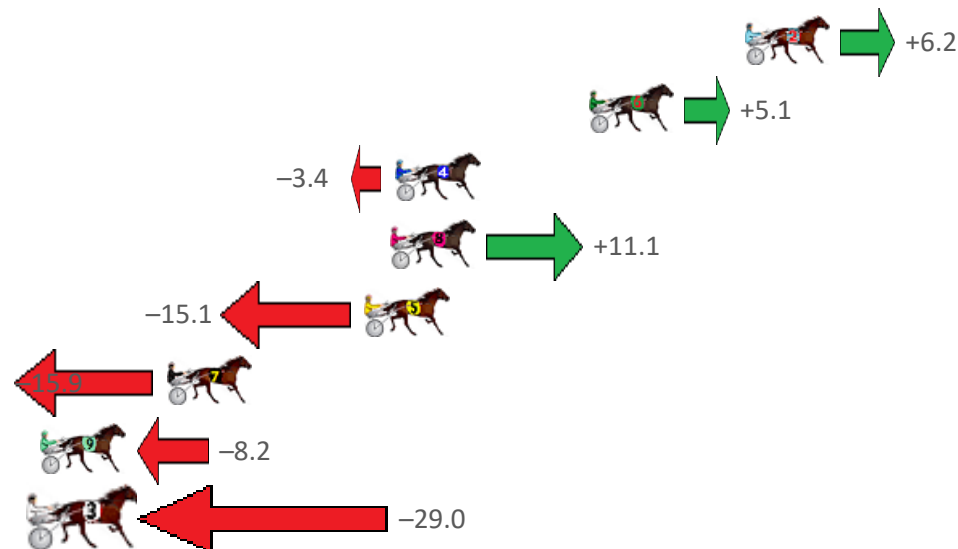
# Cranbourne Race 3 Distance 1609m

Friday, 29 December 2023

Gross Time: 1:58.00 MileRate: 1:58.00 LeadTime: 0.00s First Qtr: 27.50s Second Qtr: 32.20s Third Qtr: 28.40s Fourth Qtr: 29.90s

NoHorse	Plc	Mar	800 Posi	400 Posi	Time	3rd Qtr	4th Qtr
2 FEEL THE BUZZ	1	0.0m	6.2m (0)	3.9m (0)	1:58.00	28.24s	29.62s
6 BETTOR SPORT	2	6.2m	11.3m (1)	7.7m (1)	1:58.49	28.16s	29.83s
4 STANDANDELIVER	3	13.9m	10.5m (0)	12.2m (0)	1:59.09	28.54s	30.11s
8 EYE SEE AMOUR	4	14.1m	25.2m (1)	15.5m (2)	1:59.10	27.74s	29.88s
5 GOODTIME HALO	5	15.1m	0.0m (0)	0.0m (0)	1:59.18	28.40s	31.08s
7 TYABB WONDER	6	23.0m	7.1m (1)	3.3m (1)	1:59.80	28.14s	31.46s
9 DEFT TOUCH	7	28.3m	20.1m (1)	19.3m (1)	2:00.22	28.38s	30.72s
3 CEE CEE NORMAN	8	44.6m	15.6m (1)	14.9m (1)	2:01.49	28.38s	32.31s

Finish Position and metres gained from 800m







## Harness Analyser

Sectional Analysis Software – Not just a formguide!

[www.facebook.com/PJHarnessRacing](https://www.facebook.com/PJHarnessRacing)



RISE Digital, Harness Racing Australia nor the provider accepts any responsibility for the completeness or accuracy of any of the information contained herein, and makes no representations about its suitability for any particular purpose. Users should make their own judgements about those matters and/or seek independent advice. You assume all risks associated with use of data provided on this page

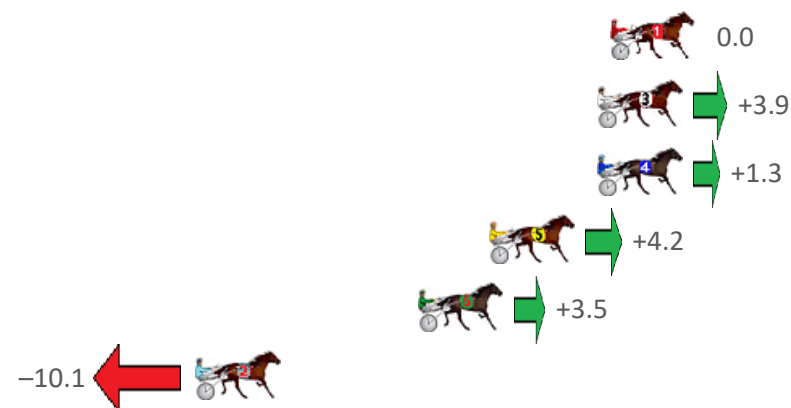
# Cranbourne Race 4 Distance 2080m

Friday, 29 December 2023

Gross Time: 2:37.90 MileRate: 2:02.20 LeadTime: 36.30s First Qtr: 32.00s Second Qtr: 32.50s Third Qtr: 27.60s Fourth Qtr: 29.50s

NoHorse	Plc	Mar	800 Posi	400 Posi	Time	3rd Qtr	4th Qtr
1 PLAINS IN HEAVEN	1	0.0m	0.0m (0)	0.0m (0)	2:37.90	27.60s	29.50s
3 ILLAWONG DANNY	2	0.5m	4.4m (0)	4.5m (0)	2:37.94	27.62s	29.22s
4 RAKAJED	2	0.5m	1.8m (1)	1.1m (1)	2:37.94	27.56s	29.46s
5 HES OLLY	4	4.8m	9.0m (0)	8.5m (0)	2:38.27	27.58s	29.27s
6 MAJALINER	5	7.6m	11.1m (1)	9.3m (1)	2:38.49	27.50s	29.43s
2 LADY IN LINE	6	16.5m	6.4m (1)	5.4m (1)	2:39.18	27.54s	30.40s

## Finish Position and metres gained from 800m







# Harness Analyser

Sectional Analysis Software – Not just a formguide!

[www.facebook.com/PJHarnessRacing](http://www.facebook.com/PJHarnessRacing)



RISE Digital, Harness Racing Australia nor the provider accepts any responsibility for the completeness or accuracy of any of the information contained herein, and makes no representations about its suitability for any particular purpose. Users should make their own judgements about those matters and/or seek independent advice. You assume all risks associated with use of data provided on this page

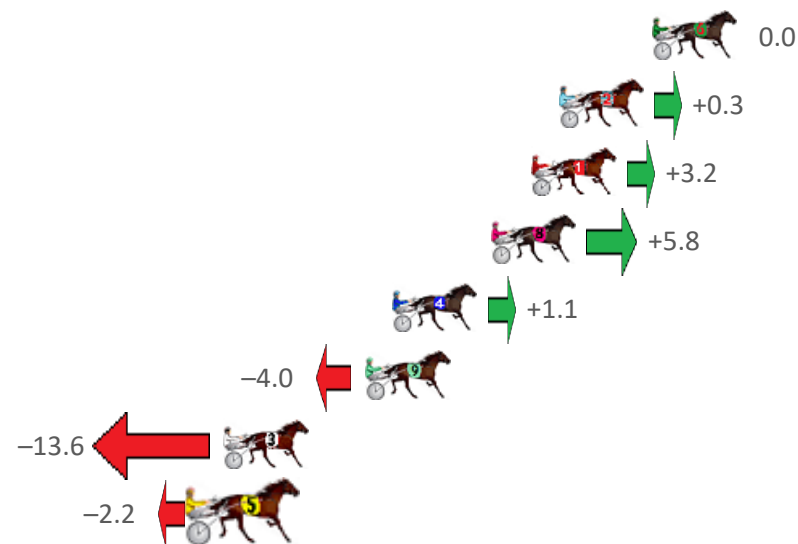
# Cranbourne Race 5 Distance 1609m

Friday, 29 December 2023

Gross Time: 1:57.70 MileRate: 1:57.70 LeadTime: 0.00s First Qtr: 28.40s Second Qtr: 33.10s Third Qtr: 28.10s Fourth Qtr: 28.30s

NoHorse	Plc	Mar	800 Posi	400 Posi	Time	3rd Qtr	4th Qtr
6 SHADOW CELT	1	0.0m	0.0m (0)	0.0m (0)	1:57.70	28.10s	28.30s
2 BULLETPROOF KID	2	3.7m	4.0m (0)	4.8m (0)	1:57.98	28.16s	28.22s
1 FOLLOW THE ECLIPS	3	4.8m	8.0m (0)	9.2m (0)	1:58.06	28.19s	27.99s
8 POPCORNFRIDAY	4	6.4m	12.2m (0)	13.2m (0)	1:58.18	28.17s	27.82s
4 SWEET REVENGE	5	10.3m	11.4m (1)	10.8m (1)	1:58.47	28.06s	28.26s
9 AUSSIEPRIDE	6	11.4m	7.4m (1)	6.6m (1)	1:58.55	28.04s	28.64s
3 SHOOBEES SPIRIT	7	17.0m	3.4m (1)	2.4m (1)	1:58.96	28.03s	29.33s
5 ILLAWONG PHOENIX	8	18.0m	15.8m (1)	14.6m (2)	1:59.04	28.02s	28.54s

## Finish Position and metres gained from 800m







# Harness Analyser

Sectional Analysis Software – Not just a formguide!

[www.facebook.com/PJHarnessRacing](http://www.facebook.com/PJHarnessRacing)



RISE Digital, Harness Racing Australia nor the provider accepts any responsibility for the completeness or accuracy of any of the information contained herein, and makes no representations about its suitability for any particular purpose. Users should make their own judgements about those matters and/or seek independent advice. You assume all risks associated with use of data provided on this page

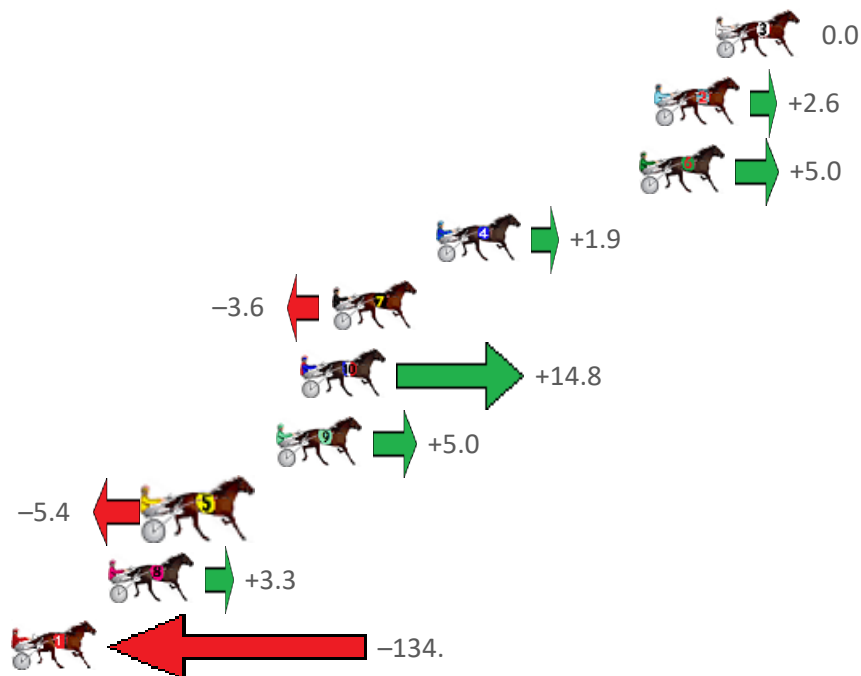
# Cranbourne Race 6 Distance 1609m

Friday, 29 December 2023

Gross Time: 1:57.50 MileRate: 1:57.50 LeadTime: 0.00s First Qtr: 26.90s Second Qtr: 31.90s Third Qtr: 29.10s Fourth Qtr: 29.70s

NoHorse	Plc	Mar	800 Posi	400 Posi	Time	3rd Qtr	4th Qtr
3 BONA KHAN	1	0.0m	0.0m (0)	0.0m (0)	1:57.50	29.10s	29.70s
2 BLISSFULL LILLY	2	2.4m	5.0m (0)	4.9m (0)	1:57.69	29.10s	29.53s
6 IM FIELD MAJOR	3	3.0m	8.0m (1)	4.4m (1)	1:57.73	28.84s	29.61s
4 SHEROCKS SHEROLLS	4	11.1m	13.0m (1)	8.2m (1)	1:58.36	28.76s	29.96s
7 BLACKMIRRA	5	15.2m	11.6m (0)	8.5m (0)	1:58.68	28.88s	30.26s
10 YOURSNMINE	6	16.5m	31.3m (1)	17.5m (1)	1:58.78	28.12s	29.70s
9 HAVEACHAT	7	17.4m	22.4m (1)	9.3m (2)	1:58.85	28.16s	30.37s
5 PAIGETHEHURRIKAN	8	22.3m	16.9m (1)	12.6m (1)	1:59.24	28.80s	30.52s
8 TIME AFTER TIME	9	24.1m	27.4m (1)	13.7m (2)	1:59.38	28.12s	30.58s
1 SOYS SISTER	10	341.4m	207.4m (0)	226.3m (0)	2:24.07	30.64s	39.73s

## Finish Position and metres gained from 800m



**PJ Harness Analyser**  
Sectional Analysis Software - Not just a formguide!

[www.facebook.com/PJHarnessRacing](https://www.facebook.com/PJHarnessRacing)



RISE Digital, Harness Racing Australia nor the provider accepts any responsibility for the completeness or accuracy of any of the information contained herein, and makes no representations about its suitability for any particular purpose. Users should make their own judgements about those matters and/or seek independent advice. You assume all risks associated with use of data provided on this page

# Cranbourne Race 7 Distance 2080m

Friday, 29 December 2023

Gross Time: 2:36.70 MileRate: 2:01.20 LeadTime: 32.70s First Qtr: 32.20s Second Qtr: 31.40s Third Qtr: 29.80s Fourth Qtr: 30.60s

NoHorse	Plc	Mar	800 Posi	400 Posi	Time	3rd Qtr	4th Qtr
8 ADMIRALOFTHEFLEE	1	0.0m	8.1m (1)	3.7m (2)	2:36.70	29.48s	30.32s

Finish Position and metres gained from 800m



3 OLLY ODD POTTS 2 11.8m 5.1m (0) 4.8m (0) 2:37.64 29.78s 31.18s



7 PICKLE IT 3 19.6m 0.0m (0) 0.0m (0) 2:38.27 29.80s 32.17s



5 DEMON REACTOR 4 28.6m 4.1m (1) 2.7m (1) 2:38.99 29.70s 32.69s



2 CALCULATING DANC 5 29.9m 9.2m (0) 8.5m (1) 2:39.09 29.76s 32.35s



1 KILLARA INSANITY 6 37.0m 12.7m (1) 9.1m (2) 2:39.66 29.54s 32.88s



## PJ Harness Analyser

Sectional Analysis Software – Not just a formguide!

[www.facebook.com/PJHarnessRacing](https://www.facebook.com/PJHarnessRacing)



RISE Digital, Harness Racing Australia nor the provider accepts any responsibility for the completeness or accuracy of any of the information contained herein, and makes no representations about its suitability for any particular purpose. Users should make their own judgements about those matters and/or seek independent advice. You assume all risks associated with use of data provided on this page



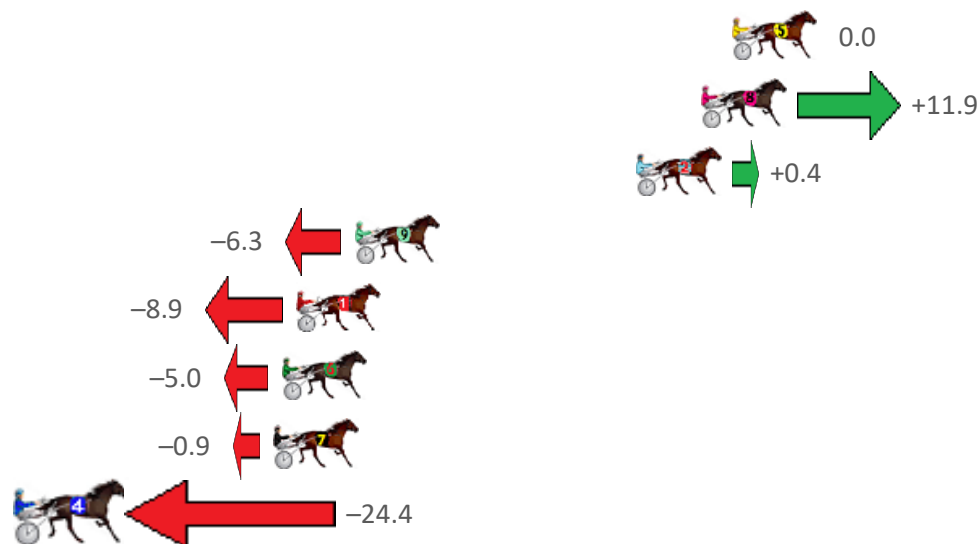
# Cranbourne Race 8 Distance 2080m

Friday, 29 December 2023

Gross Time: 2:36.40 MileRate: 2:01.00 LeadTime: 33.60s First Qtr: 31.20s Second Qtr: 31.00s Third Qtr: 28.80s Fourth Qtr: 31.80s

NoHorse	Plc	Mar	800 Posi	400 Posi	Time	3rd Qtr	4th Qtr
5 YERING SOHO	1	0.0m	0.0m (0)	0.0m (0)	2:36.40	28.80s	31.80s
8 GIRLS VIEW	2	1.2m	13.1m (1)	10.6m (0)	2:36.50	28.66s	31.10s
2 PERSHING	3	3.8m	4.2m (0)	4.8m (0)	2:36.72	28.86s	31.76s
9 NAI HARN BAY	4	15.0m	8.7m (1)	10.1m (2)	2:37.65	28.94s	32.29s
1 BALMY BOB	5	17.3m	8.4m (0)	14.3m (0)	2:37.84	29.28s	32.16s
6 BEATBOXER	6	17.9m	12.9m (0)	17.5m (1)	2:37.89	29.20s	31.97s
7 WATTLEBANK FLYER	7	18.2m	17.3m (1)	13.3m (3)	2:37.91	28.56s	32.31s
4 IDEAL INVESTMENT	8	28.6m	4.2m (1)	6.4m (1)	2:38.78	28.98s	33.70s

## Finish Position and metres gained from 800m







# Harness Analyser

Sectional Analysis Software – Not just a formguide!

[www.facebook.com/PJHarnessRacing](http://www.facebook.com/PJHarnessRacing)



RISE Digital, Harness Racing Australia nor the provider accepts any responsibility for the completeness or accuracy of any of the information contained herein, and makes no representations about its suitability for any particular purpose. Users should make their own judgements about those matters and/or seek independent advice. You assume all risks associated with use of data provided on this page