

Cranbourne Race 1 Distance 1609m

Friday, 26 January 2024

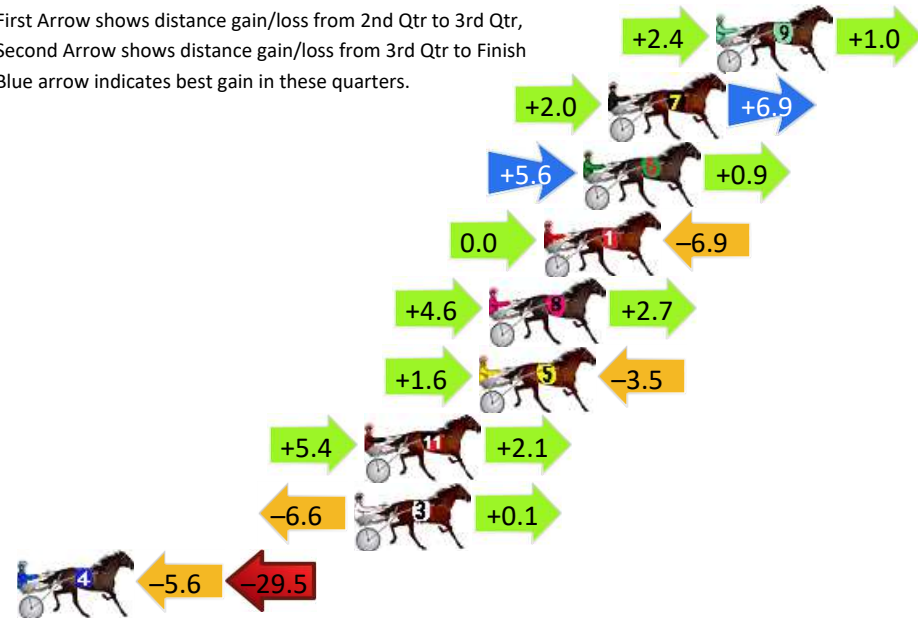
Gross Time: 1:56.80 MileRate: 1:56.80 LeadTime: 0.00s First Qtr: 28.10s Second Qtr: 31.30s Third Qtr: 28.40s Fourth Qtr: 29.00s

DATA TABLE: 800 / 400 Posi's are position from leader and (how wide the horse was at that position)

NoHorse	Plc	Mar	800 Posi	400 Posi	Time	3rd Qtr	4th Qt
9 MAAS BETTING AGAIN	1	0.0m	3.4m (1)	1.0m (1)	1:56.80	28.23s	28.93s
7 RAINBOWSEND	2	4.3m	13.2m (0)	11.2m (1)	1:57.13	28.26s	28.50s
6 APIECEOFLOU	3	5.3m	11.8m (1)	6.2m (2)	1:57.20	28.00s	28.94s
1 BONA KHAN	4	6.9m	0.0m (0)	0.0m (0)	1:57.33	28.39s	29.50s
8 STARZZZ DESTINY	5	9.1m	16.4m (1)	11.8m (2)	1:57.49	28.07s	28.81s
5 UBETTA KNOT	6	9.5m	7.6m (1)	6.0m (1)	1:57.52	28.28s	29.25s
11 AUSSIEPRIDE	7	14.1m	21.6m (1)	16.2m (1)	1:57.87	28.02s	28.85s
3 STANDANDELIVER	8	14.5m	8.0m (0)	14.6m (0)	1:57.90	28.87s	28.99s
4 ONEHANDONEBOUNCE	9	39.1m	4.0m (0)	9.6m (0)	1:59.78	28.78s	31.13s

Finish Position and metres gained

First Arrow shows distance gain/loss from 2nd Qtr to 3rd Qtr,
Second Arrow shows distance gain/loss from 3rd Qtr to Finish
Blue arrow indicates best gain in these quarters.



800

Visual positions in race at 2nd Quarter



400

Visual positions in race at 3rd Quarter



Powered by



Harness Analyser

Sectional Analysis Software

Not just form | Free Trial

www.facebook.com/PJHarnessRacing



RISE Digital, Harness Racing Australia nor the provider accepts any responsibility for the completeness or accuracy of any of the information contained herein, and makes no representations about its suitability for any particular purpose. Users should make their own judgements about those matters and/or seek independent advice. You assume all risks associated with use of data provided on this page

Cranbourne Race 2 Distance 2080m

Friday, 26 January 2024

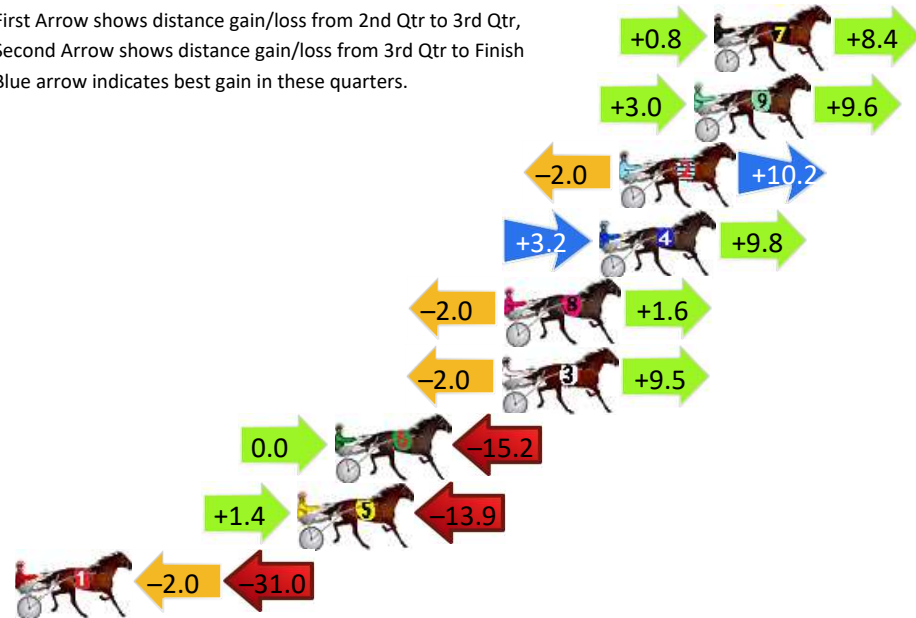
Gross Time: 2:35.20 MileRate: 2:00.00 LeadTime: 33.80s First Qtr: 29.90s Second Qtr: 31.70s Third Qtr: 29.00s Fourth Qtr: 30.80s

DATA TABLE: 800 / 400 Posi's are position from leader and (how wide the horse was at that position)

NoHorse	Plc	Mar	800 Posi	400 Posi	Time	3rd Qtr	4th Qt
7 TOPHUT JOHNY	1	0.0m	9.2m (1)	8.4m (1)	2:35.20	28.96s	30.16s
9 PRECIOUS BELLE	2	0.8m	13.4m (1)	10.4m (2)	2:35.26	28.80s	30.06s
2 WATTLEBANK FLYER	3	3.8m	12.0m (0)	14.0m (0)	2:35.51	29.17s	30.02s
4 SELF EXCLUSION	4	4.6m	17.6m (1)	14.4m (1)	2:35.57	28.78s	30.05s
8 BLAZIN HEAVEN	5	8.4m	8.0m (0)	10.0m (0)	2:35.88	29.15s	30.68s
3 TIGER OF OLD	6	8.5m	16.0m (0)	18.0m (0)	2:35.88	29.17s	30.07s
6 GROOM	7	15.2m	0.0m (0)	0.0m (0)	2:36.42	28.97s	31.96s
5 DEFT TOUCH	8	16.7m	4.2m (1)	2.8m (1)	2:36.55	28.86s	31.86s
1 OLLY ODD POTTS	9	37.0m	4.0m (0)	6.0m (0)	2:38.18	29.08s	33.17s

Finish Position and metres gained

First Arrow shows distance gain/loss from 2nd Qtr to 3rd Qtr,
Second Arrow shows distance gain/loss from 3rd Qtr to Finish
Blue arrow indicates best gain in these quarters.



800

Visual positions in race at 2nd Quarter



400

Visual positions in race at 3rd Quarter



Powered by



Harness Analyser

Sectional Analysis Software

Not just form | Free Trial

www.facebook.com/PJHarnessRacing



RISE Digital, Harness Racing Australia nor the provider accepts any responsibility for the completeness or accuracy of any of the information contained herein, and makes no representations about its suitability for any particular purpose. Users should make their own judgements about those matters and/or seek independent advice. You assume all risks associated with use of data provided on this page

Cranbourne Race 3 Distance 2080m

Friday, 26 January 2024


Gross Time: 2:36.90 MileRate: 2:01.40 LeadTime: 34.80s First Qtr: 28.90s Second Qtr: 32.80s Third Qtr: 29.00s Fourth Qtr: 31.40s

DATA TABLE: 800 / 400 Posi's are position from leader and (how wide the horse was at that position)

No	Horse	Plc	Mar	800 Posi	400 Posi	Time	3rd Qtr	4th Qt
8	EXALTED	1	0.0m	0.0m (0)	0.0m (0)	2:36.90	29.00s	31.40s
7	ABITOFADREAMER	2	11.4m	14.6m (0)	22.0m (1)	2:37.84	29.59s	30.57s
3	NAKEDTRUTH	3	11.7m	8.0m (1)	2.2m (1)	2:37.86	28.54s	32.14s
4	WYLD CAT	4	15.7m	13.2m (1)	13.6m (0)	2:38.19	29.02s	31.56s
5	CALL ME JACK	5	18.8m	17.8m (1)	16.4m (1)	2:38.44	28.89s	31.59s
1	MYRTLE VALE	6	26.2m	4.4m (0)	8.4m (0)	2:39.05	29.25s	32.79s
2	ERO CARPE DIEM	7	31.6m	10.4m (0)	18.6m (0)	2:39.49	29.58s	32.41s
6	GIL FAVOR	8	44.2m	4.0m (1)	11.0m (1)	2:40.53	29.43s	33.99s

Finish Position and metres gained

First Arrow shows distance gain/loss from 2nd Qtr to 3rd Qtr,
Second Arrow shows distance gain/loss from 3rd Qtr to Finish
Blue arrow indicates best gain in these quarters.



800

Visual positions in race at 2nd Quarter



400

Visual positions in race at 3rd Quarter



Powered by



Harness Analyser

Sectional Analysis Software

Not just form | Free Trial

www.facebook.com/PJHarnessRacing



RISE Digital, Harness Racing Australia nor the provider accepts any responsibility for the completeness or accuracy of any of the information contained herein, and makes no representations about its suitability for any particular purpose. Users should make their own judgements about those matters and/or seek independent advice. You assume all risks associated with use of data provided on this page

Cranbourne Race 4 Distance 1609m

Friday, 26 January 2024

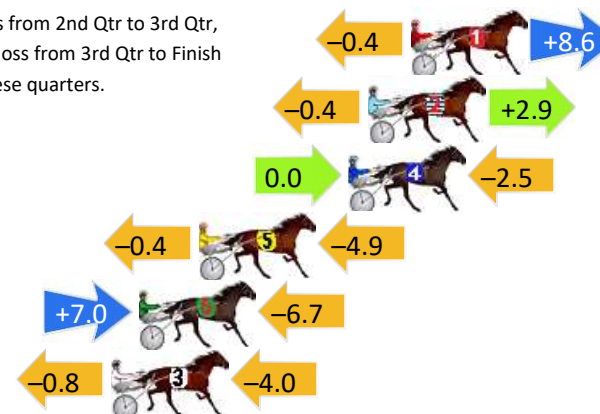
Gross Time: 1:54.70 MileRate: 1:54.70 LeadTime: 0.00s First Qtr: 27.70s Second Qtr: 30.10s Third Qtr: 28.10s Fourth Qtr: 28.80s

DATA TABLE: 800 / 400 Posi's are position from leader and (how wide the horse was at that position)

NoHorse	Plc	Mar	800 Posi	400 Posi	Time	3rd Qtr	4th Qt
1 MONTANA FLASH	1	0.0m	8.2m (0)	8.6m (0)	1:54.70	28.14s	28.18s
2 DUFFY HOLLOW	2	1.7m	4.2m (0)	4.6m (0)	1:54.83	28.13s	28.59s
4 CAPTAIN WILSON	3	2.5m	0.0m (0)	0.0m (0)	1:54.89	28.10s	28.98s
5 MAJOR MANBAR	4	8.5m	3.2m (1)	3.6m (1)	1:55.34	28.12s	29.15s
6 MODERN BLISS	5	10.9m	11.2m (1)	4.2m (2)	1:55.52	27.60s	29.28s
3 CLASSIC ANGELINA	6	12.0m	7.2m (1)	8.0m (1)	1:55.61	28.15s	29.09s

Finish Position and metres gained

First Arrow shows distance gain/loss from 2nd Qtr to 3rd Qtr,
Second Arrow shows distance gain/loss from 3rd Qtr to Finish
Blue arrow indicates best gain in these quarters.



800

Visual positions in race at 2nd Quarter



400

Visual positions in race at 3rd Quarter



Powered by



Harness Analyser

Sectional Analysis Software

Not just form | Free Trial

www.facebook.com/PJHarnessRacing



RISE Digital, Harness Racing Australia nor the provider accepts any responsibility for the completeness or accuracy of any of the information contained herein, and makes no representations about its suitability for any particular purpose. Users should make their own judgements about those matters and/or seek independent advice. You assume all risks associated with use of data provided on this page

Cranbourne Race 5 Distance 1609m

Friday, 26 January 2024

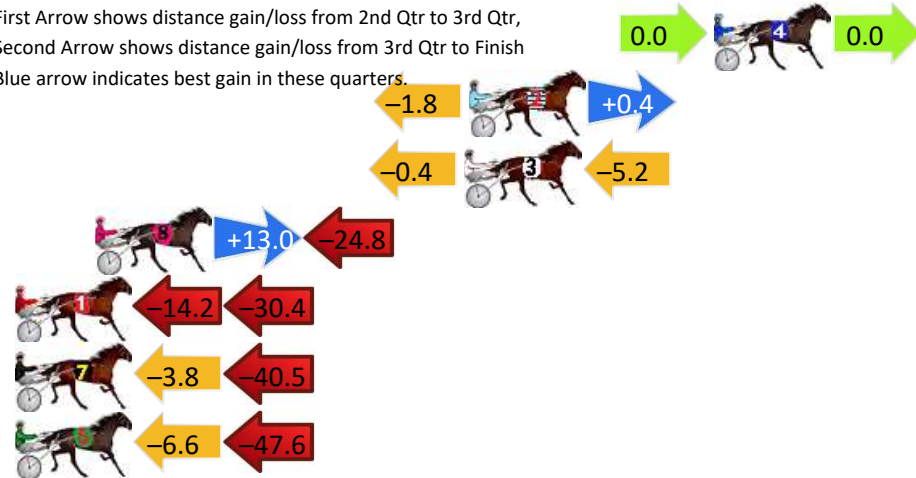
Gross Time: 1:57.60 MileRate: 1:57.60 LeadTime: 0.00s First Qtr: 28.90s Second Qtr: 30.90s Third Qtr: 28.90s Fourth Qtr: 29.00s

DATA TABLE: 800 / 400 Posi's are position from leader and (how wide the horse was at that position)

NoHorse	Plc	Mar	800 Posi	400 Posi	Time	3rd Qtr	4th Qt
4 SKIP TO ME LOU	1	0.0m	0.0m (0)	0.0m (0)	1:57.60	28.90s	29.00s
2 SUE NIEN	2	9.8m	8.4m (0)	10.2m (0)	1:58.35	29.03s	28.97s
3 LANNING	3	10.0m	4.4m (0)	4.8m (0)	1:58.36	28.93s	29.37s
8 LAVADA GOLD	4	24.8m	13.0m (1)	0.0m (1)	1:59.49	27.96s	30.79s
1 BERYLS BOOTS	5	57.4m	12.8m (0)	27.0m (0)	2:01.97	29.92s	31.19s
7 OUR SENORITA	6	61.1m	16.8m (1)	20.6m (0)	2:02.25	29.17s	31.92s
6 UNDERWOOD	7	63.2m	9.0m (1)	15.6m (1)	2:02.41	29.37s	32.43s

Finish Position and metres gained

First Arrow shows distance gain/loss from 2nd Qtr to 3rd Qtr,
Second Arrow shows distance gain/loss from 3rd Qtr to Finish
Blue arrow indicates best gain in these quarters.



800

Visual positions in race at 2nd Quarter



400

Visual positions in race at 3rd Quarter



Powered by



Harness Analyser

Sectional Analysis Software

Not just form | Free Trial

www.facebook.com/PJHarnessRacing



RISE Digital, Harness Racing Australia nor the provider accepts any responsibility for the completeness or accuracy of any of the information contained herein, and makes no representations about its suitability for any particular purpose. Users should make their own judgements about those matters and/or seek independent advice. You assume all risks associated with use of data provided on this page

Cranbourne Race 6 Distance 2080m

Friday, 26 January 2024

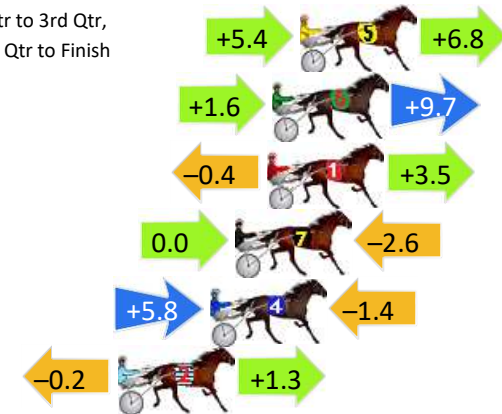
Gross Time: 2:37.70 MileRate: 2:02.00 LeadTime: 33.30s First Qtr: 33.40s Second Qtr: 32.30s Third Qtr: 30.30s Fourth Qtr: 28.40s

DATA TABLE: 800 / 400 Posi's are position from leader and (how wide the horse was at that position)

NoHorse	Plc	Mar	800 Posi	400 Posi	Time	3rd Qtr	4th Qt
5 HARRYS A ROCKSTAR	1	0.0m	12.2m (1)	6.8m (1)	2:37.70	29.89s	27.92s
6 GWYNETH P	2	1.1m	12.4m (0)	10.8m (1)	2:37.78	30.16s	27.72s
1 CAPTAIN BLOOD	3	1.3m	4.4m (0)	4.8m (0)	2:37.80	30.32s	28.15s
7 CHAPPY STREETNORTH	4	2.6m	0.0m (0)	0.0m (0)	2:37.89	30.31s	28.58s
4 SHEVCHENKO	5	3.6m	8.0m (1)	2.2m (1)	2:37.97	29.88s	28.50s
2 NIGHT SPIRIT	6	7.3m	8.4m (0)	8.6m (0)	2:38.24	30.31s	28.31s

Finish Position and metres gained

First Arrow shows distance gain/loss from 2nd Qtr to 3rd Qtr,
Second Arrow shows distance gain/loss from 3rd Qtr to Finish
Blue arrow indicates best gain in these quarters.



800

Visual positions in race at 2nd Quarter



400

Visual positions in race at 3rd Quarter



Powered by
PJ Harness Analyser

Sectional Analysis Software
Not just form | Free Trial

www.facebook.com/PJHarnessRacing



RISE Digital, Harness Racing Australia nor the provider accepts any responsibility for the completeness or accuracy of any of the information contained herein, and makes no representations about its suitability for any particular purpose. Users should make their own judgements about those matters and/or seek independent advice. You assume all risks associated with use of data provided on this page

Cranbourne Race 7 Distance 2080m

Friday, 26 January 2024

Gross Time: 2:37.30

MileRate: 2:01.70

LeadTime: 35.10s

First Qtr: 32.20s

Second Qtr: 31.50s

Third Qtr: 28.90s

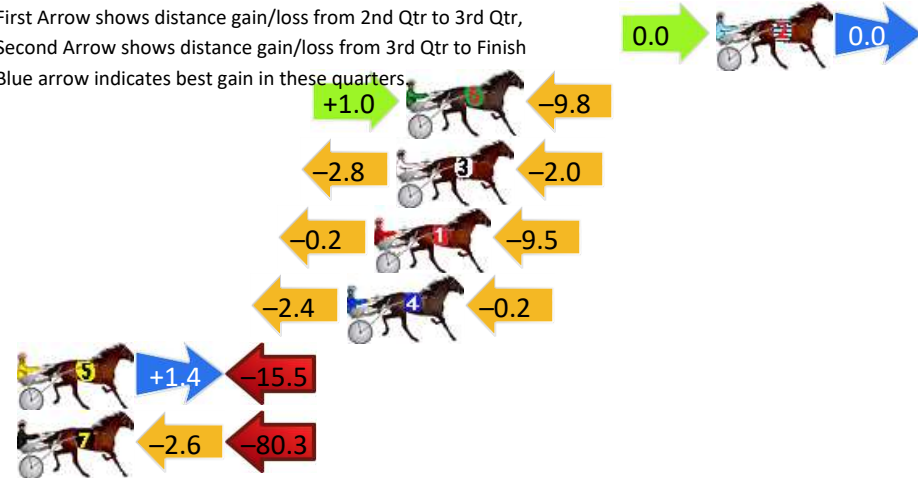
Fourth Qtr: 29.60s

DATA TABLE: 800 / 400 Posi's are position from leader and (how wide the horse was at that position)

NoHorse	Plc	Mar	800 Posi	400 Posi	Time	3rd Qtr	4th Qt
2 YERING SOHO	1	0.0m	0.0m (0)	0.0m (0)	2:37.30	28.90s	29.60s
6 PERSHING	2	12.4m	3.6m (1)	2.6m (1)	2:38.26	28.82s	30.32s
3 TEX GOES BANG	3	12.8m	8.0m (0)	10.8m (0)	2:38.29	29.10s	29.75s
1 MY ULTIMATE ROMEO	4	13.7m	4.0m (0)	4.2m (0)	2:38.36	28.91s	30.30s
4 KITCH MACRAY	5	14.8m	12.2m (0)	14.6m (0)	2:38.45	29.07s	29.61s
5 STARZZZOFMICHAEL	6	31.3m	17.2m (0)	15.8m (1)	2:39.73	28.78s	30.74s
7 LOTAKEVI	7	91.1m	8.2m (1)	10.8m (1)	2:44.37	29.02s	35.51s

Finish Position and metres gained

First Arrow shows distance gain/loss from 2nd Qtr to 3rd Qtr,
Second Arrow shows distance gain/loss from 3rd Qtr to Finish
Blue arrow indicates best gain in these quarters



800

Visual positions in race at 2nd Quarter



400

Visual positions in race at 3rd Quarter



Powered by



Harness Analyser

Sectional Analysis Software

Not just form | Free Trial

www.facebook.com/PJHarnessRacing



RISE Digital, Harness Racing Australia nor the provider accepts any responsibility for the completeness or accuracy of any of the information contained herein, and makes no representations about its suitability for any particular purpose. Users should make their own judgements about those matters and/or seek independent advice. You assume all risks associated with use of data provided on this page