

Cranbourne Race 1 Distance 1609m

Sunday, 24 May 2026


Gross Time: 1:58.10 MileRate: 1:58.10 LeadTime: 0.00s First Qtr: 28.70s Second Qtr: 31.60s Third Qtr: 28.60s Fourth Qtr: 29.30s

DATA TABLE: 800 / 400 Posi's are position from leader and (how wide the horse was at that position)

No	Horse	Plc	Mar	800 Posi	400 Posi	Time	3rd Qtr	4th Qt
7	EMJAY JAZZ	1	0.0m	0.0m (0)	0.0m (0)	1:58.10	28.60s	29.30s
3	SWAYWITHSIERRA	2	1.6m	5.1m (0)	4.2m (0)	1:58.22	28.54s	29.12s
8	BETTORSWEETVICTORY	3	2.8m	14.5m (0)	13.5m (0)	1:58.32	28.54s	28.55s
6	THE MOUNTAIN	4	8.9m	4.7m (1)	3.9m (1)	1:58.78	28.55s	29.70s
5	METRO MEMORY	5	9.8m	10.3m (1)	8.8m (1)	1:58.85	28.50s	29.42s
10	TOPHUT JOHNY	6	13.5m	24.3m (1)	10.2m (2)	1:59.14	27.60s	29.61s
11	BEST BY A MILE	7	14.1m	18.9m (0)	18.1m (0)	1:59.18	28.56s	29.08s
2	GROOM	8	17.6m	16.3m (1)	12.9m (1)	1:59.45	28.37s	29.72s
1	MILLION DOLLAR MAV	9	20.9m	10.3m (0)	9.0m (0)	1:59.71	28.52s	30.26s
4	EASY ROLLING	10	23.5m	24.8m (0)	14.3m (2)	1:59.91	27.87s	30.08s
9	ELLEEGANT LANE	11	28.8m	19.1m (2)	6.4m (2)	2:00.31	27.70s	31.05s

Finish Position and metres gained

First Arrow shows distance gain/loss from 2nd Qtr to 3rd Qtr, Second Arrow shows distance gain/loss from 3rd Qtr to Finish
Blue arrow indicates best gain in these quarters.



800

Visual positions in race at 2nd Quarter



400

Visual positions in race at 3rd Quarter



Cranbourne Race 2 Distance 2080m

Sunday, 24 May 2026

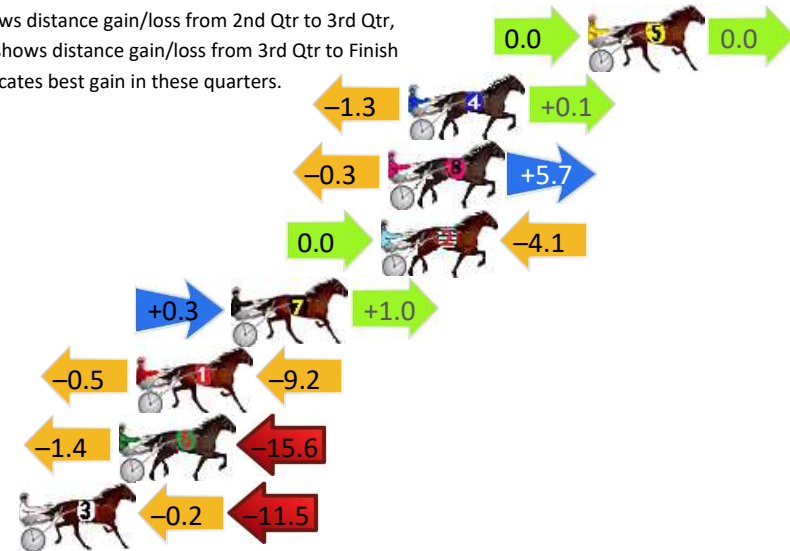
Gross Time: 2:32.50 MileRate: 1:58.00 LeadTime: 33.50s First Qtr: 30.30s Second Qtr: 31.50s Third Qtr: 29.10s Fourth Qtr: 28.10s

DATA TABLE: 800 / 400 Posi's are position from leader and (how wide the horse was at that position)

No	Horse	Plc	Mar	800 Posi	400 Posi	Time	3rd Qtr	4th Qt
5	SOLS ME NAME	1	0.0m	0.0m (0)	0.0m (0)	2:32.50	29.10s	28.10s
4	SPORTS WRACK	2	7.2m	6.0m (1)	7.3m (1)	2:33.03	29.19s	28.11s
8	SCHERGER THAT	3	8.0m	13.4m (0)	13.7m (0)	2:33.09	29.10s	27.72s
2	THE VILLAIN	4	8.3m	4.2m (0)	4.2m (0)	2:33.11	29.10s	28.41s
7	WILD CARD	5	14.3m	15.6m (1)	15.3m (1)	2:33.56	29.06s	28.07s
1	DENNY ROCKS	6	18.1m	8.4m (0)	8.9m (0)	2:33.84	29.12s	28.81s
6	STARZINHEREYES	7	18.8m	1.8m (1)	3.2m (1)	2:33.89	29.20s	29.26s
3	BELLA LOUISE	8	22.8m	11.1m (1)	11.3m (1)	2:34.18	29.10s	28.98s

Finish Position and metres gained

First Arrow shows distance gain/loss from 2nd Qtr to 3rd Qtr,
Second Arrow shows distance gain/loss from 3rd Qtr to Finish
Blue arrow indicates best gain in these quarters.



8
0
0

Visual positions in race at 2nd Quarter



4
0
0

Visual positions in race at 3rd Quarter



Cranbourne Race 3 Distance 1609m

Sunday, 24 May 2026

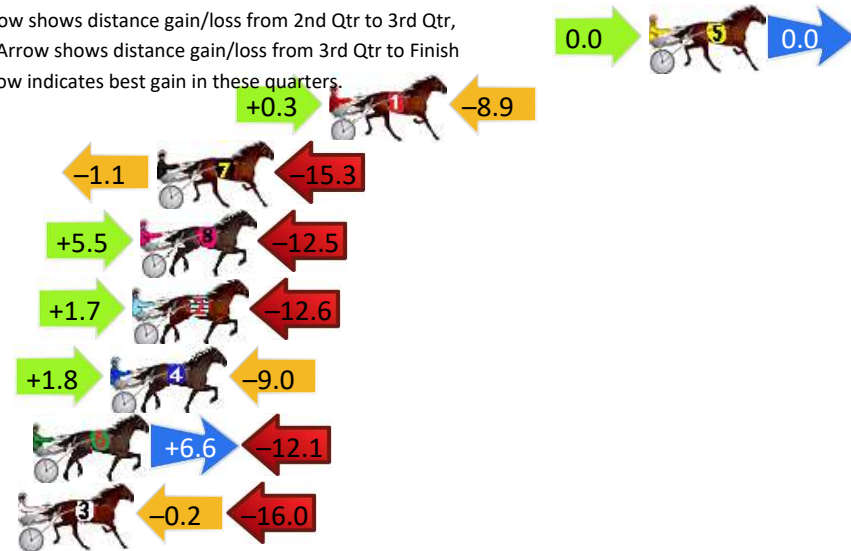
Gross Time: 1:55.70 MileRate: 1:55.70 LeadTime: 0.00s First Qtr: 29.10s Second Qtr: 31.20s Third Qtr: 27.90s Fourth Qtr: 27.50s

DATA TABLE: 800 / 400 Posi's are position from leader and (how wide the horse was at that position)

No	Horse	Plc	Mar	800 Posi	400 Posi	Time	3rd Qtr	4th Qt
5	SHAZZA LOVE	1	0.0m	0.0m (0)	0.0m (0)	1:55.70	27.90s	27.50s
1	YNOBE NOVA	2	12.8m	4.2m (0)	3.9m (0)	1:56.63	27.88s	28.16s
7	INEXORABLE	3	19.7m	3.3m (1)	4.4m (1)	1:57.13	27.97s	28.63s
8	MASTER LOUEY	4	20.4m	13.4m (1)	7.9m (2)	1:57.18	27.51s	28.44s
2	JILLIBY SELWOOD	5	20.7m	9.8m (0)	8.1m (0)	1:57.20	27.78s	28.44s
4	SKIPPYS DELIGHT	6	21.6m	14.4m (0)	12.6m (0)	1:57.26	27.77s	28.19s
6	ARZALI ROCKSTAR	7	24.7m	19.2m (1)	12.6m (2)	1:57.49	27.44s	28.42s
3	JUSTLIKEDAVE	8	25.3m	9.1m (1)	9.3m (1)	1:57.53	27.91s	28.69s

Finish Position and metres gained

First Arrow shows distance gain/loss from 2nd Qtr to 3rd Qtr, Second Arrow shows distance gain/loss from 3rd Qtr to Finish Blue arrow indicates best gain in these quarters.



8
0
0

Visual positions in race at 2nd Quarter



4
0
0

Visual positions in race at 3rd Quarter



Cranbourne Race 4 Distance 1609m

Sunday, 24 May 2026



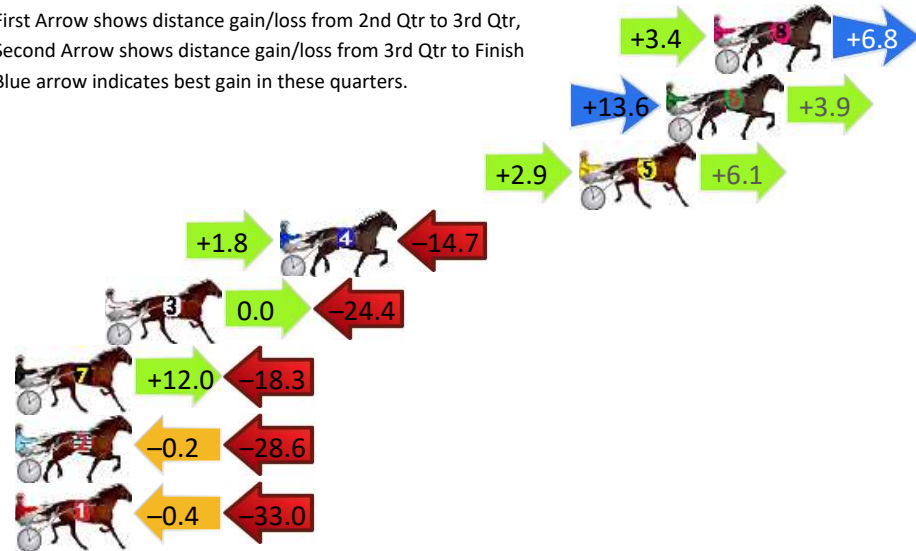
Gross Time: 1:58.80 MileRate: 1:58.80 LeadTime: 0.00s First Qtr: 27.90s Second Qtr: 31.40s Third Qtr: 29.70s Fourth Qtr: 29.80s

DATA TABLE: 800 / 400 Posi's are position from leader and (how wide the horse was at that position)

NoHorse	Plc	Mar	800 Posi	400 Posi	Time	3rd Qtr	4th Qt
8 THATS MY CARDIGAN	1	0.0m	10.2m (1)	6.8m (1)	1:58.80	29.45s	29.30s
6 KITTY CASH	2	1.9m	19.4m (1)	5.8m (2)	1:58.95	28.70s	29.52s
5 MOREEP	3	5.4m	14.4m (1)	11.5m (1)	1:59.22	29.49s	29.37s
4 DESERT ROYALE	4	17.4m	4.5m (1)	2.7m (1)	2:00.16	29.57s	30.96s
3 KYVALLEY JENNY	5	24.4m	0.0m (0)	0.0m (0)	2:00.71	29.70s	31.71s
7 CARTACALHA	6	30.1m	23.8m (1)	11.8m (2)	2:01.15	28.81s	31.28s
2 ZIPPING VOLSTEAD	7	37.7m	8.9m (0)	9.1m (0)	2:01.74	29.71s	32.07s
1 ONE MORE MOVE	8	38.0m	4.6m (0)	5.0m (0)	2:01.77	29.73s	32.40s

Finish Position and metres gained

First Arrow shows distance gain/loss from 2nd Qtr to 3rd Qtr, Second Arrow shows distance gain/loss from 3rd Qtr to Finish Blue arrow indicates best gain in these quarters.



Visual positions in race at 2nd Quarter

Visual positions in race at 3rd Quarter

Cranbourne Race 5 Distance 2110m

Sunday, 24 May 2026

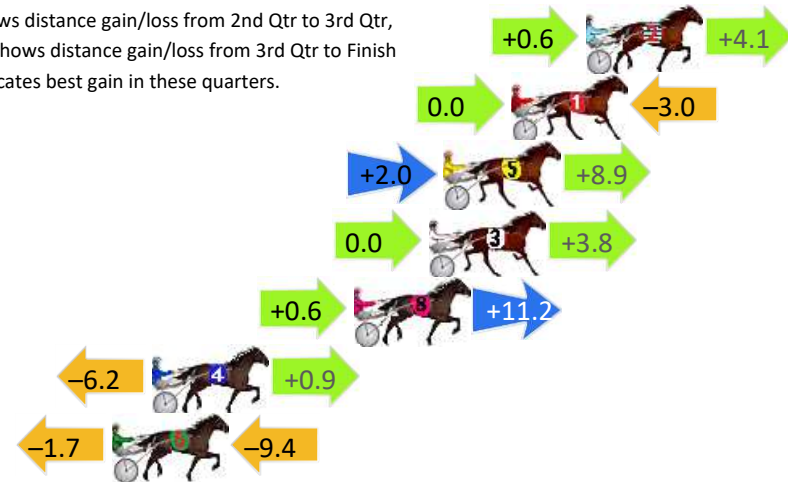
Gross Time: 2:42.20 MileRate: 2:03.10 LeadTime: 41.90s First Qtr: 30.40s Second Qtr: 31.10s Third Qtr: 28.60s Fourth Qtr: 30.20s

DATA TABLE: 800 / 400 Posi's are position from leader and (how wide the horse was at that position)

NoHorse	Plc	Mar	800 Posi	400 Posi	Time	3rd Qtr	4th Qt
2 MISTA WALKER	1	0.0m	4.7m (0)	4.1m (0)	2:42.20	28.57s	29.90s
1 KYVALLEY MISTY	2	3.0m	0.0m (0)	0.0m (0)	2:42.44	28.60s	30.44s
5 DISTANT SUN	3	5.7m	16.6m (1)	14.6m (1)	2:42.65	28.49s	29.58s
3 SCAR	4	6.3m	10.1m (0)	10.1m (0)	2:42.70	28.62s	29.96s
8 EL CONQUEROR	5	9.3m	21.1m (1)	20.5m (2)	2:42.94	28.60s	29.44s
4 JAKARTA	6	17.4m	12.1m (1)	18.3m (1)	2:43.58	29.08s	30.24s
6 SHES SKY HIGH	7	19.0m	7.9m (1)	9.6m (1)	2:43.70	28.74s	31.00s

Finish Position and metres gained

First Arrow shows distance gain/loss from 2nd Qtr to 3rd Qtr, Second Arrow shows distance gain/loss from 3rd Qtr to Finish
Blue arrow indicates best gain in these quarters.



8
0
0

Visual positions in race at 2nd Quarter



4
0
0

Visual positions in race at 3rd Quarter



Cranbourne Race 6 Distance 2080m

Sunday, 24 May 2026


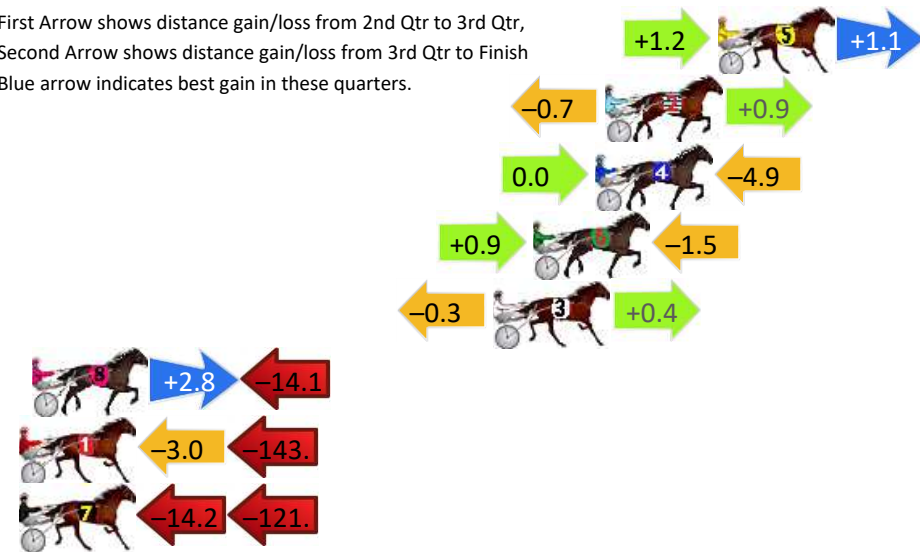
Gross Time: 2:43.80 MileRate: 2:06.70 LeadTime: 37.70s First Qtr: 32.50s Second Qtr: 33.50s Third Qtr: 29.80s Fourth Qtr: 30.30s

DATA TABLE: 800 / 400 Posi's are position from leader and (how wide the horse was at that position)


No	Horse	Plc	Mar	800 Posi	400 Posi	Time	3rd Qtr	4th Qt
5	WHISKEY DAWN	1	0.0m	2.3m (1)	1.1m (1)	2:43.80	29.71s	30.22s
2	WAITING FOR ANNA	2	4.5m	4.7m (0)	5.4m (0)	2:44.16	29.85s	30.26s
4	MI BOW	3	4.9m	0.0m (0)	0.0m (0)	2:44.19	29.80s	30.69s
6	SOLO SAPPHIRE	4	7.4m	6.8m (1)	5.9m (1)	2:44.39	29.74s	30.45s
3	LUCKY YOU	5	9.0m	9.1m (0)	9.4m (0)	2:44.51	29.83s	30.31s
8	HURRICANE HARPER	6	27.5m	16.2m (0)	13.4m (1)	2:45.98	29.60s	31.48s
1	FRENCHMARTINI	7	158.2m	11.3m (1)	14.3m (2)	2:56.35	30.03s	41.78s
7	WALKING ON WATER	8	360.4m	225.0m (0)	239.2m (0)	3:12.39	31.00s	41.02s

Finish Position and metres gained

First Arrow shows distance gain/loss from 2nd Qtr to 3rd Qtr,
Second Arrow shows distance gain/loss from 3rd Qtr to Finish
Blue arrow indicates best gain in these quarters.



Visual positions in race at 2nd Quarter



Visual positions in race at 3rd Quarter

