

# Cranbourne Race 1 Distance 2080m

Sunday, 19 April 2026

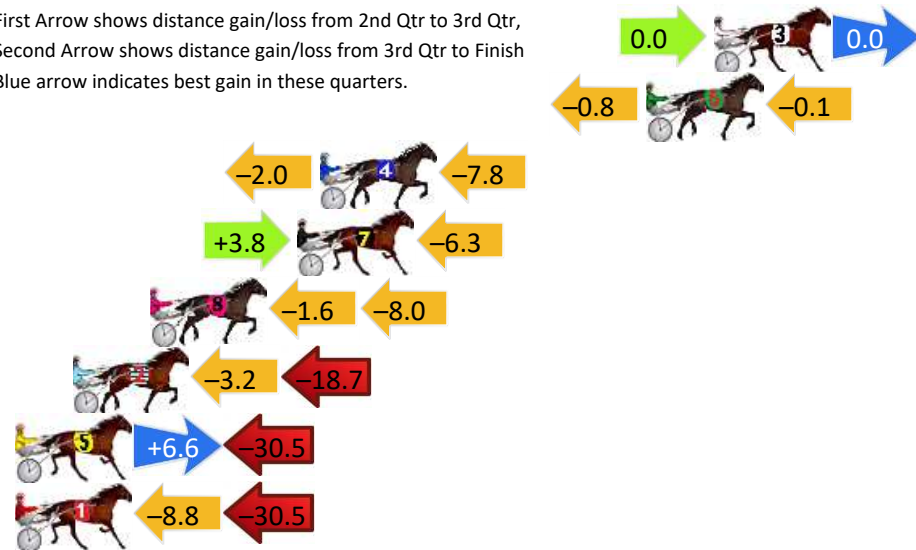
Gross Time: 2:36.30 MileRate: 2:01.00 LeadTime: 34.90s First Qtr: 30.80s Second Qtr: 32.30s Third Qtr: 28.90s Fourth Qtr: 29.40s

DATA TABLE: 800 / 400 Posi's are position from leader and (how wide the horse was at that position)

No	Horse	Plc	Mar	800 Posi	400 Posi	Time	3rd Qtr	4th Qt
3	MIDNITE DESIRE	1	0.0m	0.0m (0)	0.0m (0)	2:36.30	28.90s	29.40s
6	TEX GOES BANG	2	2.7m	1.8m (1)	2.6m (1)	2:36.51	28.96s	29.41s
4	BLISSFULL LILLY	3	15.8m	6.0m (1)	8.0m (1)	2:37.52	29.04s	29.97s
7	REASON TO LAUGH	4	16.7m	14.2m (1)	10.4m (2)	2:37.59	28.62s	29.86s
8	GROOM	5	22.6m	13.0m (0)	14.6m (1)	2:38.04	29.01s	29.98s
2	RIVER PATROL	6	25.7m	3.8m (0)	7.0m (0)	2:38.28	29.12s	30.77s
5	IAMAWINGATE	7	34.1m	10.2m (1)	3.6m (2)	2:38.93	28.40s	31.63s
1	SILVER DOMINO	8	47.1m	7.8m (0)	16.6m (0)	2:39.93	29.52s	31.63s

## Finish Position and metres gained

First Arrow shows distance gain/loss from 2nd Qtr to 3rd Qtr, Second Arrow shows distance gain/loss from 3rd Qtr to Finish Blue arrow indicates best gain in these quarters.



800

Visual positions in race at 2nd Quarter



400

Visual positions in race at 3rd Quarter

# Cranbourne Race 2 Distance 1609m

Sunday, 19 April 2026

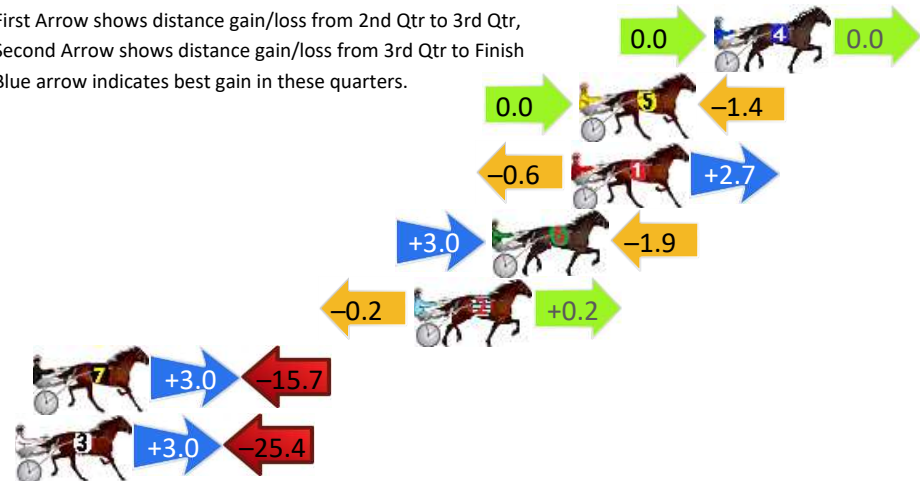
Gross Time: 1:54.60 MileRate: 1:54.60 LeadTime: 0.00s First Qtr: 26.70s Second Qtr: 30.30s Third Qtr: 29.50s Fourth Qtr: 28.10s

DATA TABLE: 800 / 400 Posi's are position from leader and (how wide the horse was at that position)

No	Horse	Plc	Mar	800 Posi	400 Posi	Time	3rd Qtr	4th Qt
4	MOST EXCITING	1	0.0m	0.0m (0)	0.0m (0)	1:54.60	29.50s	28.10s
5	IM WESLEY	2	5.4m	4.0m (0)	4.0m (0)	1:55.00	29.50s	28.20s
1	YA BOTTOM DOLLAR	3	5.7m	7.8m (0)	8.4m (0)	1:55.02	29.54s	27.91s
6	SPORTS WRACK	4	8.9m	10.0m (1)	7.0m (1)	1:55.26	29.29s	28.23s
2	JUST INCREDIBLE	5	12.0m	12.0m (0)	12.2m (0)	1:55.49	29.51s	28.09s
7	RUBY WINGATE	6	27.3m	14.6m (1)	11.6m (1)	1:56.62	29.31s	29.20s
3	IMAGINATION ORO	7	28.4m	6.0m (1)	3.0m (1)	1:56.70	29.33s	29.87s

## Finish Position and metres gained

First Arrow shows distance gain/loss from 2nd Qtr to 3rd Qtr,  
Second Arrow shows distance gain/loss from 3rd Qtr to Finish  
Blue arrow indicates best gain in these quarters.



8  
0  
0

Visual positions in race at 2nd Quarter



4  
0  
0

Visual positions in race at 3rd Quarter



# Cranbourne Race 3 Distance 2080m

Sunday, 19 April 2026

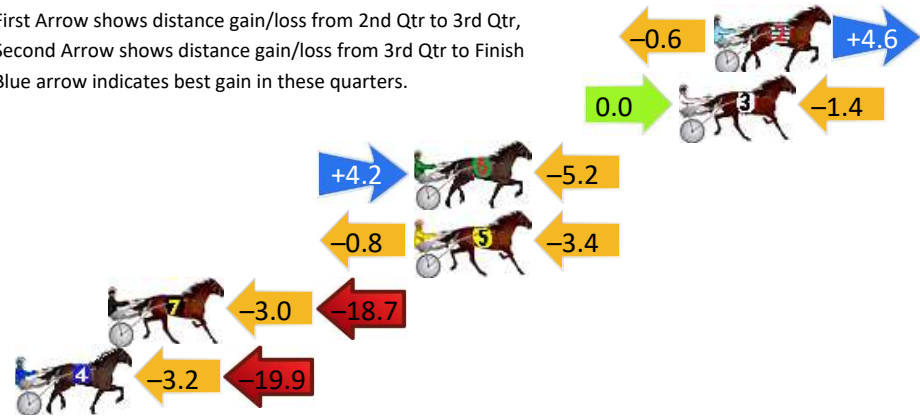
Gross Time: 2:32.40 MileRate: 1:57.90 LeadTime: 33.50s First Qtr: 30.80s Second Qtr: 30.30s Third Qtr: 28.20s Fourth Qtr: 29.60s

DATA TABLE: 800 / 400 Posi's are position from leader and (how wide the horse was at that position)

NoHorse	Plc	Mar	800 Posi	400 Posi	Time	3rd Qtr	4th Qt
2 THE VILLAIN	1	0.0m	4.0m (0)	4.6m (0)	2:32.40	28.25s	29.26s
3 MIKISPUR	2	1.4m	0.0m (0)	0.0m (0)	2:32.51	28.20s	29.70s
6 FOREGONE CONCLUSION	3	12.0m	11.0m (1)	6.8m (2)	2:33.33	27.89s	29.98s
5 JUST PEDRO	4	12.0m	7.8m (0)	8.6m (0)	2:33.33	28.25s	29.85s
7 GOODTIME CAPTAIN	5	24.3m	2.6m (1)	5.6m (1)	2:34.29	28.38s	30.98s
4 MONSIEUR FLAMEL	6	30.1m	7.0m (1)	10.2m (1)	2:34.74	28.40s	31.06s

## Finish Position and metres gained

First Arrow shows distance gain/loss from 2nd Qtr to 3rd Qtr, Second Arrow shows distance gain/loss from 3rd Qtr to Finish Blue arrow indicates best gain in these quarters.



8  
0  
0

Visual positions in race at 2nd Quarter



4  
0  
0

Visual positions in race at 3rd Quarter



# Cranbourne Race 4 Distance 1609m

Sunday, 19 April 2026

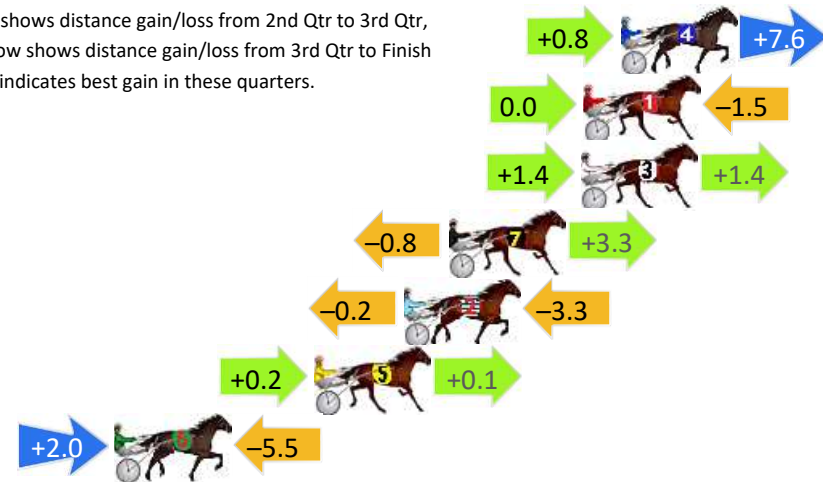
Gross Time: 1:58.90 MileRate: 1:58.90 LeadTime: 0.00s First Qtr: 28.70s Second Qtr: 32.90s Third Qtr: 28.60s Fourth Qtr: 28.70s

DATA TABLE: 800 / 400 Posi's are position from leader and (how wide the horse was at that position)

No	Horse	Plc	Mar	800 Posi	400 Posi	Time	3rd Qtr	4th Qt
4	MASTER LOUEY	1	0.0m	8.4m (1)	7.6m (1)	1:58.90	28.54s	28.16s
1	COLORADO GIRL	2	1.5m	0.0m (0)	0.0m (0)	1:59.01	28.60s	28.81s
3	KORENGAL VALLEY	3	1.6m	4.4m (1)	3.0m (1)	1:59.02	28.50s	28.60s
7	SIR CANDY CLOUD	4	6.9m	9.4m (0)	10.2m (0)	1:59.42	28.66s	28.46s
2	NOELS GIFT	5	8.7m	5.2m (0)	5.4m (0)	1:59.56	28.61s	28.94s
5	JUSTLIKEDAVE	6	12.3m	12.6m (1)	12.4m (2)	1:59.83	28.59s	28.69s
6	BLACKMIRRA	7	20.3m	16.8m (1)	14.8m (1)	2:00.43	28.46s	29.09s


## Finish Position and metres gained

First Arrow shows distance gain/loss from 2nd Qtr to 3rd Qtr, Second Arrow shows distance gain/loss from 3rd Qtr to Finish  
Blue arrow indicates best gain in these quarters.



800

Visual positions in race at 2nd Quarter



400

Visual positions in race at 3rd Quarter



# Cranbourne Race 5 Distance 2080m

Sunday, 19 April 2026

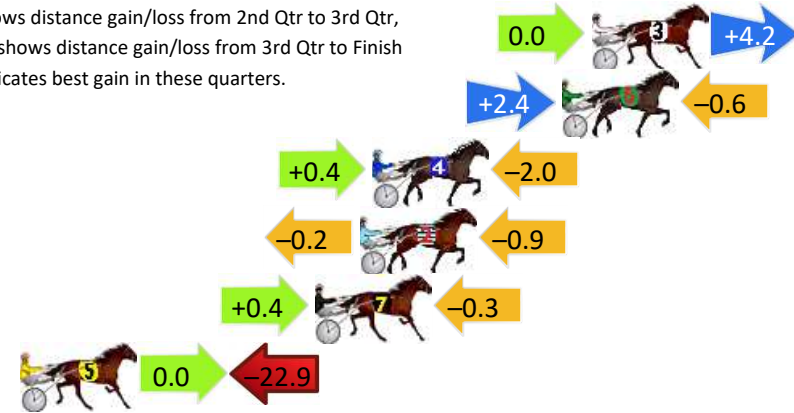
Gross Time: 2:36.70 MileRate: 2:01.20 LeadTime: 35.10s First Qtr: 30.90s Second Qtr: 32.50s Third Qtr: 29.10s Fourth Qtr: 29.10s

DATA TABLE: 800 / 400 Posi's are position from leader and (how wide the horse was at that position)

NoHorse	Plc	Mar	800 Posi	400 Posi	Time	3rd Qtr	4th Qt
3 TUPELO BEACH	1	0.0m	4.2m (0)	4.2m (0)	2:36.70	29.10s	28.80s
6 ARE WEASLEY	2	1.2m	3.0m (1)	0.6m (1)	2:36.79	28.93s	29.14s
4 TOPHUT JOHNY	3	8.8m	7.2m (1)	6.8m (1)	2:37.37	29.07s	29.24s
2 BINALONG BAY	4	9.3m	8.2m (0)	8.4m (0)	2:37.41	29.11s	29.17s
7 ALPHA CRUCIS	5	11.1m	11.2m (1)	10.8m (2)	2:37.55	29.07s	29.12s
5 BONA KHAN	6	22.9m	0.0m (0)	0.0m (0)	2:38.45	29.10s	30.76s


## Finish Position and metres gained

First Arrow shows distance gain/loss from 2nd Qtr to 3rd Qtr,  
Second Arrow shows distance gain/loss from 3rd Qtr to Finish  
Blue arrow indicates best gain in these quarters.



8  
0  
0

Visual positions in race at 2nd Quarter



4  
0  
0

Visual positions in race at 3rd Quarter



# Cranbourne Race 6 Distance 1609m

Sunday, 19 April 2026

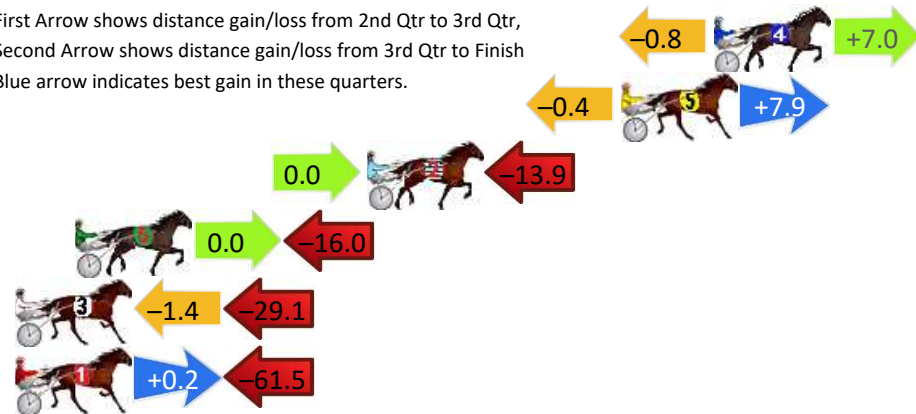
Gross Time: 2:00.60 MileRate: 2:00.60 LeadTime: 0.00s First Qtr: 29.20s Second Qtr: 31.60s Third Qtr: 29.10s Fourth Qtr: 30.80s

DATA TABLE: 800 / 400 Posi's are position from leader and (how wide the horse was at that position)

NoHorse	Plc	Mar	800 Posi	400 Posi	Time	3rd Qtr	4th Qt
4 GATESYS MATE	1	0.0m	6.2m (1)	7.0m (2)	2:00.60	29.17s	30.26s
5 WHATS THE TEA	2	3.7m	11.2m (1)	11.6m (1)	2:00.90	29.15s	30.20s
2 FLING IT RAINBOW	3	13.9m	0.0m (0)	0.0m (0)	2:01.72	29.07s	31.86s
6 ESS KAY HOLLYWOOD	4	25.6m	9.6m (0)	9.6m (0)	2:02.66	29.07s	32.03s
3 AGAINST THE BRIDLE	5	32.3m	1.8m (1)	3.2m (1)	2:03.20	29.14s	33.03s
1 LOVE WHO	6	65.9m	4.6m (0)	4.4m (0)	2:05.91	28.96s	35.51s

## Finish Position and metres gained

First Arrow shows distance gain/loss from 2nd Qtr to 3rd Qtr,  
Second Arrow shows distance gain/loss from 3rd Qtr to Finish  
Blue arrow indicates best gain in these quarters.



8  
0  
0

Visual positions in race at 2nd Quarter



4  
0  
0

Visual positions in race at 3rd Quarter

# Cranbourne Race 7 Distance 1609m

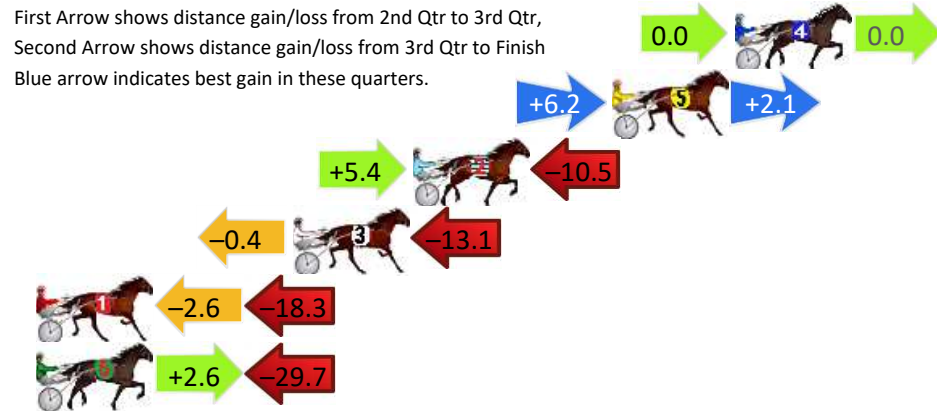
Sunday, 19 April 2026

Gross Time: 1:59.70 MileRate: 1:59.70 LeadTime: 0.00s First Qtr: 28.30s Second Qtr: 33.80s Third Qtr: 29.30s Fourth Qtr: 28.30s

DATA TABLE: 800 / 400 Posi's are position from leader and (how wide the horse was at that position)

NoHorse	Plc	Mar	800 Posi	400 Posi	Time	3rd Qtr	4th Qt
4 ARISA	1	0.0m	0.0m (0)	0.0m (0)	1:59.70	29.30s	28.30s
5 WESTERIA	2	4.9m	13.2m (1)	7.0m (1)	2:00.06	28.85s	28.15s
2 LOOKING FROM ABOVE	3	12.9m	7.8m (1)	2.4m (1)	2:00.66	28.93s	29.04s
3 RAGING DAISY	4	17.7m	4.2m (0)	4.6m (0)	2:01.02	29.34s	29.22s
1 HART OF CYPRUS	5	29.1m	8.2m (0)	10.8m (0)	2:01.86	29.51s	29.59s
6 MILLION DOLLAR MAV	6	41.1m	14.0m (0)	11.4m (1)	2:02.76	29.15s	30.39s

## Finish Position and metres gained



800

Visual positions in race at 2nd Quarter



400

Visual positions in race at 3rd Quarter

