

Cranbourne Race 1 Distance 2080m




Sunday, 17 May 2026

Gross Time: 2:33.80 MileRate: 1:59.00 LeadTime: 34.20s First Qtr: 29.90s Second Qtr: 31.60s Third Qtr: 29.50s Fourth Qtr: 28.60s

DATA TABLE: 800 / 400 Posi's are position from leader and (how wide the horse was at that position)

No	Horse	Plc	Mar	800 Posi	400 Posi	Time	3rd Qtr	4th Qt
4	TOPHUT JOHNY	1	0.0m	0.0m (0)	0.0m (0)	2:33.80	29.50s	28.60s
11	LAZENBY	2	7.2m	4.1m (1)	2.4m (1)	2:34.34	29.37s	28.97s
6	REASON TO LAUGH	3	8.1m	8.2m (1)	5.8m (0)	2:34.41	29.32s	28.79s
8	BOND GIRL	4	11.5m	9.7m (0)	12.5m (1)	2:34.66	29.69s	28.56s
10	PRECIOUS BELLE	5	21.6m	26.9m (1)	16.6m (3)	2:35.42	28.73s	29.02s
9	DOT BALL	6	23.9m	22.2m (1)	12.5m (2)	2:35.59	28.77s	29.49s
7	ELLI JOH	7	27.9m	13.8m (0)	18.0m (0)	2:35.90	29.79s	29.40s
12	GROOM	8	31.3m	31.0m (1)	18.0m (1)	2:36.15	28.53s	29.65s
5	VIVA STORM	9	31.9m	12.7m (1)	7.9m (1)	2:36.20	29.14s	30.43s
3	EXCELENTE	10	32.4m	17.3m (1)	16.6m (2)	2:36.23	29.43s	29.83s
2	MISTER EVOLUTION	11	55.6m	17.7m (0)	24.5m (1)	2:37.98	29.97s	31.01s
1	JILLIBY DINGO	12	58.7m	5.5m (0)	12.5m (0)	2:38.21	30.00s	32.11s

Finish Position and metres gained



Cranbourne Race 2 Distance 1609m


Sunday, 17 May 2026

Gross Time: 1:54.20 MileRate: 1:54.20 LeadTime: 0.00s First Qtr: 28.20s Second Qtr: 30.50s Third Qtr: 27.80s Fourth Qtr: 27.80s

DATA TABLE: 800 / 400 Posi's are position from leader and (how wide the horse was at that position)

NoHorse	Plc	Mar	800 Posi	400 Posi	Time	3rd Qtr	4th Qt
3 LEAVEMEOUT	1	0.0m	0.0m (0)	0.0m (0)	1:54.20	27.80s	27.80s
7 HELLOVATIME	2	9.5m	16.9m (1)	9.1m (2)	1:54.89	27.26s	27.86s
9 GALAXY LASS	3	10.8m	12.5m (1)	5.4m (2)	1:54.99	27.31s	28.22s
6 SPORTS WRACK	4	13.2m	2.9m (1)	2.5m (1)	1:55.17	27.77s	28.60s
8 JUST AS WELL	5	13.5m	9.7m (0)	8.7m (0)	1:55.19	27.73s	28.19s
5 THE VILLAIN	6	18.2m	8.3m (1)	6.8m (1)	1:55.53	27.70s	28.66s
2 INEXORABLE	7	18.7m	4.9m (0)	4.4m (0)	1:55.57	27.76s	28.87s
1 SOHO HUDSON	8	27.1m	21.3m (1)	18.4m (1)	1:56.18	27.60s	28.51s
4 DENNY ROCKS	9	27.7m	15.1m (0)	13.0m (1)	1:56.23	27.66s	28.93s

Finish Position and metres gained



800

Visual positions in race at 2nd Quarter



400

Visual positions in race at 3rd Quarter



Cranbourne Race 3 Distance 1609m

Sunday, 17 May 2026


Gross Time: 1:55.80 MileRate: 1:55.80 LeadTime: 0.00s First Qtr: 27.60s Second Qtr: 30.50s Third Qtr: 28.70s Fourth Qtr: 29.00s

DATA TABLE: 800 / 400 Posi's are position from leader and (how wide the horse was at that position)

No	Horse	Plc	Mar	800 Posi	400 Posi	Time	3rd Qtr	4th Qt
1	HOLD ON FOREVER	1	0.0m	9.8m (0)	10.7m (0)	1:55.80	28.77s	28.23s
5	FARROH JOE	2	1.2m	0.0m (0)	0.0m (0)	1:55.89	28.70s	29.09s
4	IM STARVING	3	11.4m	5.6m (0)	6.1m (0)	1:56.67	28.74s	29.43s
6	ZEALYN	4	22.4m	14.0m (1)	13.1m (1)	1:57.50	28.64s	29.76s
2	FIFTY SEVEN CHEVY	5	25.1m	4.2m (1)	3.4m (1)	1:57.71	28.64s	30.67s
7	ROBUST SALLY	6	27.9m	19.2m (1)	17.3m (1)	1:57.92	28.57s	29.88s
8	MILLION DOLLAR MAV	7	29.9m	14.4m (0)	14.9m (0)	1:58.08	28.74s	30.21s
3	GOZO SWEET	8	32.2m	9.8m (1)	8.7m (1)	1:58.25	28.62s	30.83s

Finish Position and metres gained

First Arrow shows distance gain/loss from 2nd Qtr to 3rd Qtr, Second Arrow shows distance gain/loss from 3rd Qtr to Finish
Blue arrow indicates best gain in these quarters.



800

Visual positions in race at 2nd Quarter



400

Visual positions in race at 3rd Quarter



Cranbourne Race 4 Distance 1609m




Sunday, 17 May 2026

Gross Time: 2:00.10 MileRate: 2:00.10 LeadTime: 0.00s First Qtr: 28.60s Second Qtr: 31.30s Third Qtr: 29.30s Fourth Qtr: 30.90s

DATA TABLE: 800 / 400 Posi's are position from leader and (how wide the horse was at that position)

No	Horse	Plc	Mar	800 Posi	400 Posi	Time	3rd Qtr	4th Qt
4	DESERT ROYALE	1	0.0m	0.0m (0)	0.0m (0)	2:00.10	29.30s	30.90s
3	MISS KOMMUNICATION	2	4.5m	5.8m (0)	4.2m (0)	2:00.46	29.18s	30.92s
5	GYM QUEEN	3	15.0m	11.0m (1)	3.6m (1)	2:01.31	28.72s	31.78s
2	WAITING FOR ANNA	4	15.8m	11.8m (0)	8.8m (0)	2:01.38	29.06s	31.44s
8	ALDEBARAN SARIAH	5	22.9m	16.6m (0)	13.2m (0)	2:01.95	29.03s	31.65s
7	TAURAS	6	58.8m	23.8m (1)	11.2m (1)	2:04.85	28.26s	34.56s
1	HURRICANE HARPER	7	66.8m	18.2m (1)	15.8m (1)	2:05.50	29.02s	34.82s
6	GIANT FRANKIE	8	73.3m	22.2m (0)	28.0m (0)	2:06.02	29.64s	34.38s

Finish Position and metres gained



Cranbourne Race 5 Distance 2080m

Sunday, 17 May 2026

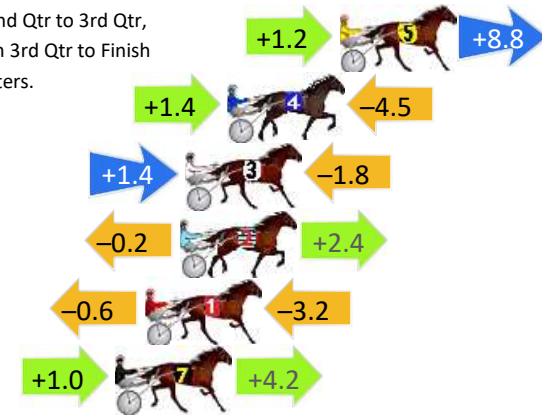
Gross Time: 2:32.00 MileRate: 1:57.60 LeadTime: 31.90s First Qtr: 30.60s Second Qtr: 32.00s Third Qtr: 28.30s Fourth Qtr: 29.20s

DATA TABLE: 800 / 400 Posi's are position from leader and (how wide the horse was at that position)

NoHorse	Plc	Mar	800 Posi	400 Posi	Time	3rd Qtr	4th Qt
5 JUST PEDRO	1	0.0m	10.0m (1)	8.8m (1)	2:32.00	28.22s	28.56s
4 LONGTAN VIPER	2	4.5m	1.4m (1)	0.0m (1)	2:32.34	28.19s	29.53s
3 JUSTLIKEDAVE	3	6.2m	5.8m (1)	4.4m (1)	2:32.47	28.20s	29.33s
2 YANKEE MOJOH	4	6.4m	8.6m (0)	8.8m (0)	2:32.49	28.32s	29.03s
1 REALLY SMARTIE	5	7.8m	4.0m (0)	4.6m (0)	2:32.60	28.34s	29.43s
7 MY BEAUTIFUL LIFE	6	9.0m	14.2m (1)	13.2m (1)	2:32.69	28.23s	28.90s

Finish Position and metres gained

First Arrow shows distance gain/loss from 2nd Qtr to 3rd Qtr,
Second Arrow shows distance gain/loss from 3rd Qtr to Finish
Blue arrow indicates best gain in these quarters.



800

Visual positions in race at 2nd Quarter



400

Visual positions in race at 3rd Quarter



Cranbourne Race 6 Distance 2080m


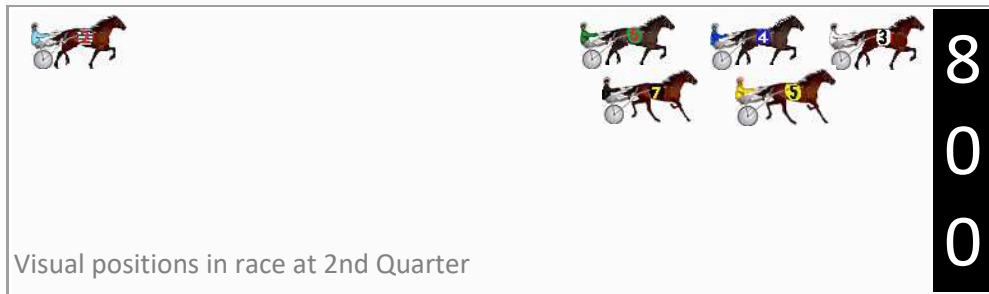
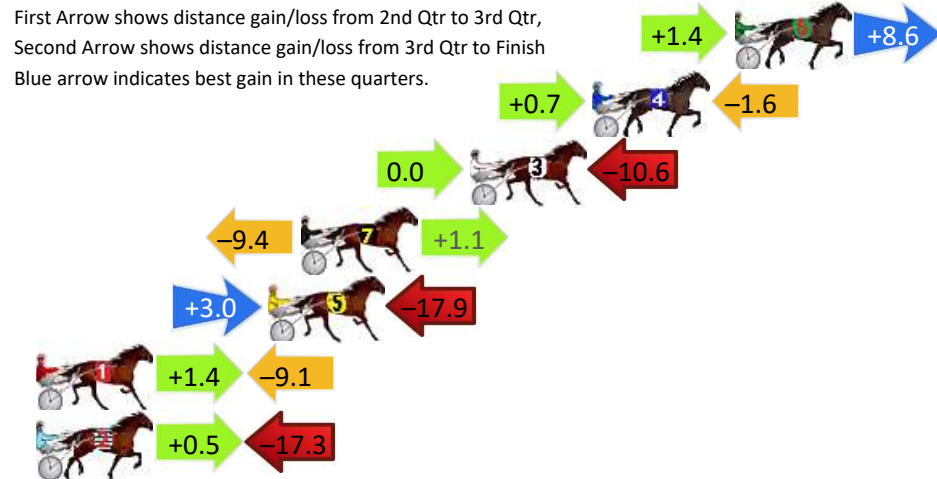
Sunday, 17 May 2026

Gross Time: 2:36.70 MileRate: 2:01.20 LeadTime: 35.40s First Qtr: 30.60s Second Qtr: 31.60s Third Qtr: 28.30s Fourth Qtr: 30.80s

DATA TABLE: 800 / 400 Posi's are position from leader and (how wide the horse was at that position)

No	Horse	Plc	Mar	800 Posi	400 Posi	Time	3rd Qtr	4th Qt
6	DESERT ASSASSIN	1	0.0m	10.0m (0)	8.6m (1)	2:36.70	28.23s	30.17s
4	PARIS KAY	2	5.7m	4.8m (0)	4.1m (0)	2:37.16	28.26s	30.96s
3	KYVALLEY ANTHONY	3	10.6m	0.0m (0)	0.0m (0)	2:37.55	28.30s	31.65s
7	BUSLIN BRODY	4	17.4m	9.1m (1)	18.5m (0)	2:38.10	29.02s	30.84s
5	MOJITO MADNESS	5	18.7m	3.8m (1)	0.8m (1)	2:38.21	28.09s	32.25s
1	PARIS JAMILLA	6	41.8m	34.1m (0)	32.7m (0)	2:40.07	28.30s	31.77s
2	THATS MY CARDIGAN	7	56.2m	39.4m (0)	38.9m (0)	2:41.23	28.39s	32.47s

Finish Position and metres gained



Cranbourne Race 7 Distance 1609m

Sunday, 17 May 2026



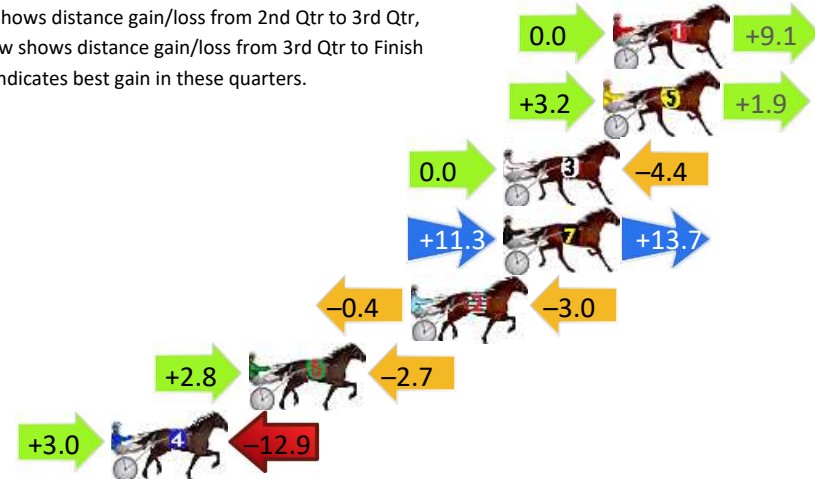
Gross Time: 1:59.80 MileRate: 1:59.80 LeadTime: 0.00s First Qtr: 28.60s Second Qtr: 32.20s Third Qtr: 29.30s Fourth Qtr: 29.70s

DATA TABLE: 800 / 400 Posi's are position from leader and (how wide the horse was at that position)

No	Horse	Plc	Mar	800 Posi	400 Posi	Time	3rd Qtr	4th Qt
1	MISTA WALKER	1	0.0m	9.1m (0)	9.1m (0)	1:59.80	29.31s	29.03s
5	AT THE DISTANCE	2	0.4m	5.5m (1)	2.3m (1)	1:59.83	29.07s	29.56s
3	KYVALLEY JENNY	3	4.4m	0.0m (0)	0.0m (0)	2:00.14	29.30s	30.04s
7	RYMES	4	4.4m	29.4m (0)	18.1m (0)	2:00.14	28.49s	28.71s
2	DREAMS OF LOVE	5	8.1m	4.7m (0)	5.1m (0)	2:00.43	29.33s	29.96s
6	AGAINST THE BRIDLE	6	14.6m	14.7m (1)	11.9m (1)	2:00.94	29.10s	29.97s
4	WHATS THE TEA	7	20.1m	10.2m (1)	7.2m (1)	2:01.36	29.09s	30.73s

Finish Position and metres gained

First Arrow shows distance gain/loss from 2nd Qtr to 3rd Qtr,
Second Arrow shows distance gain/loss from 3rd Qtr to Finish
Blue arrow indicates best gain in these quarters.



Visual positions in race at 2nd Quarter

Visual positions in race at 3rd Quarter

