

Cranbourne Race 1 Distance 1609m

Saturday, 16 December 2023

Gross Time: 1:56.00 MileRate: 1:56.00 LeadTime: 0.00s First Qtr: 27.30s Second Qtr: 32.00s Third Qtr: 28.30s Fourth Qtr: 28.40s

NoHorse	Plc	Mar	800 Posi	400 Posi	Time	3rd Qtr	4th Qtr
7 YARECKON IM SWEE	1	0.0m	0.0m (0)	0.0m (0)	1:56.00	28.30s	28.40s

Finish Position and metres gained from 800m



2 TARA VICTORY	2	7.9m	4.6m (0)	3.7m (0)	1:56.57	28.24s	28.71s
----------------	---	------	----------	----------	---------	--------	--------



9 KITCH MACRAY	3	31.4m	8.8m (0)	7.7m (0)	1:58.34	28.22s	30.20s
----------------	---	-------	----------	----------	---------	--------	--------



4 SPRING BLUE	4	35.3m	16.8m (1)	13.3m (1)	1:58.63	28.06s	30.09s
---------------	---	-------	-----------	-----------	---------	--------	--------



5 GULMARG	5	35.6m	13.7m (0)	12.2m (0)	1:58.65	28.20s	30.19s
-----------	---	-------	-----------	-----------	---------	--------	--------



10 EXTRINSIC	6	38.1m	12.2m (1)	8.8m (1)	1:58.83	28.06s	30.61s
--------------	---	-------	-----------	----------	---------	--------	--------



3 ROYAL EDARD	7	42.8m	4.8m (1)	3.7m (1)	1:59.18	28.22s	31.32s
---------------	---	-------	----------	----------	---------	--------	--------



6 HAVEYOU METTED	8	95.1m	23.0m (1)	17.9m (1)	2:03.08	27.94s	34.22s
------------------	---	-------	-----------	-----------	---------	--------	--------



8 IM WESLEY	9	260.8m	163.5m (0)	173.7m (0)	2:15.44	29.04s	35.60s
-------------	---	--------	------------	------------	---------	--------	--------



PJ Harness Analyser

Sectional Analysis Software – Not just a formguide!

www.facebook.com/PJHarnessRacing



RISE Digital, Harness Racing Australia nor the provider accepts any responsibility for the completeness or accuracy of any of the information contained herein, and makes no representations about its suitability for any particular purpose. Users should make their own judgements about those matters and/or seek independent advice. You assume all risks associated with use of data provided on this page

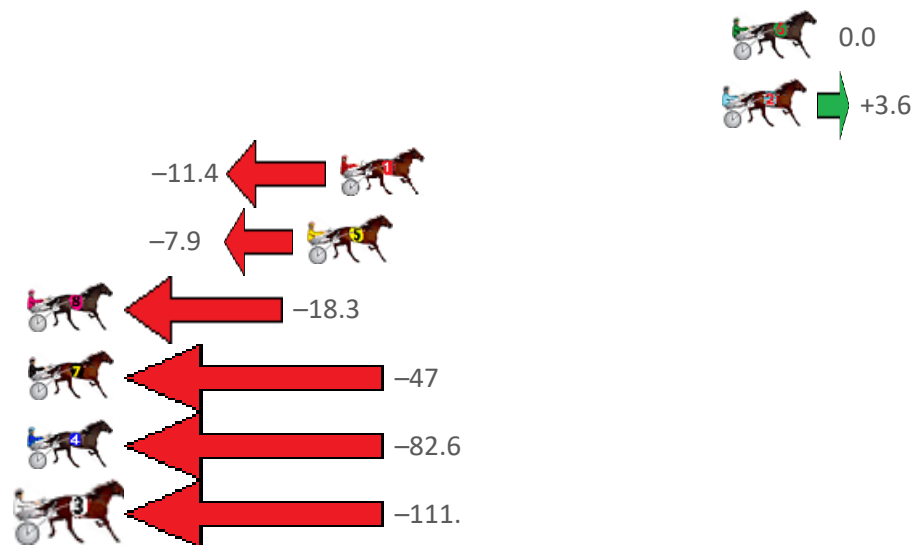
Cranbourne Race 2 Distance 2080m

Saturday, 16 December 2023

Gross Time: 2:36.10 MileRate: 2:00.80 LeadTime: 34.40s First Qtr: 31.50s Second Qtr: 31.40s Third Qtr: 28.50s Fourth Qtr: 30.30s

NoHorse	Plc	Mar	800 Posi	400 Posi	Time	3rd Qtr	4th Qtr
6 HAVEACHAT	1	0.0m	0.0m (0)	0.0m (0)	2:36.08	28.50s	30.28s
2 CRACK THE VAULT	2	0.4m	4.0m (1)	1.7m (1)	2:36.11	28.34s	30.19s
1 HURRIKANE DUSTY	3	15.6m	4.2m (0)	4.4m (0)	2:37.24	28.52s	31.12s
5 ECLIPSE LINE	4	16.9m	9.0m (1)	6.6m (1)	2:37.34	28.34s	31.06s
8 UNDERWOOD	5	28.8m	10.5m (0)	9.9m (0)	2:38.23	28.48s	31.71s
7 ANOTHERORDER	6	60.9m	14.4m (0)	20.8m (0)	2:40.62	29.00s	33.30s
4 RUBIO	7	103.2m	20.6m (0)	32.3m (0)	2:43.78	29.40s	35.62s
3 LAZENBY	8	126.1m	15.0m (1)	23.5m (1)	2:45.48	29.16s	37.96s

Finish Position and metres gained from 800m



PJ Harness Analyser

Sectional Analysis Software – Not just a formguide!

www.facebook.com/PJHarnessRacing



RISE Digital, Harness Racing Australia nor the provider accepts any responsibility for the completeness or accuracy of any of the information contained herein, and makes no representations about its suitability for any particular purpose. Users should make their own judgements about those matters and/or seek independent advice. You assume all risks associated with use of data provided on this page


Cranbourne Race 3 Distance 1609m

Saturday, 16 December 2023

Gross Time: 2:01.50 MileRate: 2:01.50 LeadTime: 0.00s First Qtr: 29.00s Second Qtr: 31.60s Third Qtr: 29.60s Fourth Qtr: 31.40s

NoHorse	Plc	Mar	800 Posi	400 Posi	Time	3rd Qtr	4th Qtr
5 AGAINST THE BRIDLE	1	0.0m	0.0m (0)	0.0m (0)	2:01.50	29.60s	31.40s
3 PROSPEROUS	2	71.6m	33.7m (0)	26.9m (0)	2:06.85	29.16s	34.71s
1 IMASOCIALBUTTERFL	3	74.7m	5.4m (0)	18.5m (0)	2:07.08	30.60s	35.58s
4 MACHO MAORI	4	84.3m	48.4m (0)	39.6m (0)	2:07.79	29.04s	34.69s
6 KYVALLEY ALLEYCAT	5	155.0m	91.9m (0)	102.9m (0)	2:13.07	30.64s	35.17s

Finish Position and metres gained from 800m







Harness Analyser

Sectional Analysis Software – Not just a formguide!

www.facebook.com/PJHarnessRacing



RISE Digital, Harness Racing Australia nor the provider accepts any responsibility for the completeness or accuracy of any of the information contained herein, and makes no representations about its suitability for any particular purpose. Users should make their own judgements about those matters and/or seek independent advice. You assume all risks associated with use of data provided on this page

Cranbourne Race 4 Distance 2080m

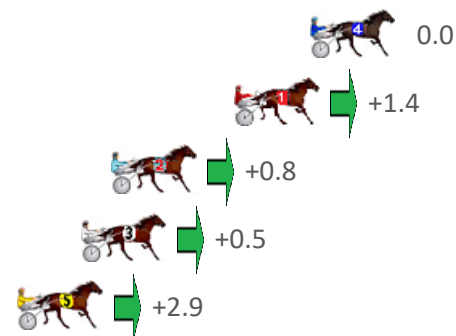
Saturday, 16 December 2023

Gross Time: 2:40.80 MileRate: 2:04.40 LeadTime: 36.70s First Qtr: 32.60s Second Qtr: 33.10s Third Qtr: 29.50s Fourth Qtr: 28.90s

NoHorse	Plc	Mar	800 Posi	400 Posi	Time	3rd Qtr	4th Qtr
4 KYVALLEY AMANDA	1	0.0m	0.0m (0)	0.0m (0)	2:40.84	29.50s	28.94s
1 PICKET WIRE	2	3.0m	4.4m (0)	4.4m (0)	2:41.06	29.50s	28.84s
2 SKEW WHIFF	3	7.9m	8.7m (0)	8.8m (0)	2:41.43	29.50s	28.89s
3 VALERIE LANE	4	9.1m	9.6m (1)	3.3m (1)	2:41.51	29.04s	29.37s
5 VIRGINIA CLOWERS	5	11.6m	14.5m (1)	8.3m (1)	2:41.70	29.04s	29.20s
6 SPIRITED LASS	6	23.4m	14.7m (0)	15.4m (0)	2:42.57	29.54s	29.55s



Finish Position and metres gained from 800m



PJ Harness Analyser

Sectional Analysis Software – Not just a formguide!

www.facebook.com/PJHarnessRacing



RISE Digital, Harness Racing Australia nor the provider accepts any responsibility for the completeness or accuracy of any of the information contained herein, and makes no representations about its suitability for any particular purpose. Users should make their own judgements about those matters and/or seek independent advice. You assume all risks associated with use of data provided on this page

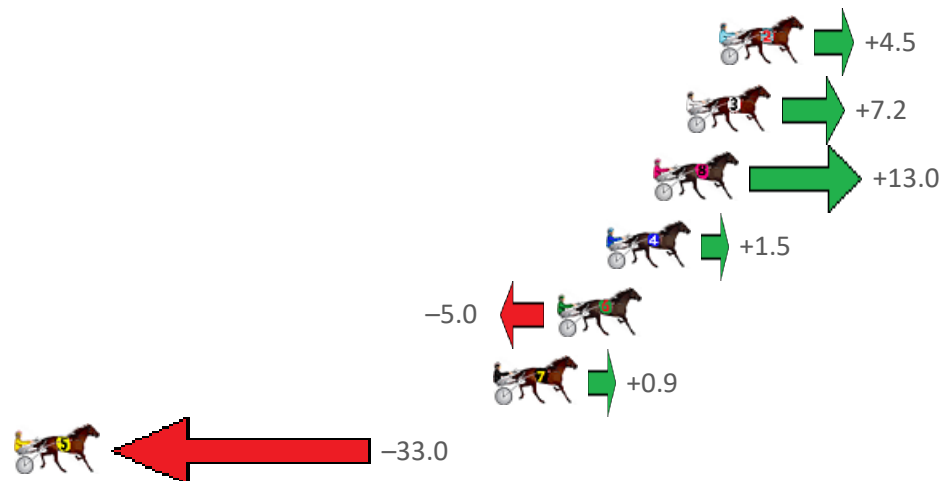
Cranbourne Race 5 Distance 2080m

Saturday, 16 December 2023

Gross Time: 2:36.60 MileRate: 2:01.20 LeadTime: 34.00s First Qtr: 31.80s Second Qtr: 32.40s Third Qtr: 28.40s Fourth Qtr: 30.00s

NoHorse	Plc	Mar	800 Posi	400 Posi	Time	3rd Qtr	4th Qtr
2 HARRYS A ROCKSTAR	1	0.0m	4.5m (0)	4.1m (0)	2:36.63	28.38s	29.73s
3 BLISSFULL MIND	2	1.3m	8.5m (0)	10.8m (0)	2:36.72	28.58s	29.34s
8 ANGUS INDIANA	3	2.6m	15.6m (1)	10.2m (2)	2:36.82	28.04s	29.48s
4 OUR BELLA LUCIA	4	4.5m	6.0m (1)	5.8m (1)	2:36.96	28.40s	29.94s
6 BULLETPROOF KID	5	6.4m	1.4m (1)	1.4m (1)	2:37.10	28.40s	30.40s
7 BREATHE EASY	6	9.0m	9.9m (1)	9.7m (1)	2:37.30	28.40s	30.00s
5 QUARTZITE	7	33.0m	0.0m (0)	0.0m (0)	2:39.09	28.40s	32.49s

Finish Position and metres gained from 800m







Harness Analyser

Sectional Analysis Software – Not just a formguide!

www.facebook.com/PJHarnessRacing



RISE Digital, Harness Racing Australia nor the provider accepts any responsibility for the completeness or accuracy of any of the information contained herein, and makes no representations about its suitability for any particular purpose. Users should make their own judgements about those matters and/or seek independent advice. You assume all risks associated with use of data provided on this page

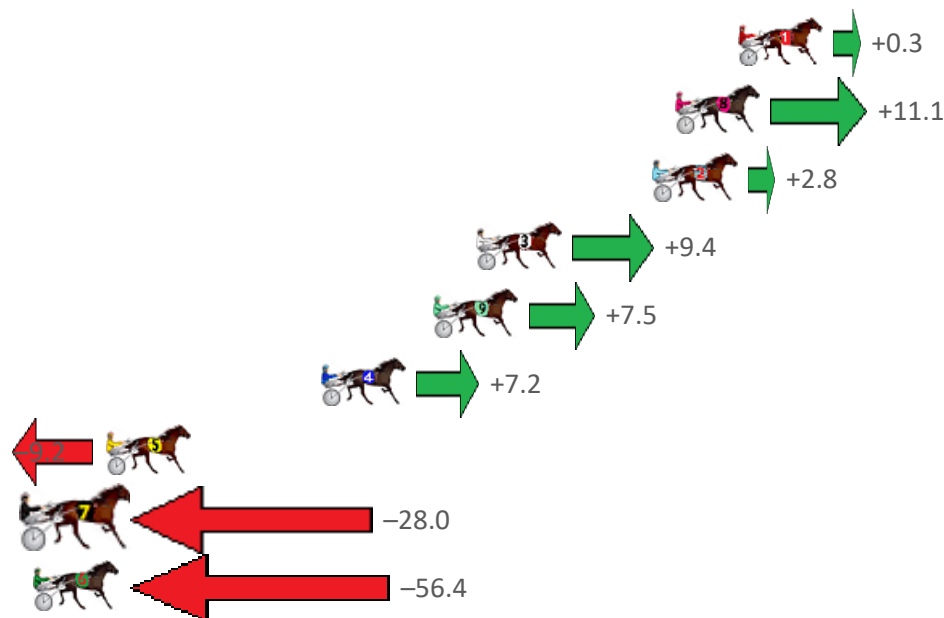
Cranbourne Race 6 Distance 1609m

Saturday, 16 December 2023

Gross Time: 1:57.20 MileRate: 1:57.20 LeadTime: 0.00s First Qtr: 27.80s Second Qtr: 31.00s Third Qtr: 28.40s Fourth Qtr: 30.10s

NoHorse	Plc	Mar	800 Posi	400 Posi	Time	3rd Qtr	4th Qtr
1 KHANS CREED	1	0.0m	0.3m (0)	0.0m (0)	1:57.20	28.38s	30.10s
8 EYE SEE AMOUR	2	2.5m	13.6m (0)	7.7m (2)	1:57.42	28.00s	29.76s
2 PERSHING	3	3.4m	6.2m (0)	4.4m (0)	1:57.49	28.28s	30.07s
3 GOOD FEELINGS	4	10.4m	19.8m (1)	11.0m (0)	1:58.01	27.80s	30.11s
9 FEEL THE BUZZ	5	12.1m	19.6m (0)	11.8m (1)	1:58.14	27.88s	30.18s
4 WATTLEBANK FLYER	6	16.6m	23.8m (1)	16.5m (0)	1:58.47	27.92s	30.17s
5 GUYS BETTOR BET	7	25.1m	15.9m (1)	16.8m (1)	1:59.10	28.50s	30.78s
7 YOURSNMINE	8	28.0m	0.0m (1)	3.3m (1)	1:59.32	28.64s	31.98s
6 TANABI FALCON	9	67.7m	11.3m (1)	16.8m (2)	2:02.28	28.82s	33.96s

Finish Position and metres gained from 800m







Harness Analyser

Sectional Analysis Software – Not just a formguide!

www.facebook.com/PJHarnessRacing



RISE Digital, Harness Racing Australia nor the provider accepts any responsibility for the completeness or accuracy of any of the information contained herein, and makes no representations about its suitability for any particular purpose. Users should make their own judgements about those matters and/or seek independent advice. You assume all risks associated with use of data provided on this page

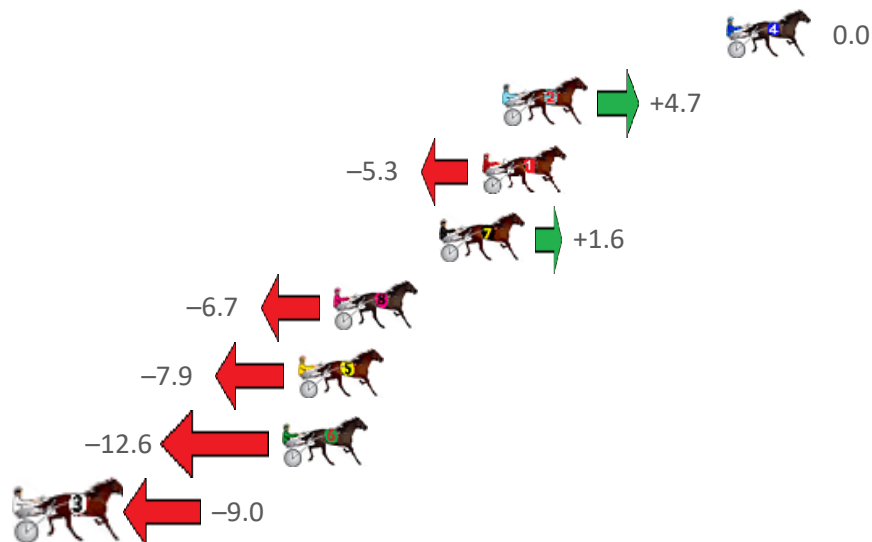
Cranbourne Race 7 Distance 1609m

Saturday, 16 December 2023

Gross Time: 1:59.50 MileRate: 1:59.50 LeadTime: 0.00s First Qtr: 27.80s Second Qtr: 33.40s Third Qtr: 29.10s Fourth Qtr: 29.20s

NoHorse	Plc	Mar	800 Posi	400 Posi	Time	3rd Qtr	4th Qtr
4 UBETTA KNOT	1	0.0m	0.0m (0)	0.0m (0)	1:59.50	29.10s	29.20s
2 LITTLE SAFARI	2	8.9m	13.6m (1)	11.6m (1)	2:00.14	28.96s	29.00s
1 DIDNT I	3	9.7m	4.4m (0)	5.0m (0)	2:00.24	29.14s	29.58s
7 STANDANDELIVER	4	11.4m	13.0m (0)	13.8m (0)	2:00.32	29.16s	29.02s
8 COVERED KYLIE	5	15.6m	8.9m (0)	8.8m (0)	2:00.63	29.10s	29.69s
5 DEFT TOUCH	6	17.0m	9.1m (1)	7.5m (1)	2:00.74	28.98s	29.90s
6 COVEFFE HUSTLER	7	17.6m	5.0m (1)	3.3m (1)	2:00.78	28.98s	30.24s
3 BOND GIRL	8	27.8m	18.8m (1)	16.3m (1)	2:01.55	28.92s	30.07s

Finish Position and metres gained from 800m



PJ Harness Analyser

Sectional Analysis Software – Not just a formguide!

www.facebook.com/PJHarnessRacing



RISE Digital, Harness Racing Australia nor the provider accepts any responsibility for the completeness or accuracy of any of the information contained herein, and makes no representations about its suitability for any particular purpose. Users should make their own judgements about those matters and/or seek independent advice. You assume all risks associated with use of data provided on this page

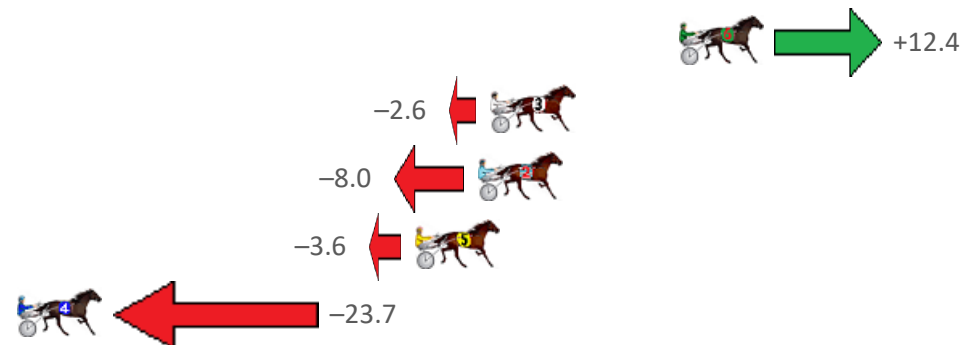
Cranbourne Race 8 Distance 1609m

Saturday, 16 December 2023

Gross Time: 1:57.20 MileRate: 1:57.20 LeadTime: 0.00s First Qtr: 29.40s Second Qtr: 31.80s Third Qtr: 27.90s Fourth Qtr: 28.20s

NoHorse	Plc	Mar	800 Posi	400 Posi	Time	3rd Qtr	4th Qtr
6 DALVEY ROBYN	1	0.0m	12.4m (1)	10.6m (2)	1:57.20	27.78s	27.46s
3 BELIEVE IN FOREVER	2	7.5m	4.9m (0)	4.9m (0)	1:57.77	27.90s	28.43s
2 MYZARMI	3	8.0m	0.0m (0)	0.0m (0)	1:57.81	27.90s	28.81s
5 SAMMYS IDEAL	4	10.5m	6.9m (1)	6.6m (2)	1:58.00	27.88s	28.54s
4 MASTER REMI	5	26.3m	2.6m (1)	2.9m (1)	1:59.18	27.92s	29.98s

Finish Position and metres gained from 800m







Harness Analyser

Sectional Analysis Software – Not just a formguide!

www.facebook.com/PJHarnessRacing



RISE Digital, Harness Racing Australia nor the provider accepts any responsibility for the completeness or accuracy of any of the information contained herein, and makes no representations about its suitability for any particular purpose. Users should make their own judgements about those matters and/or seek independent advice. You assume all risks associated with use of data provided on this page