

Cranbourne Race 1 Distance 1609m

Sunday, 14 June 2026

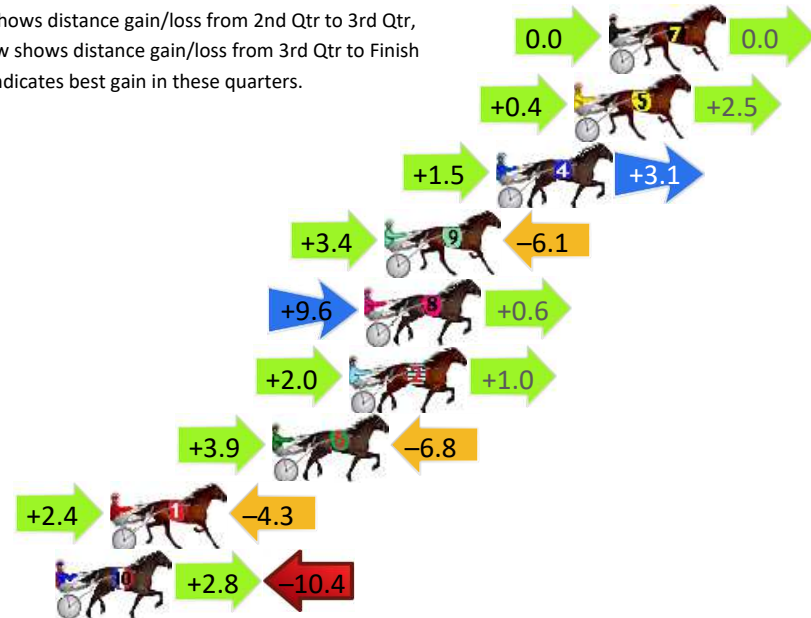
Gross Time: 1:53.90 MileRate: 1:53.90 LeadTime: 0.00s First Qtr: 26.20s Second Qtr: 31.40s Third Qtr: 28.20s Fourth Qtr: 28.20s

DATA TABLE: 800 / 400 Posi's are position from leader and (how wide the horse was at that position)

NoHorse	Plc	Mar	800 Posi	400 Posi	Time	3rd Qtr	4th Qt
7 MAAS BETTING AGAIN	1	0.0m	0.0m (0)	0.0m (0)	1:53.90	28.20s	28.20s
5 IM WESLEY	2	1.4m	4.3m (0)	3.9m (0)	1:54.00	28.17s	28.03s
4 PISTOL PEARCE	3	4.5m	9.1m (0)	7.6m (0)	1:54.23	28.09s	28.00s
9 INTERPRETATION	4	9.0m	6.3m (1)	2.9m (1)	1:54.57	27.96s	28.67s
8 MANINKY MOONSHINE	5	9.8m	20.0m (1)	10.4m (1)	1:54.63	27.53s	28.20s
2 SPORTS WRACK	6	10.4m	13.4m (0)	11.4m (0)	1:54.67	28.06s	28.17s
6 HELLO POSSUMS	7	13.5m	10.6m (1)	6.7m (1)	1:54.90	27.93s	28.73s
1 DENNY ROCKS	8	20.0m	18.1m (0)	15.7m (0)	1:55.38	28.03s	28.58s
10 WILD CARD	9	22.2m	14.6m (1)	11.8m (2)	1:55.55	28.01s	29.02s

Finish Position and metres gained

First Arrow shows distance gain/loss from 2nd Qtr to 3rd Qtr, Second Arrow shows distance gain/loss from 3rd Qtr to Finish
Blue arrow indicates best gain in these quarters.



800

Visual positions in race at 2nd Quarter



400

Visual positions in race at 3rd Quarter



Cranbourne Race 2 Distance 2080m

Sunday, 14 June 2026

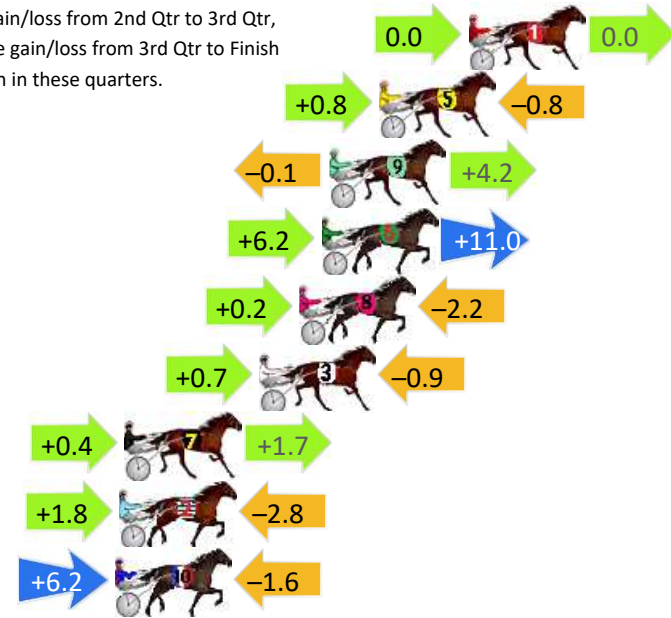
Gross Time: 2:33.90 MileRate: 1:59.10 LeadTime: 34.10s First Qtr: 31.20s Second Qtr: 31.30s Third Qtr: 27.90s Fourth Qtr: 29.40s

DATA TABLE: 800 / 400 Posi's are position from leader and (how wide the horse was at that position)

No	Horse	Plc	Mar	800 Posi	400 Posi	Time	3rd Qtr	4th Qt
1	FROSTY DROP	1	0.0m	0.0m (0)	0.0m (0)	2:33.90	27.90s	29.40s
5	MONSIEUR FLAMEL	2	3.6m	3.6m (1)	2.8m (1)	2:34.18	27.85s	29.48s
9	JILLIBY SELWOOD	3	5.6m	9.7m (0)	9.8m (0)	2:34.33	27.93s	29.13s
6	JUST PEDRO	4	5.9m	23.1m (1)	16.9m (2)	2:34.35	27.50s	28.65s
8	BLAZIN HEAVEN	5	6.8m	4.8m (0)	4.6m (0)	2:34.42	27.90s	29.59s
3	BETTORSWEETVICTORY	6	8.4m	8.2m (1)	7.5m (1)	2:34.55	27.86s	29.52s
7	HELENSHOPE	7	13.8m	15.9m (0)	15.5m (0)	2:34.96	27.90s	29.36s
2	YNOBE NOVA	8	14.0m	13.0m (1)	11.2m (1)	2:34.98	27.80s	29.68s
10	JUSTLIKEDAVE	9	14.2m	18.8m (1)	12.6m (2)	2:34.99	27.50s	29.59s

Finish Position and metres gained

First Arrow shows distance gain/loss from 2nd Qtr to 3rd Qtr, Second Arrow shows distance gain/loss from 3rd Qtr to Finish
Blue arrow indicates best gain in these quarters.



800

Visual positions in race at 2nd Quarter



400

Visual positions in race at 3rd Quarter



Cranbourne Race 3 Distance 1609m

Sunday, 14 June 2026



Gross Time: 1:56.50 MileRate: 1:56.50 LeadTime: 0.00s First Qtr: 26.70s Second Qtr: 30.40s Third Qtr: 28.30s Fourth Qtr: 31.10s

DATA TABLE: 800 / 400 Posi's are position from leader and (how wide the horse was at that position)

No	Horse	Plc	Mar	800 Posi	400 Posi	Time	3rd Qtr	4th Qt
2	FIFTY SEVEN CHEVY	1	0.0m	0.0m (0)	0.3m (0)	1:56.50	28.32s	31.08s
1	SWAYWITHSIERRA	2	0.8m	4.3m (0)	4.1m (1)	1:56.57	28.30s	30.87s
6	BUNGY	3	11.6m	6.7m (1)	0.0m (1)	1:57.44	27.83s	32.04s
4	MILLION DOLLAR MAV	4	15.4m	14.5m (0)	13.7m (0)	1:57.75	28.29s	31.34s
9	SOFT LANDING	5	18.6m	9.0m (0)	9.5m (0)	1:58.01	28.37s	31.91s
3	BEST BY A MILE	6	74.0m	16.6m (1)	15.7m (1)	2:02.52	28.29s	35.96s
8	SMOKEN HEAVEN	7	141.1m	83.9m (0)	93.9m (0)	2:07.97	29.33s	35.64s
7	CARAPAZ	8	268.8m	20.3m (0)	19.0m (2)	2:18.36	28.27s	51.56s
5	SEW HOPEFULL	9	493.8m	12.4m (1)	12.2m (2)	2:36.65	28.33s	70.35s

Finish Position and metres gained

First Arrow shows distance gain/loss from 2nd Qtr to 3rd Qtr, Second Arrow shows distance gain/loss from 3rd Qtr to Finish
Blue arrow indicates best gain in these quarters.



Cranbourne Race 4 Distance 2080m

Sunday, 14 June 2026

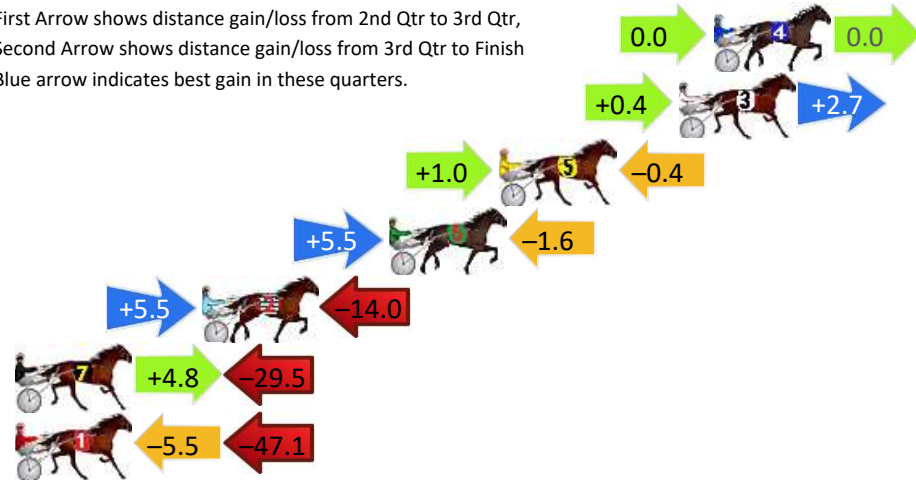
Gross Time: 2:37.70 MileRate: 2:02.00 LeadTime: 35.00s First Qtr: 30.90s Second Qtr: 33.20s Third Qtr: 29.30s Fourth Qtr: 29.30s

DATA TABLE: 800 / 400 Posi's are position from leader and (how wide the horse was at that position)

No	Horse	Plc	Mar	800 Posi	400 Posi	Time	3rd Qtr	4th Qt
4	RARITY ROCK	1	0.0m	0.0m (0)	0.0m (0)	2:37.70	29.30s	29.30s
3	PARIS KAY	2	1.4m	4.5m (0)	4.1m (0)	2:37.81	29.27s	29.11s
5	TE AMO	3	8.6m	9.2m (0)	8.2m (0)	2:38.36	29.23s	29.36s
6	SHES SKY HIGH	4	13.0m	16.9m (1)	11.4m (1)	2:38.70	28.90s	29.47s
2	KITTY CASH	5	20.5m	12.0m (1)	6.5m (2)	2:39.28	28.90s	30.41s
7	MOJITO MADNESS	6	32.3m	7.6m (1)	2.8m (1)	2:40.18	28.95s	31.58s
1	MEGHAN	7	65.9m	13.3m (0)	18.8m (0)	2:42.76	29.70s	32.99s

Finish Position and metres gained

First Arrow shows distance gain/loss from 2nd Qtr to 3rd Qtr, Second Arrow shows distance gain/loss from 3rd Qtr to Finish
Blue arrow indicates best gain in these quarters.



800

Visual positions in race at 2nd Quarter



400

Visual positions in race at 3rd Quarter

Cranbourne Race 5 Distance 2080m

Sunday, 14 June 2026


Gross Time: 2:35.60 MileRate: 2:00.40 LeadTime: 35.40s First Qtr: 31.10s Second Qtr: 30.50s Third Qtr: 29.20s Fourth Qtr: 29.40s

DATA TABLE: 800 / 400 Posi's are position from leader and (how wide the horse was at that position)

No	Horse	Plc	Mar	800 Posi	400 Posi	Time	3rd Qtr	4th Qt
8	QUICK CRUNCH	1	0.0m	4.6m (0)	4.4m (0)	2:35.60	29.19s	29.08s
7	FREAK OUT	2	4.6m	16.5m (1)	9.1m (2)	2:35.95	28.66s	29.09s
4	OUR TRUE COLOURS	3	7.0m	11.7m (1)	4.4m (2)	2:36.14	28.67s	29.62s
1	BONA KHAN	4	7.7m	0.0m (0)	0.0m (0)	2:36.19	29.20s	29.99s
2	DANCINGONSTARLIGHT	5	8.7m	9.7m (0)	8.2m (0)	2:36.27	29.10s	29.47s
6	DOT BALL	6	11.2m	14.2m (0)	12.6m (0)	2:36.46	29.09s	29.34s
3	AVEIRO	7	14.6m	6.9m (1)	6.6m (1)	2:36.73	29.18s	30.05s
5	MIKI MARK	8	22.1m	1.8m (1)	2.3m (1)	2:37.30	29.24s	30.93s

Finish Position and metres gained

First Arrow shows distance gain/loss from 2nd Qtr to 3rd Qtr,
Second Arrow shows distance gain/loss from 3rd Qtr to Finish
Blue arrow indicates best gain in these quarters.



8
0
0

Visual positions in race at 2nd Quarter



4
0
0

Visual positions in race at 3rd Quarter



Cranbourne Race 6 Distance 2080m

Sunday, 14 June 2026


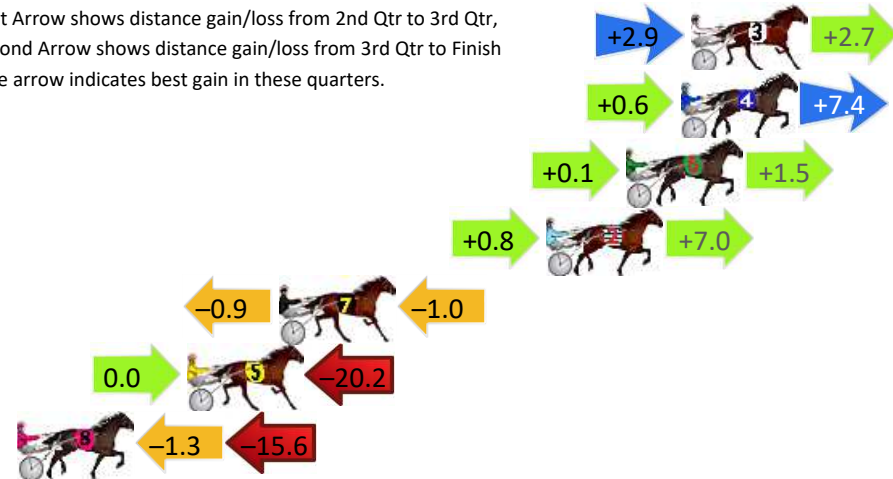
Gross Time: 2:36.30 MileRate: 2:00.90 LeadTime: 33.90s First Qtr: 31.50s Second Qtr: 31.70s Third Qtr: 28.70s Fourth Qtr: 30.50s

DATA TABLE: 800 / 400 Posi's are position from leader and (how wide the horse was at that position)


NoHorse	Plc	Mar	800 Posi	400 Posi	Time	3rd Qtr	4th Qt
3 NIVEKALON EAGLE	1	0.0m	5.6m (1)	2.7m (1)	2:36.30	28.50s	30.30s
4 CHASING THE WIND	2	0.4m	8.4m (0)	7.8m (0)	2:36.33	28.67s	29.96s
6 PICKLE IT	3	2.6m	4.2m (0)	4.1m (0)	2:36.51	28.70s	30.41s
2 BELVU BANDIT	4	5.8m	13.6m (0)	12.8m (0)	2:36.76	28.67s	30.02s
7 TOMMYS LOOKOUT	5	16.5m	14.6m (1)	15.5m (2)	2:37.62	28.80s	30.68s
5 GROOM	6	20.2m	0.0m (0)	0.0m (0)	2:37.91	28.70s	32.11s
8 JILLIBY DINGO	7	27.0m	10.1m (1)	11.4m (1)	2:38.46	28.82s	31.82s

Finish Position and metres gained

First Arrow shows distance gain/loss from 2nd Qtr to 3rd Qtr, Second Arrow shows distance gain/loss from 3rd Qtr to Finish
Blue arrow indicates best gain in these quarters.



Visual positions in race at 2nd Quarter



Visual positions in race at 3rd Quarter

Cranbourne Race 7 Distance 1609m

Sunday, 14 June 2026

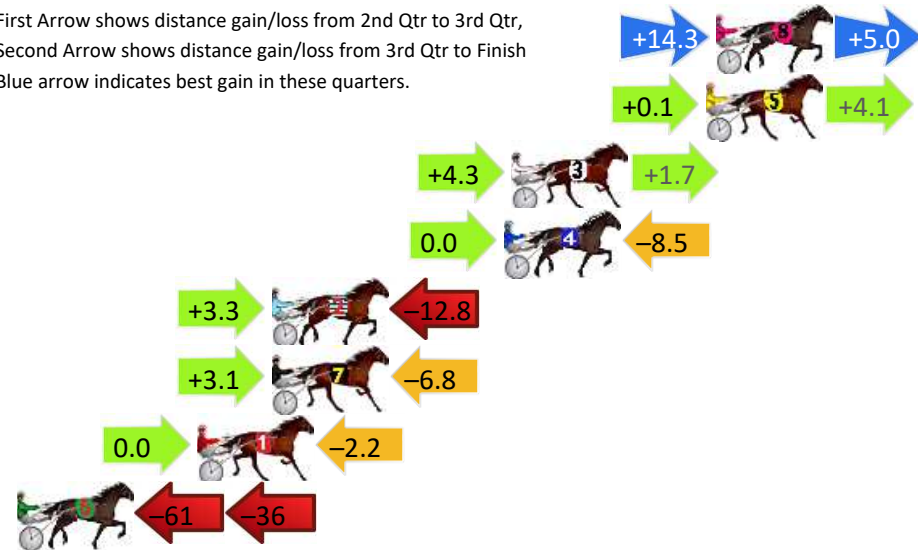
Gross Time: 2:00.30 MileRate: 2:00.30 LeadTime: 0.00s First Qtr: 28.80s Second Qtr: 32.30s Third Qtr: 29.20s Fourth Qtr: 30.00s

DATA TABLE: 800 / 400 Posi's are position from leader and (how wide the horse was at that position)

No	Horse	Plc	Mar	800 Posi	400 Posi	Time	3rd Qtr	4th Qt
8	SPIRITED LASS	1	0.0m	19.3m (1)	5.0m (2)	2:00.30	28.17s	29.63s
5	MISTA WALKER	2	0.4m	4.6m (0)	4.5m (0)	2:00.33	29.20s	29.70s
3	SHAQ THE ANVIL	3	8.2m	14.2m (1)	9.9m (1)	2:00.94	28.90s	29.91s
4	LAIN	4	8.5m	0.0m (0)	0.0m (0)	2:00.97	29.20s	30.67s
2	AT THE DISTANCE	5	17.8m	8.3m (1)	5.0m (1)	2:01.70	28.97s	31.03s
7	AGAINST THE BRIDLE	6	17.8m	14.1m (0)	11.0m (0)	2:01.70	28.99s	30.59s
1	SABIHALIL	7	20.8m	18.6m (0)	18.6m (0)	2:01.93	29.22s	30.26s
6	ZIPPING VOLSTEAD	8	104.8m	8.7m (0)	69.3m (0)	2:08.54	33.67s	33.14s

Finish Position and metres gained

First Arrow shows distance gain/loss from 2nd Qtr to 3rd Qtr, Second Arrow shows distance gain/loss from 3rd Qtr to Finish
Blue arrow indicates best gain in these quarters.



8
0
0

Visual positions in race at 2nd Quarter



4
0
0

Visual positions in race at 3rd Quarter



Cranbourne Race 8 Distance 1609m

Sunday, 14 June 2026

Gross Time: 2:02.40 MileRate: 2:02.40 LeadTime: 0.00s First Qtr: 29.50s Second Qtr: 33.20s Third Qtr: 29.50s Fourth Qtr: 30.20s

DATA TABLE: 800 / 400 Posi's are position from leader and (how wide the horse was at that position)

No	Horse	Plc	Mar	800 Posi	400 Posi	Time	3rd Qtr	4th Qt
2	LARAS DREAM	1	0.0m	4.5m (0)	4.5m (0)	2:02.40	29.50s	29.87s
1	GYM QUEEN	2	6.3m	0.0m (0)	0.0m (0)	2:02.90	29.50s	30.70s
5	MI BOW	3	7.7m	5.5m (1)	5.0m (1)	2:03.01	29.47s	30.44s
4	SOLO SAPPHIRE	4	8.7m	9.6m (0)	9.4m (0)	2:03.09	29.50s	30.19s
8	HEAVENLY GLOW	5	12.0m	16.8m (1)	18.5m (0)	2:03.35	29.64s	29.78s
7	HES RUNAWAY BAY	6	12.0m	23.5m (1)	19.8m (1)	2:03.35	29.25s	29.68s
6	VOUCHER QUEEN	7	13.2m	10.5m (1)	10.5m (1)	2:03.44	29.51s	30.46s
3	HURRICANE HARPER	8	137.6m	85.9m (0)	91.6m (0)	2:13.28	30.00s	34.28s

Finish Position and metres gained

