

Cranbourne Race 1 Distance 2080m

Sunday, 11 August 2024

Gross Time: 2:34.40

MileRate: 1:59.50

LeadTime: 34.00s

First Qtr: 31.80s

Second Qtr: 32.30s

Third Qtr: 28.30s

Fourth Qtr: 28.00s

DATA TABLE: 800 / 400 Posi's are position from leader and (how wide the horse was at that position)

NoHorse	Plc	Mar	800 Posi	400 Posi	Time	3rd Qtr	4th Qt
6 SPICEY MAJOR	1	0.0m	0.0m (0)	0.0m (0)	2:34.40	28.30s	28.00s
1 ILLAWONG DANNY	2	12.9m	4.2m (0)	5.4m (0)	2:35.35	28.39s	28.52s
8 MACHANE SAID	3	13.8m	8.2m (0)	9.8m (0)	2:35.42	28.41s	28.28s
11 MISTIE REIGN	4	16.1m	16.2m (0)	18.2m (0)	2:35.59	28.44s	27.85s
10 JUMPINGJOY	5	16.7m	4.2m (1)	3.0m (1)	2:35.63	28.22s	28.95s
3 EYECON	6	16.9m	17.0m (1)	20.4m (1)	2:35.64	28.54s	27.76s
2 PARK LANE	7	17.0m	12.2m (0)	13.8m (0)	2:35.65	28.41s	28.22s
7 SOMEJOYFUL	8	22.3m	20.0m (0)	22.6m (0)	2:36.04	28.48s	27.98s
9 MORVAH	9	22.9m	12.0m (1)	13.8m (1)	2:36.09	28.43s	28.63s
5 POPCORNFRIDAY	10	23.2m	8.0m (1)	8.8m (1)	2:36.11	28.36s	29.00s
4 PARADIGM	11	27.0m	21.2m (1)	25.0m (1)	2:36.39	28.57s	28.14s

Finish Position and metres gained

First Arrow shows distance gain/loss from 2nd Qtr to 3rd Qtr,
Second Arrow shows distance gain/loss from 3rd Qtr to Finish
Blue arrow indicates best gain in these quarters.



800

Visual positions in race at 2nd Quarter



400

Visual positions in race at 3rd Quarter



Powered by



Harness Analyser

Sectional Analysis Software

Not just form | Free Trial

www.facebook.com/PJHarnessRacing



RISE Digital, Harness Racing Australia nor the provider accepts any responsibility for the completeness or accuracy of any of the information contained herein, and makes no representations about its suitability for any particular purpose. Users should make their own judgements about those matters and/or seek independent advice. You assume all risks associated with use of data provided on this page

Cranbourne Race 2 Distance 1609m

Sunday, 11 August 2024


Gross Time: 1:55.50 MileRate: 1:55.50 LeadTime: 0.00s First Qtr: 27.50s Second Qtr: 29.50s Third Qtr: 28.90s Fourth Qtr: 29.60s

DATA TABLE: 800 / 400 Posi's are position from leader and (how wide the horse was at that position)

NoHorse	Plc	Mar	800 Posi	400 Posi	Time	3rd Qtr	4th Qt
9 CAPTAIN MAASTRICHT	1	0.0m	0.0m (0)	0.0m (0)	1:55.50	28.90s	29.60s
4 RUBY WINGATE	2	2.7m	8.2m (0)	8.0m (0)	1:55.71	28.89s	29.21s
6 CALEDONIAN RANGER	3	4.4m	4.2m (0)	4.0m (0)	1:55.84	28.89s	29.63s
5 HAVEYOU METTED	4	5.9m	9.4m (1)	1.0m (1)	1:55.96	28.28s	29.96s
8 READY TO ROCK	5	6.7m	17.8m (1)	8.6m (2)	1:56.02	28.23s	29.46s
10 CALLING BUDDY	6	7.8m	22.2m (1)	9.8m (1)	1:56.11	28.00s	29.45s
11 UBETTA KNOT	7	8.5m	13.6m (1)	4.4m (2)	1:56.16	28.23s	29.90s
1 LOTAKEVI	8	10.9m	12.2m (0)	13.0m (0)	1:56.35	28.96s	29.45s
2 KARDESLER	9	18.7m	16.4m (0)	15.4m (1)	1:56.95	28.82s	29.84s

Finish Position and metres gained

First Arrow shows distance gain/loss from 2nd Qtr to 3rd Qtr,
Second Arrow shows distance gain/loss from 3rd Qtr to Finish
Blue arrow indicates best gain in these quarters.



800

Visual positions in race at 2nd Quarter



400

Visual positions in race at 3rd Quarter



Powered by



Harness Analyser

Sectional Analysis Software

Not just form | Free Trial

www.facebook.com/PJHarnessRacing



RISE Digital, Harness Racing Australia nor the provider accepts any responsibility for the completeness or accuracy of any of the information contained herein, and makes no representations about its suitability for any particular purpose. Users should make their own judgements about those matters and/or seek independent advice. You assume all risks associated with use of data provided on this page

Cranbourne Race 3 Distance 1609m

Sunday, 11 August 2024


Gross Time: 1:58.20 MileRate: 1:58.20 LeadTime: 0.00s First Qtr: 27.90s Second Qtr: 30.80s Third Qtr: 28.80s Fourth Qtr: 30.80s

DATA TABLE: 800 / 400 Posi's are position from leader and (how wide the horse was at that position)

No	Horse	Plc	Mar	800 Posi	400 Posi	Time	3rd Qtr	4th Qt
5	LAVADA GOLD	1	0.0m	8.4m (0)	9.2m (0)	1:58.20	28.88s	30.10s
8	JUDES DUDE	2	2.5m	6.6m (1)	7.4m (1)	1:58.40	28.87s	30.42s
10	BONA KHAN	3	3.5m	11.0m (1)	10.4m (3)	1:58.48	28.77s	30.27s
7	FIRECRACKER NOLA	4	10.5m	12.8m (0)	13.8m (0)	1:59.05	28.88s	30.55s
6	CALEDONIAN TERRA	5	12.8m	17.2m (0)	11.4m (1)	1:59.23	28.37s	30.91s
11	FRANCESCO	6	15.0m	16.0m (1)	14.0m (2)	1:59.41	28.65s	30.88s
4	ILLAWONG PHOENIX	7	15.2m	2.6m (1)	3.2m (1)	1:59.42	28.81s	31.72s
3	GROOM	8	16.1m	0.0m (0)	0.0m (0)	1:59.50	28.76s	32.03s
2	PICKLE IT	9	17.3m	4.2m (0)	5.0m (0)	1:59.59	28.83s	31.74s
9	ITTAKESLUV	10	20.0m	6.8m (2)	6.8m (2)	1:59.81	28.77s	31.81s

Finish Position and metres gained

First Arrow shows distance gain/loss from 2nd Qtr to 3rd Qtr,
Second Arrow shows distance gain/loss from 3rd Qtr to Finish
Blue arrow indicates best gain in these quarters.



800

Visual positions in race at 2nd Quarter



400

Visual positions in race at 3rd Quarter



Powered by



Harness Analyser

Sectional Analysis Software

Not just form | Free Trial

www.facebook.com/PJHarnessRacing



RISE Digital, Harness Racing Australia nor the provider accepts any responsibility for the completeness or accuracy of any of the information contained herein, and makes no representations about its suitability for any particular purpose. Users should make their own judgements about those matters and/or seek independent advice. You assume all risks associated with use of data provided on this page

Cranbourne Race 4 Distance 2080m

Sunday, 11 August 2024

Gross Time: 2:32.80

MileRate: 1:58.20

LeadTime: 32.40s

First Qtr: 31.10s

Second Qtr: 31.90s

Third Qtr: 28.10s


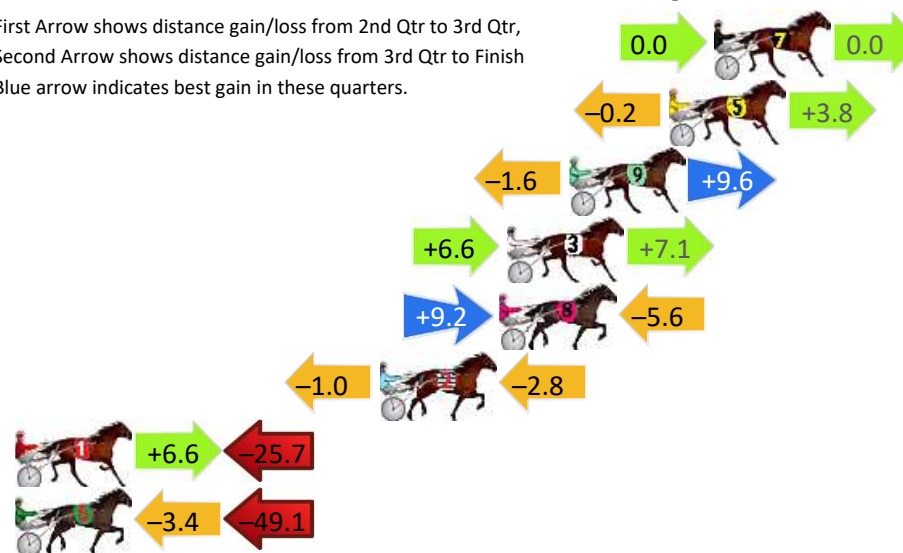
Fourth Qtr: 29.30s

DATA TABLE: 800 / 400 Posi's are position from leader and (how wide the horse was at that position)

NoHorse	Plc	Mar	800 Posi	400 Posi	Time	3rd Qtr	4th Qt
7 ALL BLAZING GUNS	1	0.0m	0.0m (0)	0.0m (0)	2:32.80	28.10s	29.30s
5 ROCKIN BULL	2	1.8m	5.4m (0)	5.6m (0)	2:32.94	28.12s	29.02s
9 HAY MIKI	3	5.8m	13.8m (0)	15.4m (0)	2:33.25	28.23s	28.60s
3 MISS ARI	4	8.3m	22.0m (0)	15.4m (2)	2:33.44	27.64s	28.78s
8 MY WAY	5	8.6m	12.2m (1)	3.0m (1)	2:33.46	27.44s	29.71s
2 THINKFAST RUNFAST	6	13.4m	9.6m (0)	10.6m (0)	2:33.83	28.17s	29.50s
1 SPEEDY HEALEY	7	37.1m	18.0m (1)	11.4m (1)	2:35.65	27.59s	31.17s
6 WRITTENINTHESKY	8	75.1m	22.6m (2)	26.0m (2)	2:38.57	28.27s	32.88s

Finish Position and metres gained

First Arrow shows distance gain/loss from 2nd Qtr to 3rd Qtr,
Second Arrow shows distance gain/loss from 3rd Qtr to Finish
Blue arrow indicates best gain in these quarters.



800

Visual positions in race at 2nd Quarter



400

Visual positions in race at 3rd Quarter



Powered by



Harness Analyser

Sectional Analysis Software

Not just form | Free Trial

www.facebook.com/PJHarnessRacing



RISE Digital, Harness Racing Australia nor the provider accepts any responsibility for the completeness or accuracy of any of the information contained herein, and makes no representations about its suitability for any particular purpose. Users should make their own judgements about those matters and/or seek independent advice. You assume all risks associated with use of data provided on this page

Cranbourne Race 5 Distance 2080m

Sunday, 11 August 2024

Gross Time: 2:36.90

MileRate: 2:01.40

LeadTime: 34.90s

First Qtr: 30.90s

Second Qtr: 31.60s

Third Qtr: 28.90s


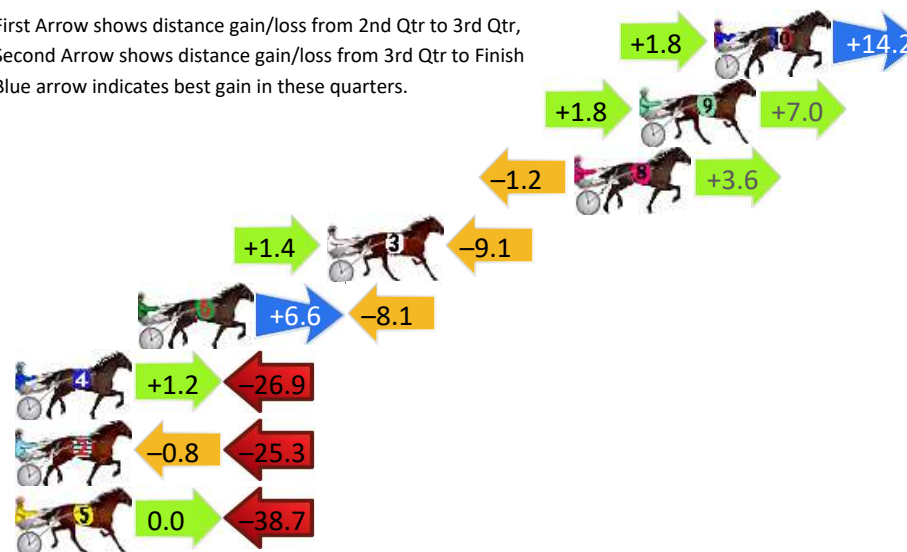
Fourth Qtr: 30.60s

DATA TABLE: 800 / 400 Posi's are position from leader and (how wide the horse was at that position)

NoHorse	Plc	Mar	800 Posi	400 Posi	Time	3rd Qtr	4th Qt
10 NIVEKALON EAGLE	1	0.0m	16.0m (1)	14.2m (2)	2:36.90	28.80s	29.52s
9 THE ROAN RANGER	2	3.0m	11.8m (1)	10.0m (2)	2:37.14	28.78s	30.07s
8 WATTLEBANK FLYER	3	5.6m	8.0m (0)	9.2m (0)	2:37.35	29.00s	30.33s
3 GOZO MAJOR	4	15.5m	7.8m (1)	6.4m (1)	2:38.14	28.78s	31.29s
6 BETTOR THAN MOST	5	23.1m	21.6m (1)	15.0m (0)	2:38.75	28.39s	31.22s
4 JACKIERABBIT	6	29.3m	3.6m (1)	2.4m (1)	2:39.25	28.75s	32.65s
2 SWEETSAZZYMYLAZZY	7	30.1m	4.0m (0)	4.8m (0)	2:39.31	28.91s	32.52s
5 BLISSFULL LILLY	8	38.7m	0.0m (0)	0.0m (0)	2:40.00	28.82s	33.54s

Finish Position and metres gained

First Arrow shows distance gain/loss from 2nd Qtr to 3rd Qtr,
Second Arrow shows distance gain/loss from 3rd Qtr to Finish
Blue arrow indicates best gain in these quarters.



800

Visual positions in race at 2nd Quarter



400

Visual positions in race at 3rd Quarter



Powered by



Harness Analyser

Sectional Analysis Software

Not just form | Free Trial

www.facebook.com/PJHarnessRacing



RISE Digital, Harness Racing Australia nor the provider accepts any responsibility for the completeness or accuracy of any of the information contained herein, and makes no representations about its suitability for any particular purpose. Users should make their own judgements about those matters and/or seek independent advice. You assume all risks associated with use of data provided on this page

Cranbourne Race 6 Distance 1609m

Sunday, 11 August 2024

Gross Time: 2:00.50

MileRate: 2:00.50

LeadTime: 0.00s

First Qtr: 29.60s

Second Qtr: 31.20s

Third Qtr: 28.90s

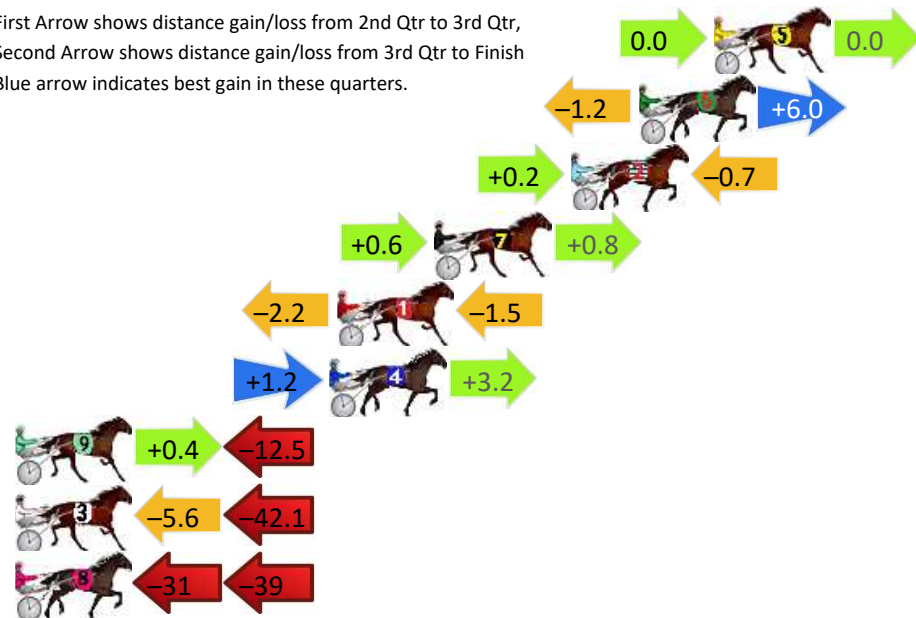
Fourth Qtr: 30.90s

DATA TABLE: 800 / 400 Posi's are position from leader and (how wide the horse was at that position)

NoHorse	Plc	Mar	800 Posi	400 Posi	Time	3rd Qtr	4th Qt
5 ATEGO DAWN	1	0.0m	0.0m (0)	0.0m (0)	2:00.50	28.90s	30.90s
6 ASTRO	2	3.0m	7.8m (1)	9.0m (0)	2:00.74	29.00s	30.44s
2 TETRA	3	5.7m	5.2m (0)	5.0m (0)	2:00.96	28.88s	30.95s
7 KAOTIC FLAIR	4	11.2m	12.6m (1)	12.0m (2)	2:01.41	28.86s	30.84s
1 LUNA	5	15.1m	11.4m (0)	13.6m (0)	2:01.72	29.06s	31.02s
4 BLANCO CANYON	6	15.4m	19.8m (0)	18.6m (0)	2:01.74	28.82s	30.65s
9 MACHO MAORI	7	31.1m	19.0m (1)	18.6m (1)	2:03.01	28.84s	31.86s
3 LAVENGERS BOY	8	53.1m	5.4m (2)	11.0m (1)	2:04.79	29.21s	34.13s
8 SPIRITED LASS	9	82.1m	13.8m (3)	44.0m (0)	2:07.14	31.05s	33.83s

Finish Position and metres gained

First Arrow shows distance gain/loss from 2nd Qtr to 3rd Qtr,
Second Arrow shows distance gain/loss from 3rd Qtr to Finish
Blue arrow indicates best gain in these quarters.



Visual positions in race at 2nd Quarter



Visual positions in race at 3rd Quarter



Powered by
PJ

Harness Analyser

Sectional Analysis Software
Not just form | Free Trial

www.facebook.com/PJHarnessRacing



RISE Digital, Harness Racing Australia nor the provider accepts any responsibility for the completeness or accuracy of any of the information contained herein, and makes no representations about its suitability for any particular purpose. Users should make their own judgements about those matters and/or seek independent advice. You assume all risks associated with use of data provided on this page

Cranbourne Race 7 Distance 2080m

Sunday, 11 August 2024

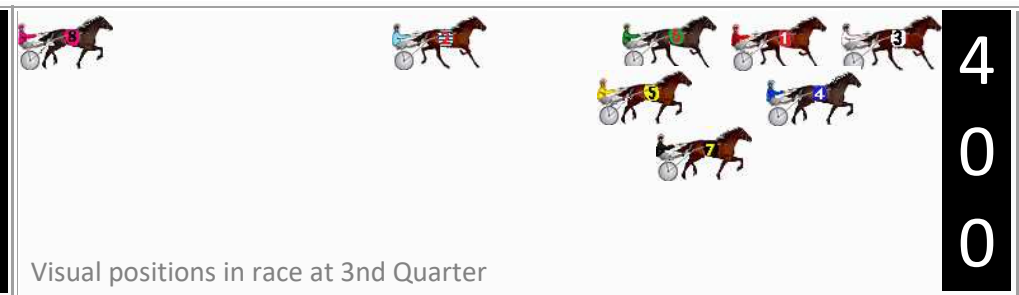

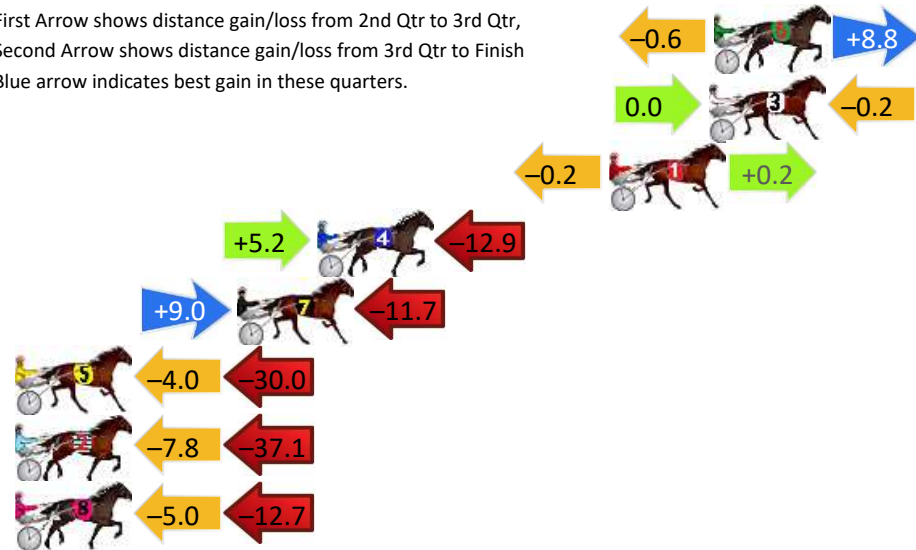
Gross Time: 2:37.60 MileRate: 2:01.90 LeadTime: 33.60s First Qtr: 29.30s Second Qtr: 32.90s Third Qtr: 30.20s Fourth Qtr: 31.60s

DATA TABLE: 800 / 400 Posi's are position from leader and (how wide the horse was at that position)

NoHorse	Plc	Mar	800 Posi	400 Posi	Time	3rd Qtr	4th Qt
6 OUR SAFARI SUN	1	0.0m	8.2m (0)	8.8m (0)	2:37.60	30.26s	30.91s
3 SILENT REVERIE	2	0.2m	0.0m (0)	0.0m (0)	2:37.62	30.20s	31.62s
1 SUNDAYS SHADOW	3	4.2m	4.2m (0)	4.4m (0)	2:37.95	30.22s	31.58s
4 EWING	4	15.9m	8.2m (2)	3.0m (1)	2:38.91	29.78s	32.61s
7 LINK IN BIO	5	19.1m	16.4m (1)	7.4m (2)	2:39.18	29.49s	32.52s
5 CROOKWELL EYES	6	39.8m	5.8m (1)	9.8m (1)	2:40.89	30.46s	33.96s
2 FLING IT RAINBOW	7	55.1m	10.2m (1)	18.0m (0)	2:42.15	30.73s	34.51s
8 KYVALLEY PICASSO	8	57.7m	40.0m (0)	45.0m (0)	2:42.36	30.56s	32.60s

Finish Position and metres gained

First Arrow shows distance gain/loss from 2nd Qtr to 3rd Qtr, Second Arrow shows distance gain/loss from 3rd Qtr to Finish Blue arrow indicates best gain in these quarters.



Powered by



Harness Analyser

Sectional Analysis Software

Not just form | Free Trial

www.facebook.com/PJHarnessRacing



RISE Digital, Harness Racing Australia nor the provider accepts any responsibility for the completeness or accuracy of any of the information contained herein, and makes no representations about its suitability for any particular purpose. Users should make their own judgements about those matters and/or seek independent advice. You assume all risks associated with use of data provided on this page

Cranbourne Race 8 Distance 2080m

Sunday, 11 August 2024

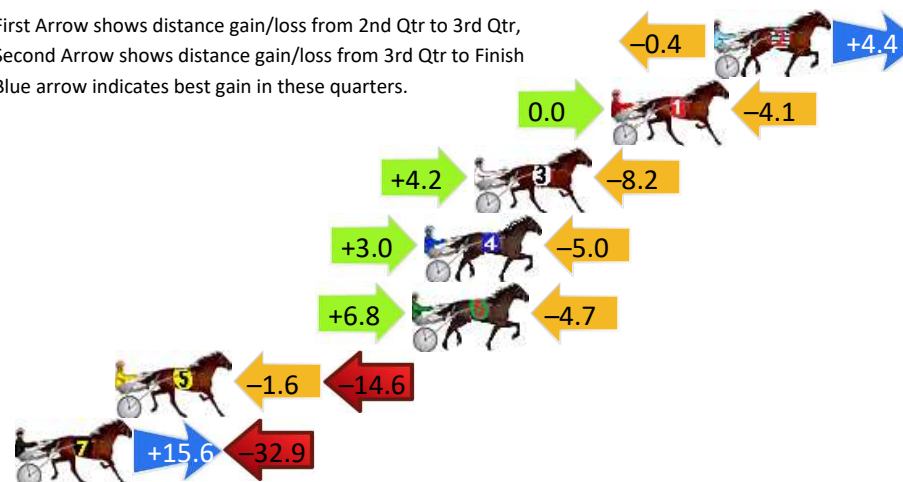
Gross Time: 2:42.50 MileRate: 2:05.80 LeadTime: 36.50s First Qtr: 33.20s Second Qtr: 34.30s Third Qtr: 30.00s Fourth Qtr: 28.50s

DATA TABLE: 800 / 400 Posi's are position from leader and (how wide the horse was at that position)

NoHorse	Plc	Mar	800 Posi	400 Posi	Time	3rd Qtr	4th Qt
2 YANKEE MOJOH	1	0.0m	4.0m (0)	4.4m (0)	2:42.50	30.02s	28.19s
1 BALTIC HALO	2	4.1m	0.0m (0)	0.0m (0)	2:42.81	30.01s	28.79s
3 MIKIS JOE	3	9.6m	5.6m (1)	1.4m (1)	2:43.22	29.71s	29.08s
4 TRIROCKIN	4	11.6m	9.6m (1)	6.6m (1)	2:43.37	29.79s	28.85s
6 LADY BLOOMFIELD	5	12.1m	14.2m (1)	7.4m (2)	2:43.41	29.51s	28.83s
5 WORTH THE MONEY	6	24.0m	7.8m (0)	9.4m (0)	2:44.30	30.14s	29.53s
7 KYVALLEY ALLEYCAT	7	35.9m	18.6m (1)	3.0m (2)	2:45.19	28.93s	30.83s

Finish Position and metres gained

First Arrow shows distance gain/loss from 2nd Qtr to 3rd Qtr,
Second Arrow shows distance gain/loss from 3rd Qtr to Finish
Blue arrow indicates best gain in these quarters.



800

Visual positions in race at 2nd Quarter



400

Visual positions in race at 3rd Quarter



Powered by



Harness Analyser

Sectional Analysis Software

Not just form | Free Trial

www.facebook.com/PJHarnessRacing



RISE Digital, Harness Racing Australia nor the provider accepts any responsibility for the completeness or accuracy of any of the information contained herein, and makes no representations about its suitability for any particular purpose. Users should make their own judgements about those matters and/or seek independent advice. You assume all risks associated with use of data provided on this page

Cranbourne Race 9 Distance 2080m

Sunday, 11 August 2024

Gross Time: 2:40.00

MileRate: 2:03.80

LeadTime: 34.60s

First Qtr: 32.50s

Second Qtr: 32.50s

Third Qtr: 30.10s

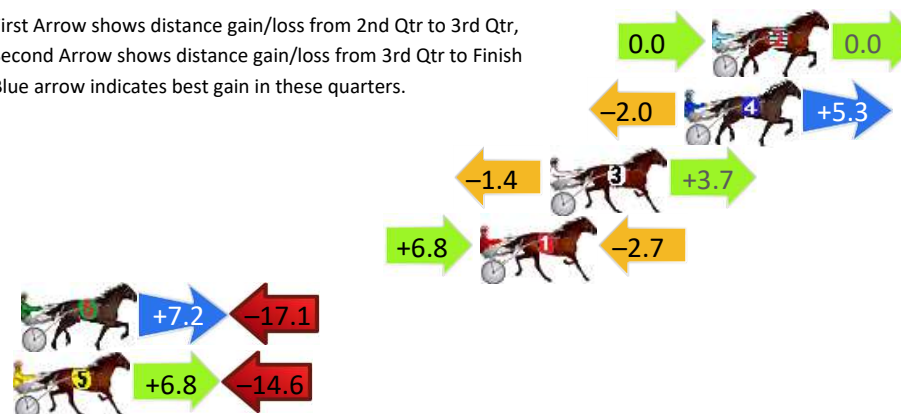
Fourth Qtr: 30.30s

DATA TABLE: 800 / 400 Posi's are position from leader and (how wide the horse was at that position)

NoHorse	Plc	Mar	800 Posi	400 Posi	Time	3rd Qtr	4th Qt
2 PREFERRED LOVE	1	0.0m	0.0m (0)	0.0m (0)	2:40.00	30.10s	30.30s
4 PROHIBITED BID	2	1.1m	4.4m (0)	6.4m (0)	2:40.09	30.25s	29.90s
3 IN REDWHITEANDBLUE	3	6.5m	8.8m (0)	10.2m (0)	2:40.52	30.21s	30.02s
1 TUNBRIDGE	4	9.3m	13.4m (0)	6.6m (1)	2:40.74	29.59s	30.50s
6 MISTA WALKER	5	27.7m	17.8m (0)	10.6m (1)	2:42.20	29.56s	31.59s
5 ADJURE	6	30.6m	22.8m (1)	16.0m (1)	2:42.43	29.59s	31.40s

Finish Position and metres gained

First Arrow shows distance gain/loss from 2nd Qtr to 3rd Qtr,
Second Arrow shows distance gain/loss from 3rd Qtr to Finish
Blue arrow indicates best gain in these quarters.



800

Visual positions in race at 2nd Quarter



400

Visual positions in race at 3rd Quarter



Powered by



Harness Analyser

Sectional Analysis Software

Not just form | Free Trial

www.facebook.com/PJHarnessRacing



RISE Digital, Harness Racing Australia nor the provider accepts any responsibility for the completeness or accuracy of any of the information contained herein, and makes no representations about its suitability for any particular purpose. Users should make their own judgements about those matters and/or seek independent advice. You assume all risks associated with use of data provided on this page