

Cranbourne Race 1 Distance 2080m

Sunday, 6 October 2024

Gross Time: 2:39.50

MileRate: 2:03.40

LeadTime: 35.40s

First Qtr: 32.90s

Second Qtr: 31.70s

Third Qtr: 30.00s

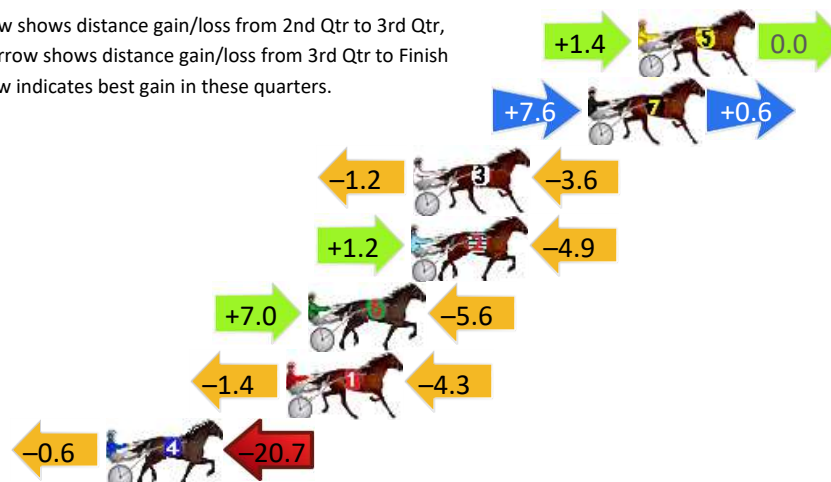
Fourth Qtr: 29.50s

DATA TABLE: 800 / 400 Posi's are position from leader and (how wide the horse was at that position)

NoHorse	Plc	Mar	800 Posi	400 Posi	Time	3rd Qtr	4th Qt
5 AVANT GUARD	1	0.0m	1.4m (1)	0.0m (1)	2:39.50	29.90s	29.50s
7 STRZELECKI SUN	2	2.0m	10.2m (1)	2.6m (2)	2:39.65	29.44s	29.46s
3 MOJITO MADNESS	3	9.0m	4.2m (0)	5.4m (0)	2:40.20	30.09s	29.76s
2 AT THE DISTANCE	4	9.1m	5.4m (1)	4.2m (1)	2:40.20	29.91s	29.86s
6 INMYDREAMS	5	13.2m	14.6m (1)	7.6m (2)	2:40.52	29.49s	29.91s
1 BLANCO CANYON	6	14.1m	8.4m (0)	9.8m (0)	2:40.59	30.11s	29.82s
4 WHIZZBANG DAN	7	21.3m	0.0m (0)	0.6m (0)	2:41.15	30.06s	31.02s

Finish Position and metres gained

First Arrow shows distance gain/loss from 2nd Qtr to 3rd Qtr,
Second Arrow shows distance gain/loss from 3rd Qtr to Finish
Blue arrow indicates best gain in these quarters.



800

Visual positions in race at 2nd Quarter



400

Visual positions in race at 3rd Quarter



Powered by



Harness Analyser

Sectional Analysis Software

Not just form | Free Trial

www.facebook.com/PJHarnessRacing



RISE Digital, Harness Racing Australia nor the provider accepts any responsibility for the completeness or accuracy of any of the information contained herein, and makes no representations about its suitability for any particular purpose. Users should make their own judgements about those matters and/or seek independent advice. You assume all risks associated with use of data provided on this page

Cranbourne Race 2 Distance 1609m

Sunday, 6 October 2024

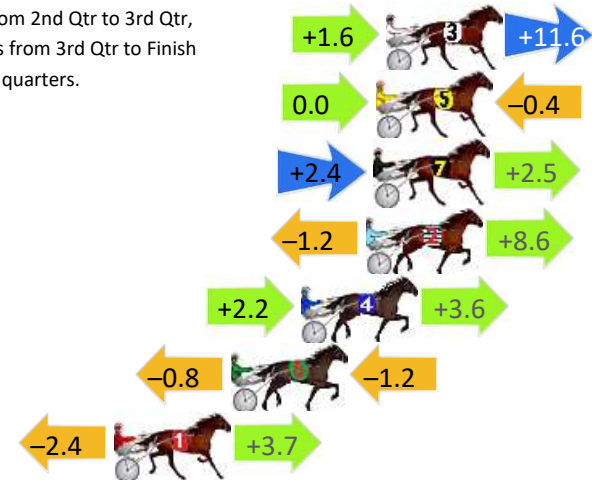
Gross Time: 1:59.00 MileRate: 1:59.00 LeadTime: 0.00s First Qtr: 27.70s Second Qtr: 31.90s Third Qtr: 29.50s Fourth Qtr: 29.90s

DATA TABLE: 800 / 400 Posi's are position from leader and (how wide the horse was at that position)

NoHorse	Plc	Mar	800 Posi	400 Posi	Time	3rd Qtr	4th Qt
3 ROCKAWAY BEACH	1	0.0m	13.2m (1)	11.6m (1)	1:59.00	29.39s	29.04s
5 ANOTHER NIEN	2	0.4m	0.0m (0)	0.0m (0)	1:59.03	29.50s	29.93s
7 MASTER REMI	3	0.5m	5.4m (1)	3.0m (1)	1:59.04	29.32s	29.71s
2 UBETTA KNOT	4	0.8m	8.2m (0)	9.4m (0)	1:59.06	29.59s	29.26s
4 OUR FIRE AND DELIGHT	5	3.4m	9.2m (1)	7.0m (1)	1:59.27	29.34s	29.63s
6 EL BOSTON	6	6.2m	4.2m (0)	5.0m (0)	1:59.49	29.56s	29.99s
1 SWEET REVENGE	7	10.9m	12.2m (0)	14.6m (0)	1:59.85	29.68s	29.62s

Finish Position and metres gained

First Arrow shows distance gain/loss from 2nd Qtr to 3rd Qtr,
Second Arrow shows distance gain/loss from 3rd Qtr to Finish
Blue arrow indicates best gain in these quarters.



800

Visual positions in race at 2nd Quarter



400

Visual positions in race at 3rd Quarter



Powered by



Harness Analyser

Sectional Analysis Software

Not just form | Free Trial

www.facebook.com/PJHarnessRacing



RISE Digital, Harness Racing Australia nor the provider accepts any responsibility for the completeness or accuracy of any of the information contained herein, and makes no representations about its suitability for any particular purpose. Users should make their own judgements about those matters and/or seek independent advice. You assume all risks associated with use of data provided on this page

Cranbourne Race 3 Distance 2080m

Sunday, 6 October 2024


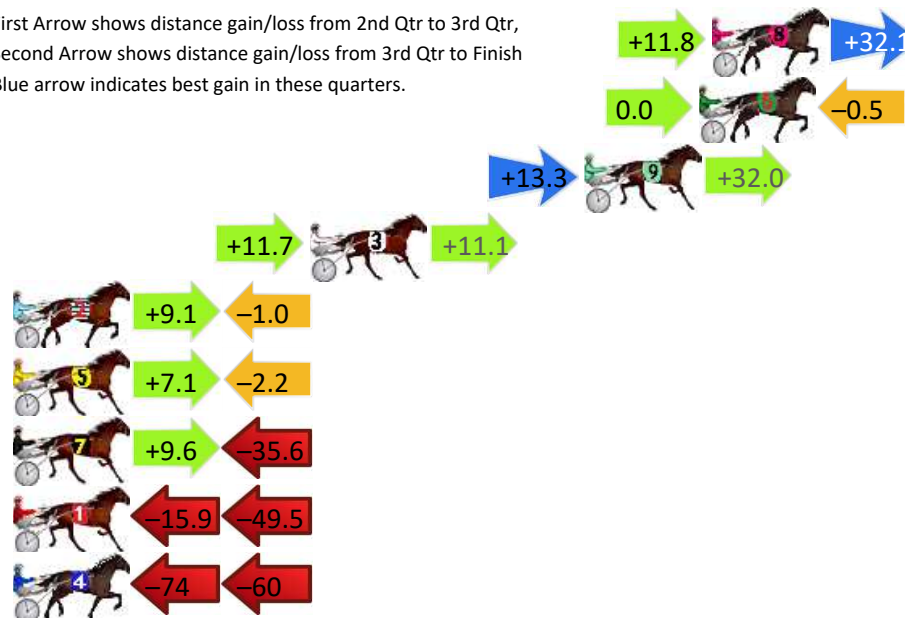
Gross Time: 2:43.00 MileRate: 2:06.10 LeadTime: 35.20s First Qtr: 31.50s Second Qtr: 31.20s Third Qtr: 30.80s Fourth Qtr: 34.30s

DATA TABLE: 800 / 400 Posi's are position from leader and (how wide the horse was at that position)

No	Horse	Plc	Mar	800 Posi	400 Posi	Time	3rd Qtr	4th Qt
8	ONETWOSKIPPERFE W	1	0.0m	43.9m (0)	32.1m (1)	2:43.00	30.04s	31.70s
6	BRIGITTE ROYALE	2	0.5m	0.0m (0)	0.0m (0)	2:43.04	30.80s	34.34s
9	OPRAH DOUBLE YOU	3	5.1m	50.4m (1)	37.1m (2)	2:43.46	29.94s	31.76s
3	BLITZER I HOPE	4	16.1m	38.9m (0)	27.2m (2)	2:44.44	30.02s	33.54s
2	PETITE FOUR	5	28.2m	36.3m (1)	27.2m (1)	2:45.52	30.22s	34.62s
5	BALLIANGUS	6	29.6m	34.5m (0)	27.4m (0)	2:45.64	30.38s	34.72s
7	COLUMBIAS GONZALES	7	72.2m	46.2m (1)	36.6m (1)	2:49.45	30.22s	37.79s
1	PRETTY PENNY MAORI	8	147.4m	82.0m (0)	97.9m (0)	2:56.16	32.44s	39.54s
4	VELVETNLACE	9	174.3m	41.5m (1)	115.2m (1)	2:58.56	36.94s	40.54s

Finish Position and metres gained

First Arrow shows distance gain/loss from 2nd Qtr to 3rd Qtr, Second Arrow shows distance gain/loss from 3rd Qtr to Finish
Blue arrow indicates best gain in these quarters.



Cranbourne Race 4 Distance 2080m

Sunday, 6 October 2024

Gross Time: 2:33.70

MileRate: 1:58.90

LeadTime: 33.40s

First Qtr: 30.70s

Second Qtr: 30.30s

Third Qtr: 28.80s



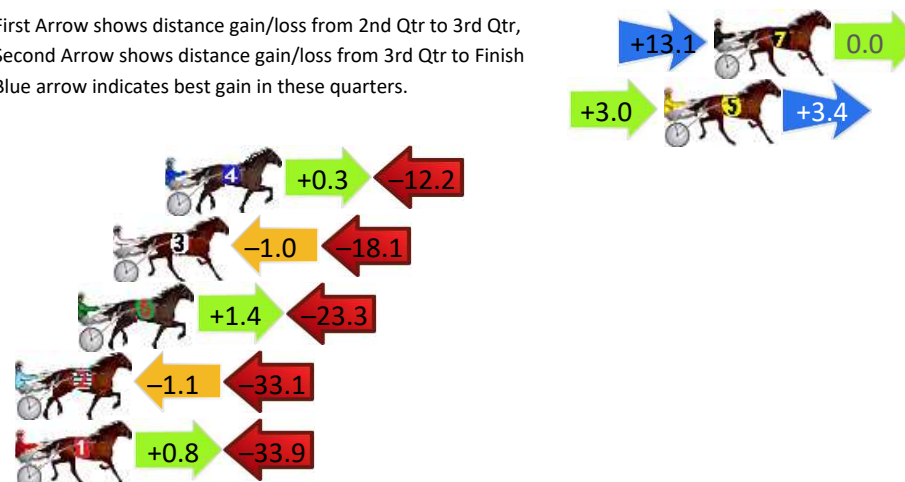
Fourth Qtr: 30.50s

DATA TABLE: 800 / 400 Posi's are position from leader and (how wide the horse was at that position)

NoHorse	Plc	Mar	800 Posi	400 Posi	Time	3rd Qtr	4th Qt
7 WOTDIDUSAAAY	1	0.0m	13.1m (1)	0.0m (2)	2:33.70	27.86s	30.50s
5 BART BENTLEY	2	2.0m	8.4m (1)	5.4m (2)	2:33.86	28.60s	30.26s
4 MORVAH	3	22.0m	10.1m (0)	9.8m (1)	2:35.46	28.80s	31.54s
3 HARRYS A ROCKSTAR	4	24.1m	5.0m (0)	6.0m (0)	2:35.62	28.88s	31.98s
6 TRIPLE VINNIES	5	25.5m	3.6m (1)	2.2m (1)	2:35.74	28.70s	32.38s
2 ROYLANCE	6	34.2m	0.0m (0)	1.1m (0)	2:36.43	28.88s	33.15s
1 MACHANE SAID	7	78.4m	45.3m (0)	44.5m (0)	2:39.96	28.84s	33.48s

Finish Position and metres gained

First Arrow shows distance gain/loss from 2nd Qtr to 3rd Qtr,
Second Arrow shows distance gain/loss from 3rd Qtr to Finish
Blue arrow indicates best gain in these quarters.



Powered by



Harness Analyser

Sectional Analysis Software

Not just form | Free Trial

www.facebook.com/PJHarnessRacing



RISE Digital, Harness Racing Australia nor the provider accepts any responsibility for the completeness or accuracy of any of the information contained herein, and makes no representations about its suitability for any particular purpose. Users should make their own judgements about those matters and/or seek independent advice. You assume all risks associated with use of data provided on this page

Cranbourne Race 5 Distance 1609m

Sunday, 6 October 2024

Gross Time: 1:57.70

MileRate: 1:57.70

LeadTime: 0.00s

First Qtr: 28.50s

Second Qtr: 31.30s

Third Qtr: 28.70s



Fourth Qtr: 29.30s

DATA TABLE: 800 / 400 Posi's are position from leader and (how wide the horse was at that position)

NoHorse	Plc	Mar	800 Posi	400 Posi	Time	3rd Qtr	4th Qt
6 JUDES DUDE	1	0.0m	1.1m (1)	0.3m (1)	1:57.70	28.64s	29.28s
1 PARK LANE	2	2.5m	0.0m (0)	0.0m (0)	1:57.89	28.70s	29.49s
5 IM A DENNY TOO	3	5.8m	9.8m (0)	9.4m (0)	1:58.15	28.68s	29.07s
8 POPCORNFRIDAY	4	9.0m	3.9m (0)	3.9m (0)	1:58.39	28.70s	29.71s
7 SPORTS WRACK	5	9.2m	14.0m (1)	13.9m (1)	1:58.41	28.70s	29.01s
4 BENBULLAN	6	11.2m	9.5m (1)	8.3m (2)	1:58.56	28.62s	29.56s
2 AUCKLAND RED	7	20.7m	5.1m (1)	3.9m (2)	1:59.29	28.62s	30.61s
3 MAYWYNS JEWEL	8	93.7m	56.6m (0)	61.9m (0)	2:04.90	29.12s	32.04s

Finish Position and metres gained

First Arrow shows distance gain/loss from 2nd Qtr to 3rd Qtr,
Second Arrow shows distance gain/loss from 3rd Qtr to Finish
Blue arrow indicates best gain in these quarters.



Cranbourne Race 6 Distance 2080m

Sunday, 6 October 2024

Gross Time: 2:38.70

MileRate: 2:02.80

LeadTime: 35.70s

First Qtr: 31.50s

Second Qtr: 31.40s

Third Qtr: 28.90s


Fourth Qtr: 31.20s

DATA TABLE: 800 / 400 Posi's are position from leader and (how wide the horse was at that position)

NoHorse	Plc	Mar	800 Posi	400 Posi	Time	3rd Qtr	4th Qt
10 OUR CHRISTIANO	1	0.0m	18.1m (1)	8.0m (2)	2:38.70	28.20s	30.60s
7 TOPHUT JOHNY	2	3.2m	9.8m (1)	10.2m (1)	2:38.96	28.96s	30.70s
4 ALPHA CRUCIS	3	6.4m	4.5m (0)	4.3m (0)	2:39.22	28.90s	31.40s
5 GROOM	4	7.3m	0.0m (0)	0.0m (0)	2:39.30	28.90s	31.80s
8 DEFT TOUCH	5	12.8m	14.5m (0)	16.9m (0)	2:39.74	29.12s	30.98s
6 SIR FLOYD	6	18.6m	4.7m (1)	5.9m (1)	2:40.22	29.00s	32.28s
1 ADMIRALOFTHEFLEET	7	22.4m	10.0m (0)	12.3m (0)	2:40.53	29.10s	32.11s
2 KITCH MACRAY	8	34.7m	18.9m (0)	19.8m (1)	2:41.53	29.02s	32.55s
9 SAVERIO	9	35.4m	13.7m (1)	14.2m (2)	2:41.59	28.98s	33.03s

Finish Position and metres gained

First Arrow shows distance gain/loss from 2nd Qtr to 3rd Qtr,
Second Arrow shows distance gain/loss from 3rd Qtr to Finish
Blue arrow indicates best gain in these quarters.



Visual positions in race at 2nd Quarter



Visual positions in race at 3rd Quarter



Powered by



Harness Analyser

Sectional Analysis Software

Not just form | Free Trial

www.facebook.com/PJHarnessRacing



RISE Digital, Harness Racing Australia nor the provider accepts any responsibility for the completeness or accuracy of any of the information contained herein, and makes no representations about its suitability for any particular purpose. Users should make their own judgements about those matters and/or seek independent advice. You assume all risks associated with use of data provided on this page

Cranbourne Race 7 Distance 2080m

Sunday, 6 October 2024

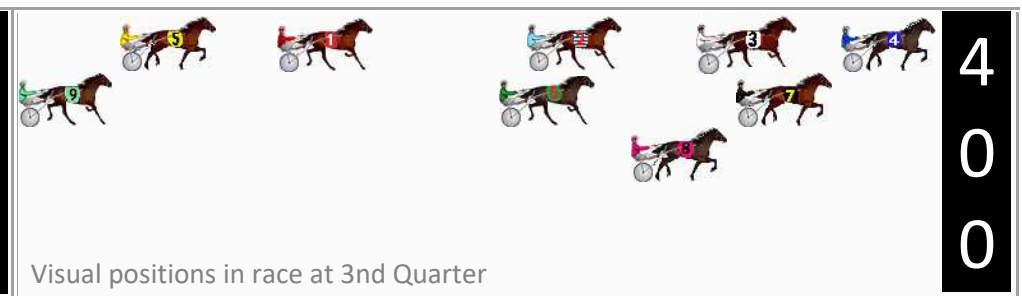


Gross Time: 2:41.50 MileRate: 2:05.00 LeadTime: 35.30s First Qtr: 31.90s Second Qtr: 33.00s Third Qtr: 29.80s Fourth Qtr: 31.50s

DATA TABLE: 800 / 400 Posi's are position from leader and (how wide the horse was at that position)

No	Horse	Plc	Mar	800 Posi	400 Posi	Time	3rd Qtr	4th Qt
8	MONT SALLY	1	0.0m	11.9m (1)	8.4m (2)	2:41.50	29.56s	30.86s
3	FLOATING MOUNTAIN	2	0.4m	5.1m (0)	5.8m (0)	2:41.53	29.86s	31.09s
4	NORTHOLT	3	0.4m	0.0m (0)	0.0m (0)	2:41.53	29.80s	31.53s
5	SPIRITED LASS	4	3.4m	27.8m (0)	28.9m (0)	2:41.78	29.94s	29.58s
6	MAUDARCHY	5	14.2m	15.4m (0)	13.7m (1)	2:42.67	29.70s	31.63s
1	RIGHT OF REPLY	6	27.6m	21.1m (0)	22.6m (0)	2:43.77	29.96s	32.05s
7	ESS KAY HOLLYWOOD	7	36.5m	6.8m (1)	4.2m (1)	2:44.50	29.62s	34.18s
2	MIDNIGHT AVENGER	8	45.8m	10.3m (0)	12.6m (0)	2:45.27	30.00s	34.31s
9	WHATS THE TEA	9	48.6m	22.4m (1)	34.1m (1)	2:45.50	30.74s	32.90s

Finish Position and metres gained

First Arrow shows distance gain/loss from 2nd Qtr to 3rd Qtr, Second Arrow shows distance gain/loss from 3rd Qtr to Finish
Blue arrow indicates best gain in these quarters.



Powered by



Harness Analyser

Sectional Analysis Software

Not just form | Free Trial

www.facebook.com/PJHarnessRacing



RISE Digital, Harness Racing Australia nor the provider accepts any responsibility for the completeness or accuracy of any of the information contained herein, and makes no representations about its suitability for any particular purpose. Users should make their own judgements about those matters and/or seek independent advice. You assume all risks associated with use of data provided on this page

Cranbourne Race 8 Distance 1609m

Sunday, 6 October 2024


Gross Time: 1:59.60 MileRate: 1:59.60 LeadTime: 0.00s First Qtr: 28.60s Second Qtr: 32.70s Third Qtr: 29.30s Fourth Qtr: 29.00s

DATA TABLE: 800 / 400 Posi's are position from leader and (how wide the horse was at that position)

No	Horse	Plc	Mar	800 Posi	400 Posi	Time	3rd Qtr	4th Qt
7	ALIZA HILL	1	0.0m	0.0m (0)	0.0m (0)	1:59.60	29.30s	29.00s
6	SPUN SILVER	2	0.4m	4.1m (0)	5.5m (0)	1:59.63	29.40s	28.63s
2	OCEANIQUE	3	12.0m	8.5m (0)	9.9m (0)	2:00.51	29.40s	29.19s
4	BETTORSWEETVICTORY	4	12.4m	9.1m (1)	8.8m (1)	2:00.54	29.28s	29.30s
9	BLACK TUXEDO	5	14.3m	13.5m (1)	12.4m (2)	2:00.69	29.22s	29.19s
5	DANCINGONSTARLIGHT	6	18.6m	13.2m (0)	14.1m (0)	2:01.02	29.36s	29.40s
10	SASSCILIAN	7	18.9m	19.2m (1)	17.1m (1)	2:01.04	29.14s	29.20s
8	BLAZIN HEAVEN	8	19.3m	4.1m (1)	4.4m (1)	2:01.07	29.32s	30.15s
11	CHANSU	9	27.5m	23.9m (1)	18.2m (0)	2:01.69	28.88s	29.77s
3	OLIVIA ROSE	10	47.1m	19.5m (0)	13.3m (1)	2:03.18	28.84s	31.62s

Finish Position and metres gained

First Arrow shows distance gain/loss from 2nd Qtr to 3rd Qtr,
Second Arrow shows distance gain/loss from 3rd Qtr to Finish
Blue arrow indicates best gain in these quarters.



800

Visual positions in race at 2nd Quarter



400

Visual positions in race at 3rd Quarter



Powered by



Harness Analyser

Sectional Analysis Software

Not just form | Free Trial

www.facebook.com/PJHarnessRacing



RISE Digital, Harness Racing Australia nor the provider accepts any responsibility for the completeness or accuracy of any of the information contained herein, and makes no representations about its suitability for any particular purpose. Users should make their own judgements about those matters and/or seek independent advice. You assume all risks associated with use of data provided on this page