

Cranbourne Race 1 Distance 2080m

Sunday, 1 September 2024


Gross Time: 2:39.60 MileRate: 2:03.50 LeadTime: 34.70s First Qtr: 33.50s Second Qtr: 30.90s Third Qtr: 30.70s Fourth Qtr: 29.80s

DATA TABLE: 800 / 400 Posi's are position from leader and (how wide the horse was at that position)

NoHorse	Plc	Mar	800 Posi	400 Posi	Time	3rd Qtr	4th Qt
1 NOTHING SWEETER	1	0.0m	4.0m (0)	4.0m (0)	2:39.60	30.70s	29.50s
2 ISLAND CAESAR	2	0.4m	0.0m (0)	0.0m (0)	2:39.63	30.70s	29.83s
8 DEFT TOUCH	3	4.3m	7.8m (0)	8.0m (0)	2:39.94	30.71s	29.53s
5 ICANMOTOR	4	5.3m	11.4m (1)	4.4m (2)	2:40.01	30.17s	29.87s
7 OLLY ODD POTTS	5	5.4m	19.6m (1)	13.6m (2)	2:40.02	30.24s	29.19s
10 TERROROAN	6	7.9m	15.6m (1)	9.0m (2)	2:40.22	30.20s	29.72s
3 BLISSFULL LILLY	7	8.6m	11.6m (0)	11.6m (1)	2:40.27	30.70s	29.58s
6 PICKLE IT	8	10.4m	7.4m (1)	5.6m (1)	2:40.41	30.57s	30.16s
9 FREMONT STREET	9	11.7m	3.2m (1)	1.4m (1)	2:40.51	30.58s	30.56s
4 JEDI MIND	10	19.6m	15.8m (0)	16.0m (1)	2:41.13	30.72s	30.07s

Finish Position and metres gained

First Arrow shows distance gain/loss from 2nd Qtr to 3rd Qtr,
Second Arrow shows distance gain/loss from 3rd Qtr to Finish
Blue arrow indicates best gain in these quarters.



800

Visual positions in race at 2nd Quarter



400

Visual positions in race at 3rd Quarter



Powered by



Harness Analyser

Sectional Analysis Software

Not just form | Free Trial

www.facebook.com/PJHarnessRacing



RISE Digital, Harness Racing Australia nor the provider accepts any responsibility for the completeness or accuracy of any of the information contained herein, and makes no representations about its suitability for any particular purpose. Users should make their own judgements about those matters and/or seek independent advice. You assume all risks associated with use of data provided on this page

Cranbourne Race 2 Distance 1609m

Sunday, 1 September 2024

Gross Time: 2:00.60

MileRate: 2:00.60

LeadTime: 0.00s

First Qtr: 30.10s

Second Qtr: 31.50s

Third Qtr: 30.70s

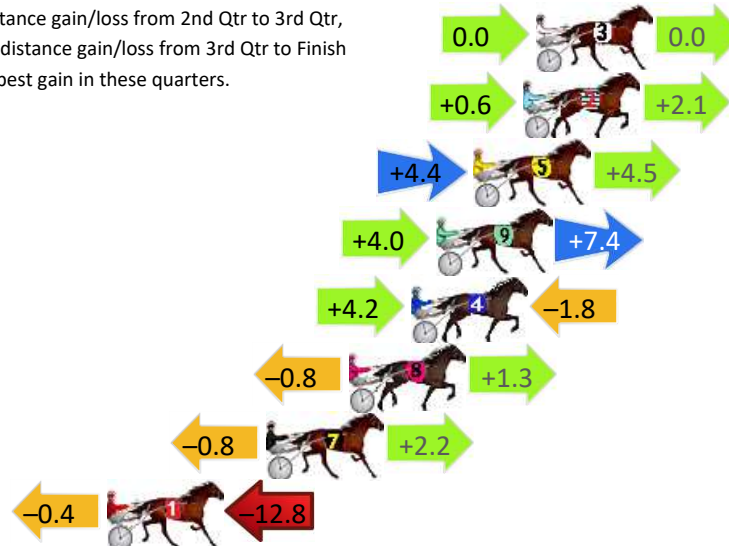
Fourth Qtr: 28.30s

DATA TABLE: 800 / 400 Posi's are position from leader and (how wide the horse was at that position)

NoHorse	Plc	Mar	800 Posi	400 Posi	Time	3rd Qtr	4th Qt
3 CITY ROCKSTAR	1	0.0m	0.0m (0)	0.0m (0)	2:00.60	30.70s	28.30s
2 PLAINS IN HEAVEN	2	0.5m	3.2m (1)	2.6m (1)	2:00.64	30.65s	28.15s
5 MORVAH	3	2.5m	11.4m (1)	7.0m (1)	2:00.79	30.36s	27.98s
9 MACHANE SAID	4	4.0m	15.4m (1)	11.4m (1)	2:00.90	30.38s	27.78s
4 KATHYS FREE	5	5.0m	7.4m (1)	3.2m (2)	2:00.97	30.40s	28.43s
8 TARA VICTORY	6	7.5m	8.0m (0)	8.8m (0)	2:01.16	30.75s	28.21s
7 CHOGLI	7	10.8m	12.2m (0)	13.0m (0)	2:01.40	30.75s	28.15s
1 THE JET PLAYER	8	17.2m	4.0m (0)	4.4m (0)	2:01.88	30.77s	29.20s

Finish Position and metres gained

First Arrow shows distance gain/loss from 2nd Qtr to 3rd Qtr,
Second Arrow shows distance gain/loss from 3rd Qtr to Finish
Blue arrow indicates best gain in these quarters.



800

Visual positions in race at 2nd Quarter



400

Visual positions in race at 3rd Quarter



Powered by



Harness Analyser

Sectional Analysis Software

Not just form | Free Trial

www.facebook.com/PJHarnessRacing



RISE Digital, Harness Racing Australia nor the provider accepts any responsibility for the completeness or accuracy of any of the information contained herein, and makes no representations about its suitability for any particular purpose. Users should make their own judgements about those matters and/or seek independent advice. You assume all risks associated with use of data provided on this page

Cranbourne Race 3 Distance 2080m

Sunday, 1 September 2024

Gross Time: 2:35.70

MileRate: 2:00.50

LeadTime: 33.90s

First Qtr: 31.70s

Second Qtr: 31.90s

Third Qtr: 30.20s


Fourth Qtr: 28.00s

DATA TABLE: 800 / 400 Posi's are position from leader and (how wide the horse was at that position)

NoHorse	Plc	Mar	800 Posi	400 Posi	Time	3rd Qtr	4th Qt
1 GOOD DAY	1	0.0m	0.0m (0)	0.0m (0)	2:35.70	30.20s	28.00s
8 VINCE LOMBARDI	2	2.8m	4.0m (0)	4.4m (0)	2:35.91	30.22s	27.89s
5 RIMU VALLEY	3	6.2m	5.4m (1)	5.2m (1)	2:36.16	30.19s	28.07s
3 MY WAY	4	6.9m	13.4m (1)	12.2m (2)	2:36.21	30.10s	27.63s
2 SOMEJOYFUL	5	7.4m	9.2m (1)	7.2m (2)	2:36.24	30.06s	28.01s
9 BENBULLAN	6	10.4m	8.2m (0)	8.4m (0)	2:36.47	30.22s	28.14s
4 IM A DENNY TOO	7	14.2m	12.2m (0)	10.6m (1)	2:36.75	30.09s	28.25s
7 BONA KHAN	8	23.1m	17.6m (1)	16.6m (1)	2:37.40	30.15s	28.45s
6 BEST BACK BRUCE	9	37.5m	1.2m (1)	1.0m (1)	2:38.46	30.29s	30.54s

Finish Position and metres gained

First Arrow shows distance gain/loss from 2nd Qtr to 3rd Qtr,
Second Arrow shows distance gain/loss from 3rd Qtr to Finish
Blue arrow indicates best gain in these quarters.



800

Visual positions in race at 2nd Quarter



400

Visual positions in race at 3rd Quarter



Powered by



Harness Analyser

Sectional Analysis Software

Not just form | Free Trial

www.facebook.com/PJHarnessRacing



RISE Digital, Harness Racing Australia nor the provider accepts any responsibility for the completeness or accuracy of any of the information contained herein, and makes no representations about its suitability for any particular purpose. Users should make their own judgements about those matters and/or seek independent advice. You assume all risks associated with use of data provided on this page

Cranbourne Race 4 Distance 1609m

Sunday, 1 September 2024

Gross Time: 2:03.00

MileRate: 2:03.00

LeadTime: 0.00s

First Qtr: 30.70s

Second Qtr: 31.80s

Third Qtr: 30.50s

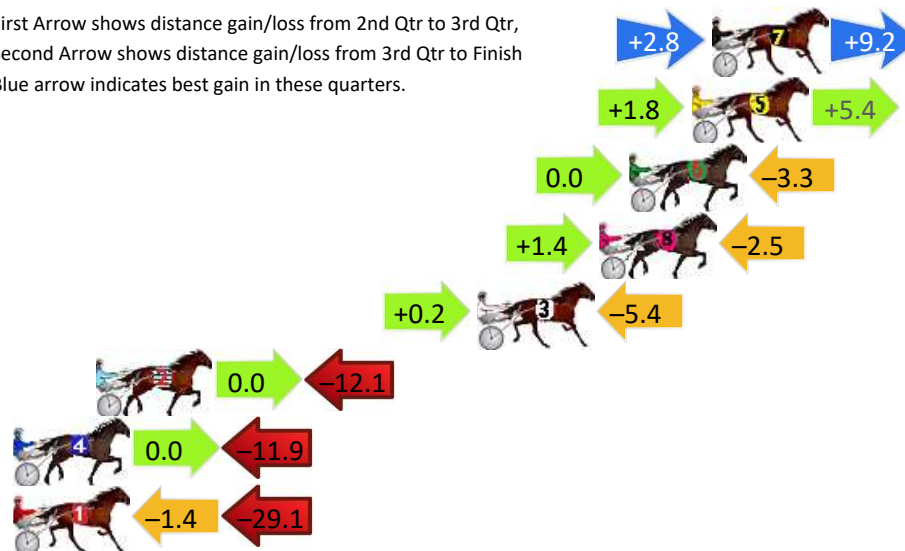
Fourth Qtr: 30.00s

DATA TABLE: 800 / 400 Posi's are position from leader and (how wide the horse was at that position)

NoHorse	Plc	Mar	800 Posi	400 Posi	Time	3rd Qtr	4th Qt
7 HES THEMIGHTYSPIN	1	0.0m	12.0m (1)	9.2m (2)	2:03.00	30.28s	29.31s
5 SUNDAYS SHADOW	2	0.8m	8.0m (1)	6.2m (1)	2:03.06	30.36s	29.60s
6 SILENT REVERIE	3	3.3m	0.0m (0)	0.0m (0)	2:03.26	30.50s	30.25s
8 OUR SAFARI SUN	4	4.5m	3.4m (1)	2.0m (1)	2:03.35	30.40s	30.19s
3 BALTIC SPIRIT	5	9.4m	4.2m (0)	4.0m (0)	2:03.74	30.49s	30.40s
2 MASSIF CENTRAL	6	24.7m	12.6m (0)	12.6m (1)	2:04.94	30.51s	30.90s
4 NELLIE JOY	7	32.1m	20.2m (0)	20.2m (0)	2:05.52	30.51s	30.89s
1 MAUDARCHY	8	38.7m	8.2m (0)	9.6m (0)	2:06.04	30.62s	32.17s

Finish Position and metres gained

First Arrow shows distance gain/loss from 2nd Qtr to 3rd Qtr,
Second Arrow shows distance gain/loss from 3rd Qtr to Finish
Blue arrow indicates best gain in these quarters.



800

Visual positions in race at 2nd Quarter



400

Visual positions in race at 3rd Quarter



Powered by



Harness Analyser

Sectional Analysis Software

Not just form | Free Trial

www.facebook.com/PJHarnessRacing



RISE Digital, Harness Racing Australia nor the provider accepts any responsibility for the completeness or accuracy of any of the information contained herein, and makes no representations about its suitability for any particular purpose. Users should make their own judgements about those matters and/or seek independent advice. You assume all risks associated with use of data provided on this page

Cranbourne Race 5 Distance 2080m

Sunday, 1 September 2024

Gross Time: 2:36.00

MileRate: 2:00.70

LeadTime: 33.70s

First Qtr: 31.60s

Second Qtr: 31.20s

Third Qtr: 29.90s


Fourth Qtr: 29.60s

DATA TABLE: 800 / 400 Posi's are position from leader and (how wide the horse was at that position)

No	Horse	Plc	Mar	800 Posi	400 Posi	Time	3rd Qtr	4th Qt
4	LUVERBOY	1	0.0m	0.0m (0)	0.0m (0)	2:36.00	29.90s	29.60s
1	LOTAKEVI	2	5.1m	8.6m (0)	8.8m (0)	2:36.40	29.91s	29.33s
2	SPUN SILVER	3	8.0m	4.4m (0)	4.6m (0)	2:36.62	29.92s	29.85s
3	CALEDONIAN TERRA	4	17.1m	10.8m (1)	12.4m (1)	2:37.33	30.02s	29.95s
8	WINGATE GUY	5	19.1m	15.2m (1)	8.8m (3)	2:37.48	29.43s	30.36s
5	SHALLOW BEACH	6	19.9m	6.4m (1)	7.8m (2)	2:37.54	30.01s	30.49s
7	LUNA DREAM	7	20.0m	19.2m (1)	13.0m (2)	2:37.55	29.44s	30.12s
6	WHY NOT DREAM	8	56.6m	2.4m (1)	4.6m (1)	2:40.39	30.08s	33.43s

Finish Position and metres gained

First Arrow shows distance gain/loss from 2nd Qtr to 3rd Qtr,
Second Arrow shows distance gain/loss from 3rd Qtr to Finish
Blue arrow indicates best gain in these quarters.



800

Visual positions in race at 2nd Quarter



400

Visual positions in race at 3rd Quarter



Powered by



Harness Analyser

Sectional Analysis Software

Not just form | Free Trial

www.facebook.com/PJHarnessRacing



RISE Digital, Harness Racing Australia nor the provider accepts any responsibility for the completeness or accuracy of any of the information contained herein, and makes no representations about its suitability for any particular purpose. Users should make their own judgements about those matters and/or seek independent advice. You assume all risks associated with use of data provided on this page

Cranbourne Race 6 Distance 2080m

Sunday, 1 September 2024

Gross Time: 2:36.10

MileRate: 2:00.80

LeadTime: 32.30s

First Qtr: 31.90s

Second Qtr: 30.70s

Third Qtr: 30.50s


Fourth Qtr: 30.70s

DATA TABLE: 800 / 400 Posi's are position from leader and (how wide the horse was at that position)

NoHorse	Plc	Mar	800 Posi	400 Posi	Time	3rd Qtr	4th Qt
7 PRECIOUS BELLE	1	0.0m	16.8m (1)	14.0m (2)	2:36.10	30.29s	29.63s
5 FREAK OUT	2	1.9m	12.6m (1)	9.8m (2)	2:36.25	30.29s	30.10s
4 BLACK TUXEDO	3	2.3m	3.6m (1)	0.8m (1)	2:36.28	30.29s	30.81s
3 OCEANIQUE	4	12.1m	8.6m (1)	7.2m (1)	2:37.07	30.39s	31.07s
1 WATTLEBANK FLYER	5	13.9m	8.0m (0)	8.0m (0)	2:37.22	30.50s	31.15s
2 SHADY DANCER	6	15.8m	4.0m (0)	4.0m (0)	2:37.37	30.50s	31.60s
6 YERING SOHO	7	20.7m	0.0m (0)	0.0m (0)	2:37.76	30.49s	32.28s
8 KARDESLER	8	33.1m	12.4m (0)	13.2m (0)	2:38.76	30.56s	32.22s

Finish Position and metres gained

First Arrow shows distance gain/loss from 2nd Qtr to 3rd Qtr,
Second Arrow shows distance gain/loss from 3rd Qtr to Finish
Blue arrow indicates best gain in these quarters.



800

Visual positions in race at 2nd Quarter



400

Visual positions in race at 3rd Quarter



Powered by



Harness Analyser

Sectional Analysis Software

Not just form | Free Trial

www.facebook.com/PJHarnessRacing



RISE Digital, Harness Racing Australia nor the provider accepts any responsibility for the completeness or accuracy of any of the information contained herein, and makes no representations about its suitability for any particular purpose. Users should make their own judgements about those matters and/or seek independent advice. You assume all risks associated with use of data provided on this page

Cranbourne Race 7 Distance 1609m

Sunday, 1 September 2024

Gross Time: 2:00.00

MileRate: 2:00.00

LeadTime: 0.00s

First Qtr: 29.90s

Second Qtr: 31.40s

Third Qtr: 30.30s

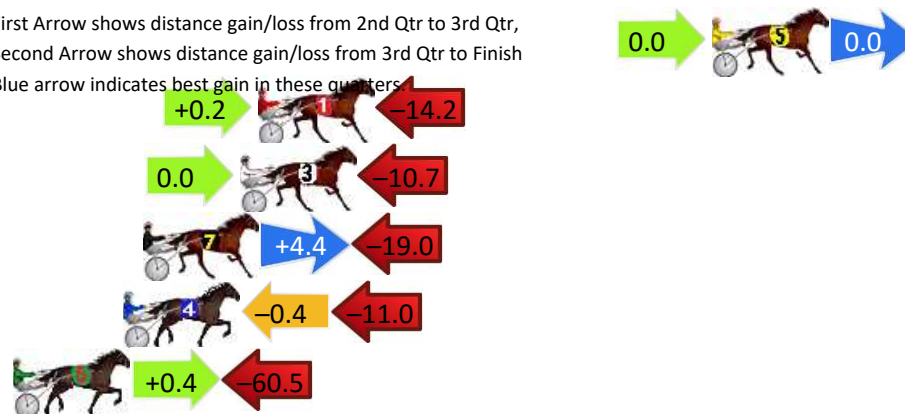
Fourth Qtr: 28.50s

DATA TABLE: 800 / 400 Posi's are position from leader and (how wide the horse was at that position)

NoHorse	Plc	Mar	800 Posi	400 Posi	Time	3rd Qtr	4th Qt
5 GOODTIME STRYKER	1	0.0m	0.0m (0)	0.0m (0)	2:00.00	30.30s	28.50s
1 DIAMONDSNBLUE	2	18.2m	4.2m (0)	4.0m (0)	2:01.36	30.32s	29.51s
3 KITCH MACRAY	3	18.9m	8.2m (0)	8.2m (0)	2:01.41	30.32s	29.26s
7 GLENS OF TEKOA	4	22.8m	8.2m (1)	3.8m (1)	2:01.71	30.02s	29.85s
4 OUR ARABELLA	5	23.6m	12.2m (0)	12.6m (0)	2:01.77	30.35s	29.28s
6 MARIANNA BROMAC	6	74.1m	14.0m (1)	13.6m (1)	2:05.55	30.41s	32.79s

Finish Position and metres gained

First Arrow shows distance gain/loss from 2nd Qtr to 3rd Qtr,
Second Arrow shows distance gain/loss from 3rd Qtr to Finish
Blue arrow indicates best gain in these quarters



8
0
0

Visual positions in race at 2nd Quarter



4
0
0

Visual positions in race at 3rd Quarter



Powered by



Harness Analyser

Sectional Analysis Software

Not just form | Free Trial

www.facebook.com/PJHarnessRacing



RISE Digital, Harness Racing Australia nor the provider accepts any responsibility for the completeness or accuracy of any of the information contained herein, and makes no representations about its suitability for any particular purpose. Users should make their own judgements about those matters and/or seek independent advice. You assume all risks associated with use of data provided on this page