

# Charlton Race 1 Distance 2100m

Sunday, 26 April 2026

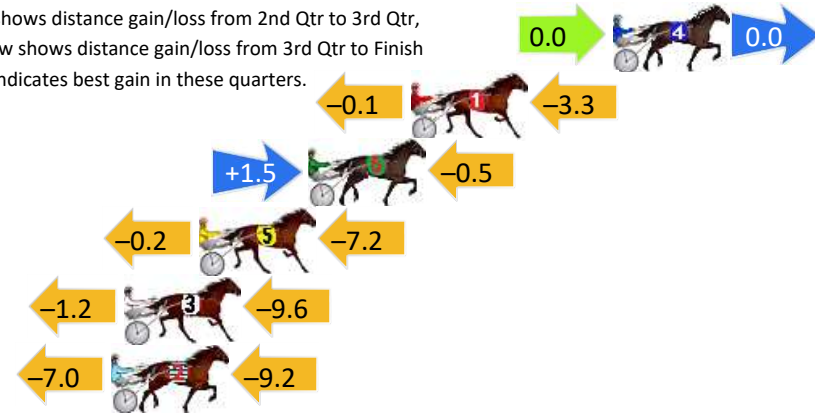
Gross Time: 2:34.00 MileRate: 1:58.00 LeadTime: 34.70s First Qtr: 30.90s Second Qtr: 30.70s Third Qtr: 29.30s Fourth Qtr: 28.40s

DATA TABLE: 800 / 400 Posi's are position from leader and (how wide the horse was at that position)

NoHorse	Plc	Mar	800 Posi	400 Posi	Time	3rd Qtr	4th Qt
4 MISSMALACHITE	1	0.0m	0.0m (0)	0.0m (0)	2:34.00	29.30s	28.40s
1 JOEYS HANGOVER	2	8.1m	4.7m (0)	4.8m (0)	2:34.60	29.30s	28.66s
6 TASTE IT	3	12.2m	13.2m (1)	11.7m (3)	2:34.91	29.18s	28.47s
5 DANCEBYTHESEASIDE	4	16.6m	9.2m (0)	9.4m (0)	2:35.24	29.30s	28.97s
3 VERY TEMPTING	5	19.6m	8.8m (1)	10.0m (2)	2:35.46	29.38s	29.14s
2 BLUE OCEAN	6	20.1m	3.9m (1)	10.9m (1)	2:35.50	29.80s	29.12s

## Finish Position and metres gained

First Arrow shows distance gain/loss from 2nd Qtr to 3rd Qtr,  
Second Arrow shows distance gain/loss from 3rd Qtr to Finish  
Blue arrow indicates best gain in these quarters.



8  
0  
0

Visual positions in race at 2nd Quarter



4  
0  
0

Visual positions in race at 3rd Quarter



# Charlton Race 2 Distance 2100m

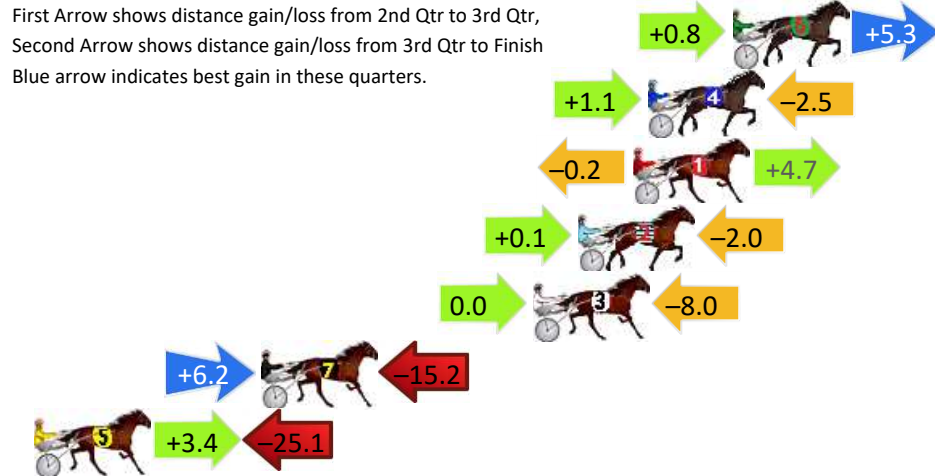
Sunday, 26 April 2026

Gross Time: 2:32.80 MileRate: 1:57.10 LeadTime: 34.10s First Qtr: 31.30s Second Qtr: 30.00s Third Qtr: 28.90s Fourth Qtr: 28.50s

DATA TABLE: 800 / 400 Posi's are position from leader and (how wide the horse was at that position)

No	Horse	Plc	Mar	800 Posi	400 Posi	Time	3rd Qtr	4th Qt
6	OVER THE LINE	1	0.0m	6.1m (1)	5.3m (1)	2:32.80	28.84s	28.12s
4	ARE WEASLEY	2	3.4m	2.0m (1)	0.9m (1)	2:33.05	28.82s	28.69s
1	SOAR	3	4.0m	8.5m (0)	8.7m (0)	2:33.10	28.91s	28.18s
2	ENABLE ME	4	6.2m	4.3m (0)	4.2m (0)	2:33.26	28.89s	28.66s
3	MEDIA MOGUL	5	8.0m	0.0m (0)	0.0m (0)	2:33.40	28.90s	29.10s
7	METRO MEMORY	6	18.9m	9.9m (1)	3.7m (2)	2:34.21	28.45s	29.65s
5	IMPEACHED	7	34.9m	13.2m (0)	9.8m (1)	2:35.41	28.65s	30.41s

## Finish Position and metres gained



800

Visual positions in race at 2nd Quarter



400

Visual positions in race at 3rd Quarter



# Charlton Race 3 Distance 1609m

Sunday, 26 April 2026



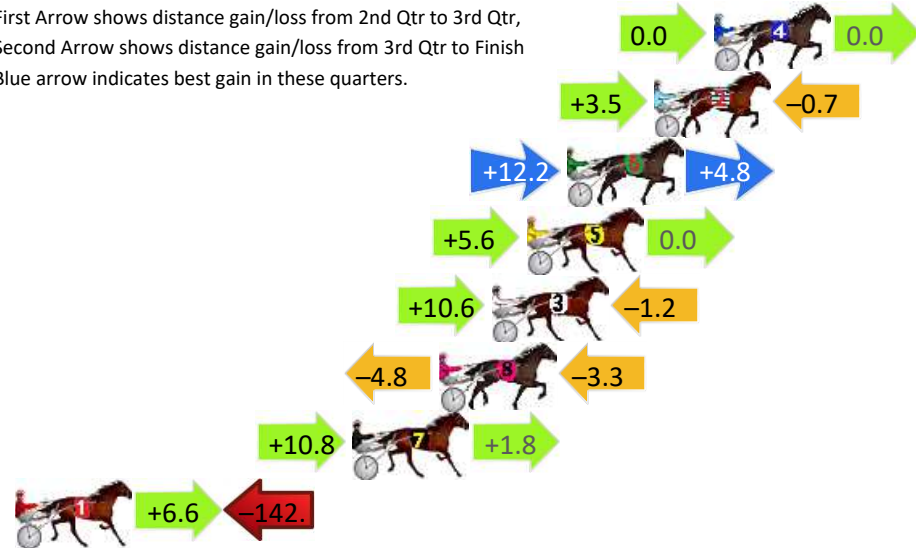
Gross Time: 1:55.00 MileRate: 1:55.00 LeadTime: 0.00s First Qtr: 27.80s Second Qtr: 29.30s Third Qtr: 28.80s Fourth Qtr: 29.00s

DATA TABLE: 800 / 400 Posi's are position from leader and (how wide the horse was at that position)

No	Horse	Plc	Mar	800 Posi	400 Posi	Time	3rd Qtr	4th Qt
4	STARZINHEREYES	1	0.0m	0.0m (0)	0.0m (0)	1:55.00	28.80s	29.00s
2	SHARP INTEREST	2	2.4m	5.2m (0)	1.7m (1)	1:55.18	28.55s	29.06s
6	MAGELLAN	3	5.9m	22.9m (1)	10.7m (3)	1:55.45	27.93s	28.68s
5	RETURN SERVE	4	7.5m	13.1m (0)	7.5m (0)	1:55.57	28.40s	29.03s
3	BRAVE ART	5	8.9m	18.3m (1)	7.7m (2)	1:55.68	28.04s	29.13s
8	LORIMERMAJOR	6	11.0m	2.9m (1)	7.7m (1)	1:55.84	29.14s	29.29s
7	ELATED	7	14.5m	27.1m (1)	16.3m (2)	1:56.10	28.03s	28.93s
1	ZOOM ZOOM BOOM	8	154.4m	18.7m (0)	12.1m (1)	2:06.75	28.33s	39.88s

## Finish Position and metres gained

First Arrow shows distance gain/loss from 2nd Qtr to 3rd Qtr, Second Arrow shows distance gain/loss from 3rd Qtr to Finish  
Blue arrow indicates best gain in these quarters.



# Charlton Race 4 Distance 2100m

Sunday, 26 April 2026



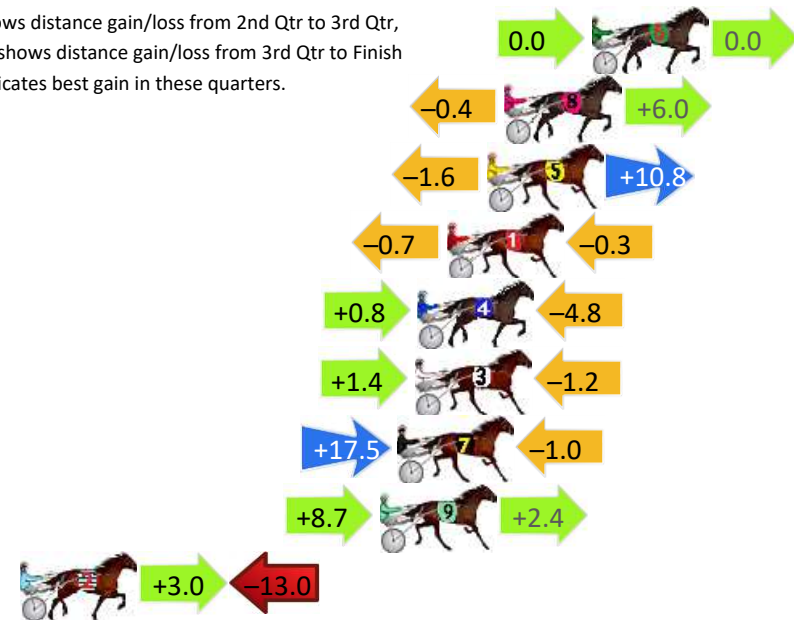
Gross Time: 2:33.00 MileRate: 1:57.30 LeadTime: 34.30s First Qtr: 31.30s Second Qtr: 28.30s Third Qtr: 29.50s Fourth Qtr: 29.60s

DATA TABLE: 800 / 400 Posi's are position from leader and (how wide the horse was at that position)

NoHorse	Plc	Mar	800 Posi	400 Posi	Time	3rd Qtr	4th Qt
6 MAXBECA	1	0.0m	0.0m (0)	0.0m (0)	2:33.00	29.50s	29.60s
8 LEONARD	2	3.5m	9.1m (0)	9.5m (0)	2:33.27	29.56s	29.17s
5 ROJENBYE	3	4.2m	13.4m (0)	15.0m (1)	2:33.33	29.66s	28.83s
1 JINDALEA JACK	4	5.8m	4.8m (0)	5.5m (0)	2:33.45	29.56s	29.65s
4 FOREGONE CONCLUSION	5	7.0m	3.0m (1)	2.2m (1)	2:33.54	29.45s	29.98s
3 KYRGIOS	6	7.1m	7.3m (1)	5.9m (1)	2:33.55	29.42s	29.72s
7 SPORTING RAGE	7	7.8m	24.3m (1)	6.8m (2)	2:33.61	28.29s	29.71s
9 MONSIEUR FLAMEL	8	8.5m	19.6m (1)	10.9m (2)	2:33.66	28.92s	29.46s
2 WHITEHAVEN BEACH	9	22.9m	12.9m (1)	9.9m (1)	2:34.78	29.32s	30.65s

## Finish Position and metres gained

First Arrow shows distance gain/loss from 2nd Qtr to 3rd Qtr, Second Arrow shows distance gain/loss from 3rd Qtr to Finish  
Blue arrow indicates best gain in these quarters.



# Charlton Race 5 Distance 2100m

Sunday, 26 April 2026


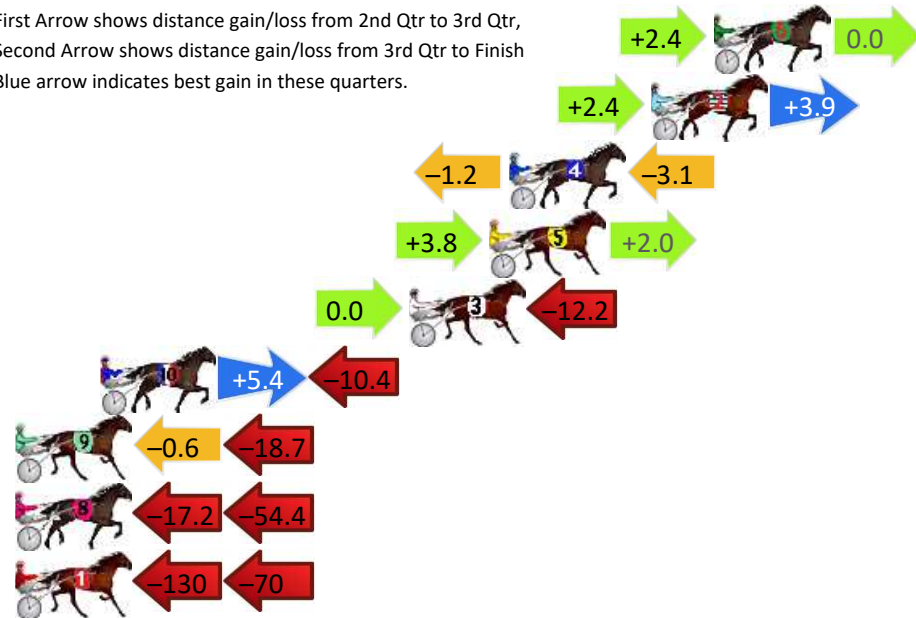
Gross Time: 2:35.50 MileRate: 1:59.20 LeadTime: 35.80s First Qtr: 32.00s Second Qtr: 28.90s Third Qtr: 29.20s Fourth Qtr: 29.60s

DATA TABLE: 800 / 400 Posi's are position from leader and (how wide the horse was at that position)

No	Horse	Plc	Mar	800 Posi	400 Posi	Time	3rd Qtr	4th Qt
6	BET ON ACES	1	0.0m	2.4m (1)	0.0m (1)	2:35.50	29.03s	29.60s
2	IMAGUNNARESTNGO	2	2.5m	8.8m (0)	6.4m (0)	2:35.69	29.04s	29.32s
4	RAVISHING ROXY	3	8.2m	3.9m (0)	5.1m (1)	2:36.14	29.29s	29.87s
5	WOODVILLE FLYER	4	9.0m	14.8m (1)	11.0m (1)	2:36.20	28.94s	29.50s
3	LOOKING FROM ABOVE	5	12.2m	0.0m (0)	0.0m (0)	2:36.45	29.20s	30.55s
10	EL LAZZAR	6	24.6m	19.6m (1)	14.2m (2)	2:37.41	28.83s	30.47s
9	DON KATTERZ	7	61.1m	41.8m (0)	42.4m (0)	2:40.24	29.30s	31.24s
8	ALCATRAZ MISS	8	162.1m	90.5m (0)	107.7m (0)	2:48.08	30.57s	34.31s
1	CAPTAIN GRIN	9	205.6m	7.1m (1)	136.4m (1)	2:51.45	38.66s	35.58s

## Finish Position and metres gained

First Arrow shows distance gain/loss from 2nd Qtr to 3rd Qtr, Second Arrow shows distance gain/loss from 3rd Qtr to Finish  
Blue arrow indicates best gain in these quarters.



# Charlton Race 6 Distance 2100m


Sunday, 26 April 2026

Gross Time: 2:36.60 MileRate: 2:00.00 LeadTime: 36.00s First Qtr: 31.90s Second Qtr: 30.20s Third Qtr: 29.00s Fourth Qtr: 29.50s

DATA TABLE: 800 / 400 Posi's are position from leader and (how wide the horse was at that position)


NoHorse	Plc	Mar	800 Posi	400 Posi	Time	3rd Qtr	4th Qt
10 BLACKRANGE GLORY	1	0.0m	9.0m (1)	0.0m (1)	2:36.60	28.35s	29.50s
2 CONNIES PRESIDENT	2	10.2m	0.0m (0)	0.6m (0)	2:37.39	29.04s	30.20s
1 CHAMPAGNES	3	10.7m	4.0m (0)	4.6m (0)	2:37.43	29.04s	29.95s
5 ATABOY CHARLIE	4	18.1m	19.8m (1)	11.6m (2)	2:38.00	28.40s	29.98s
8 HILLSIDE	5	19.6m	13.2m (1)	4.4m (2)	2:38.12	28.35s	30.61s
6 TUBS NOW SLIM	6	38.0m	4.4m (1)	11.2m (0)	2:39.54	29.48s	31.47s
3 LOVE WHO	7	45.0m	0.4m (1)	6.6m (1)	2:40.08	29.43s	32.32s
4 BETSY ANNE	8	52.0m	9.4m (0)	18.8m (0)	2:40.62	29.66s	31.93s

## Finish Position and metres gained



800

Visual positions in race at 2nd Quarter



400

Visual positions in race at 3rd Quarter